

## Hidden Mullion Louver Dual Drainable Blade

### Application and Design

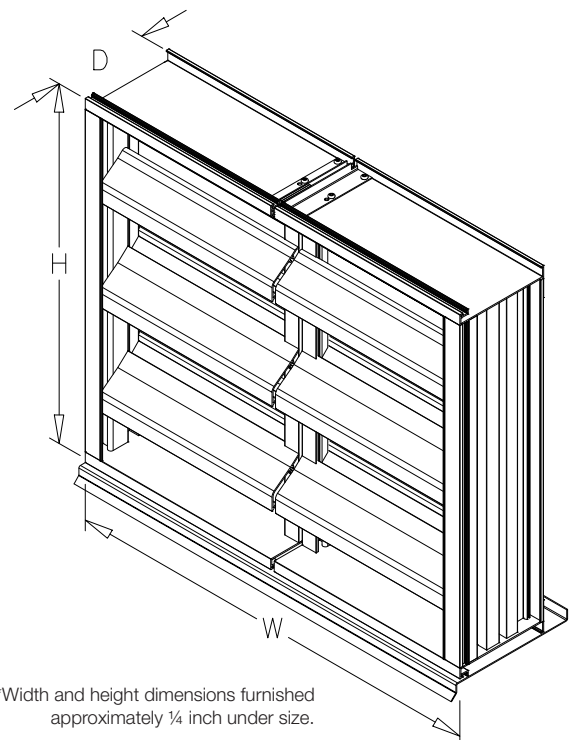
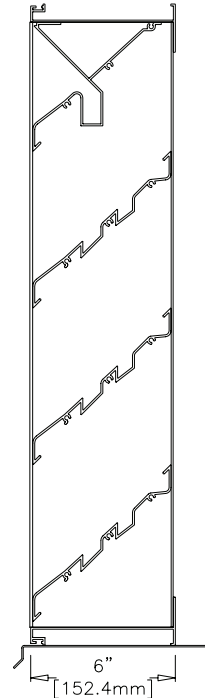
EHM-601 is a weather louver designed to protect air intake and exhaust openings in building exterior walls. Design incorporates drain gutters in the head member and horizontal blades to channel water to the jambs where water is further channeled through vertical downspouts and out at the sloped sill. The EHM-601 is an extremely efficient louver with **AMCA LICENSED PERFORMANCE DATA** enabling designers to select and apply with confidence.

### Standard Construction

- Frame** . . . . . Heavy gauge extruded 6063-T5 aluminum, 6 in. x 0.081 in. nominal wall thickness
- Blades** . . . . . Dual drainable design, heavy gauge extruded 6063-T5 aluminum, 0.081 in. nominal wall thickness, positioned at 37° and 45° angles on approximately 6 in. centers
- Construction** . . . Mechanically fastened
- Birdscreen** . . . . 3/4 in. x 0.051 in. flattened expanded aluminum in removable frame, inside mount (rear)
- Finish** . . . . . Mill
- Extended sill** . . . Formed aluminum
- Minimum Size** . . 12 in. W x 16 in. H
- Maximum Single Section Size** . . . 120 in. W or 120 in. H (limited to 70 ft. sq.)

### Options (at additional cost)

- A variety of bird and insect screens
- Blank off panel
- Clip angles
- Filter rack
- Flanged frame (on head and jambs only)
- Security bars
- Welded construction
- A variety of architectural finishes including:
  - Clear anodize
  - Integral color anodize
  - Baked enamel paint
  - Kynar paint



\*Width and height dimensions furnished approximately 1/4 inch under size.


# PERFORMANCE DATA

# EHM-601

Hidden Mullion Louver Dual Drainable Blade  
Extruded Aluminum

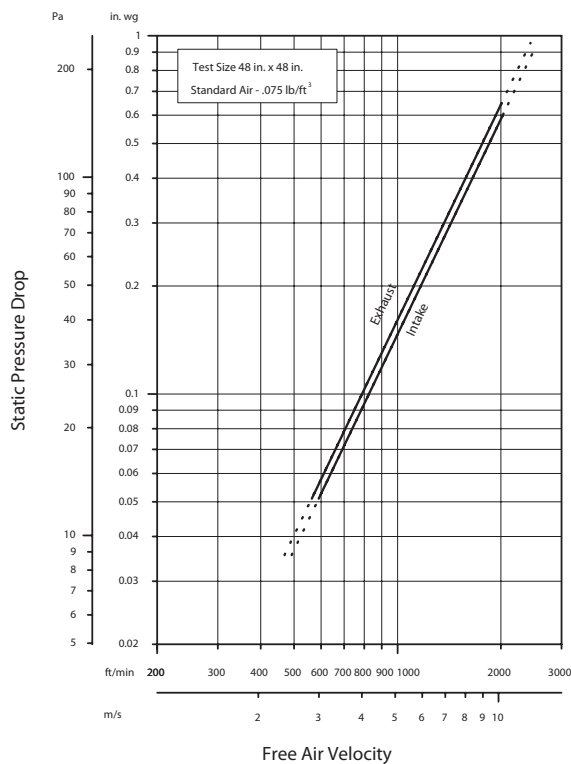
## Free Area Chart (Sq. ft.)

Louver Height Inches	Louver Width in Inches																		
	12	18	24	30	36	42	48	54	60	66	72	78	84	90	96	102	108	114	120
16	0.30	0.50	0.70	0.90	1.09	1.29	1.49	1.63	1.83	2.03	2.23	2.42	2.62	2.82	3.01	3.16	3.36	3.56	3.75
18	0.30	0.50	0.70	0.90	1.09	1.29	1.49	1.63	1.83	2.03	2.23	2.42	2.62	2.82	3.01	3.16	3.36	3.56	3.75
24	0.57	0.93	1.30	1.67	2.04	2.40	2.77	3.05	3.41	3.78	4.15	4.52	4.88	5.25	5.62	5.89	6.26	6.63	7.00
30	0.83	1.37	1.90	2.44	2.98	3.52	4.06	4.46	5.00	5.53	6.07	6.61	7.15	7.69	8.22	8.63	9.16	9.70	10.24
36	1.09	1.80	2.51	3.22	3.92	4.63	5.34	5.87	6.58	7.28	8.00	8.70	9.41	10.12	10.83	11.36	12.07	12.77	13.48
42	1.35	2.23	3.11	3.99	4.87	5.75	6.62	7.28	8.16	9.04	9.92	10.80	11.67	12.55	13.43	14.09	14.97	15.85	16.72
48	1.62	2.67	3.71	4.76	5.81	6.86	7.91	8.70	9.74	10.79	11.84	12.86	13.94	14.99	16.04	16.82	17.87	18.92	19.97
54	1.86	3.07	4.28	5.49	6.70	7.91	9.11	10.02	11.23	12.44	13.65	14.85	16.06	17.27	18.48	19.39	20.59	21.80	23.01
60	2.09	3.45	4.81	6.17	7.53	8.88	10.24	11.26	12.62	13.98	15.33	16.69	18.05	19.41	20.77	21.78	23.14	24.50	25.86
66	2.32	3.83	5.34	6.85	8.35	9.86	11.37	12.50	14.01	15.51	17.02	18.53	20.04	21.54	23.05	24.18	25.69	27.20	28.70
72	2.40	3.96	5.52	7.08	8.64	10.20	11.76	12.93	14.49	16.05	17.61	19.17	20.73	22.29	23.85	25.02	26.58	28.14	29.70
78	2.67	4.40	6.13	7.86	9.59	11.32	13.05	14.34	16.07	17.80	19.53	21.26	22.99	24.82	26.45	27.75	29.48	31.21	32.94
84	2.93	4.83	6.73	8.63	10.53	12.43	14.33	15.76	17.66	19.56	21.46	23.36	25.26	27.16	29.06	30.48	32.38	34.28	36.18
90	3.19	5.26	7.33	9.40	11.47	13.54	15.61	17.17	19.24	21.31	23.38	25.45	27.52						
96	3.45	5.69	7.94	10.18	12.42	14.66	16.90	18.58	20.82	23.06	25.30	27.54	29.78						
102	3.72	6.13	8.54	10.95	13.36	15.77	18.18	19.99	22.40	24.81	27.22	29.63	32.05						
108	3.98	6.56	9.14	11.72	14.30	16.89	19.47	21.40	23.98	26.57	29.15	31.73	34.31						
114	4.24	6.99	9.74	12.50	15.25	18.00	20.75	22.82	25.57	28.32	31.07	33.82	36.57						
120	4.50	7.43	10.35	13.27	16.19	19.11	22.04	24.23	27.15	30.07	32.99	35.91	38.84						



Greenheck Fan Corporation certifies that the EHM-601 louvers shown herein are licensed to bear the AMCA Seal. The ratings shown are based on tests and procedures performed in accordance with AMCA Publication 511 and comply with the requirements of the AMCA Certified Ratings Program. The AMCA Certified Ratings Seal applies to air performance and water penetration ratings.

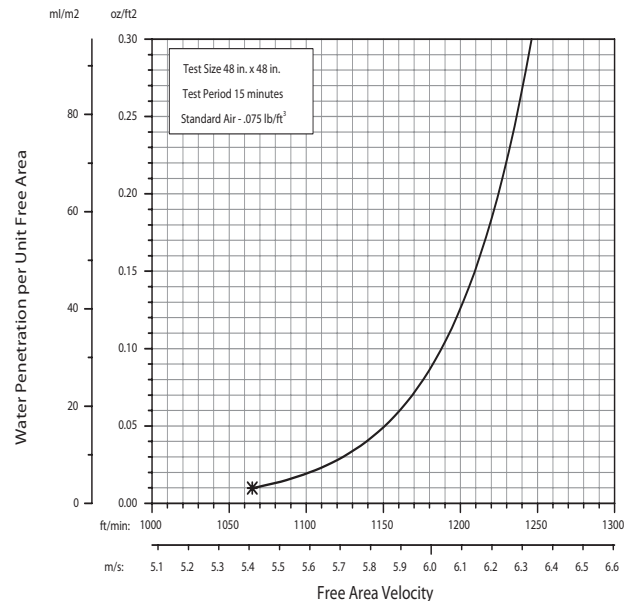
## Airflow Resistance (Standard Air - .075 lb/ft³)



Model EHM-601 resistance to airflow (pressure drop) varies depending on louver application (air intake or air exhaust). Free area velocities (shown) are higher than average velocity through the overall louver size. See louver selection information.

## Water Penetration (Standard Air - .075 lb/ft³)

Test size 48 in. x 48 in. Test duration of 15 min.



The AMCA Water Penetration Test provides a method for comparing various louver models and designs as to their efficiency in resisting the penetration of rainfall under specific laboratory test conditions. The beginning point of water penetration is defined as that velocity where the water penetration curve projects through .01 oz. of water (penetration) per sq. ft. of louver free area. **\*The beginning point of water penetration for Model EHM-601 is 1065 fpm free area velocity.** These performance ratings do not guarantee a louver to be weatherproof or stormproof and should be used in combination with other factors including good engineering judgement in selecting louvers.



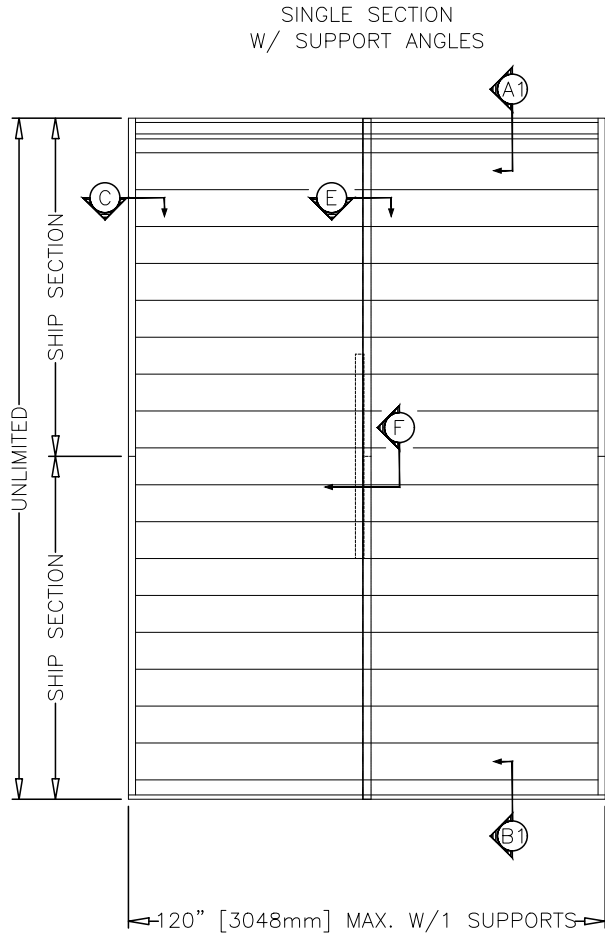
# INSTALLATION DETAILS

# EHM-601

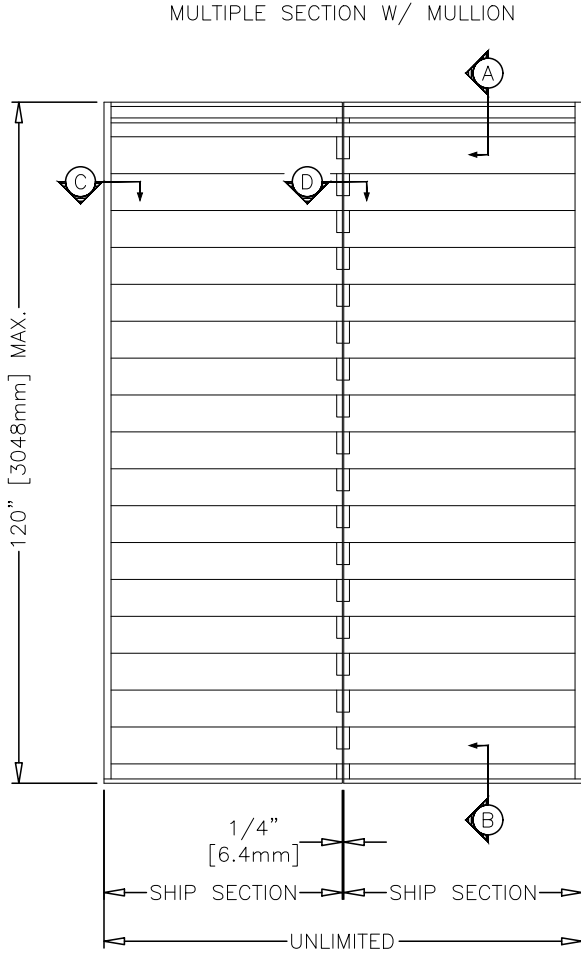
## Maximum Size and Installation Information

Hidden Mullion Louver Dual Drainable Blade  
Extruded Aluminum

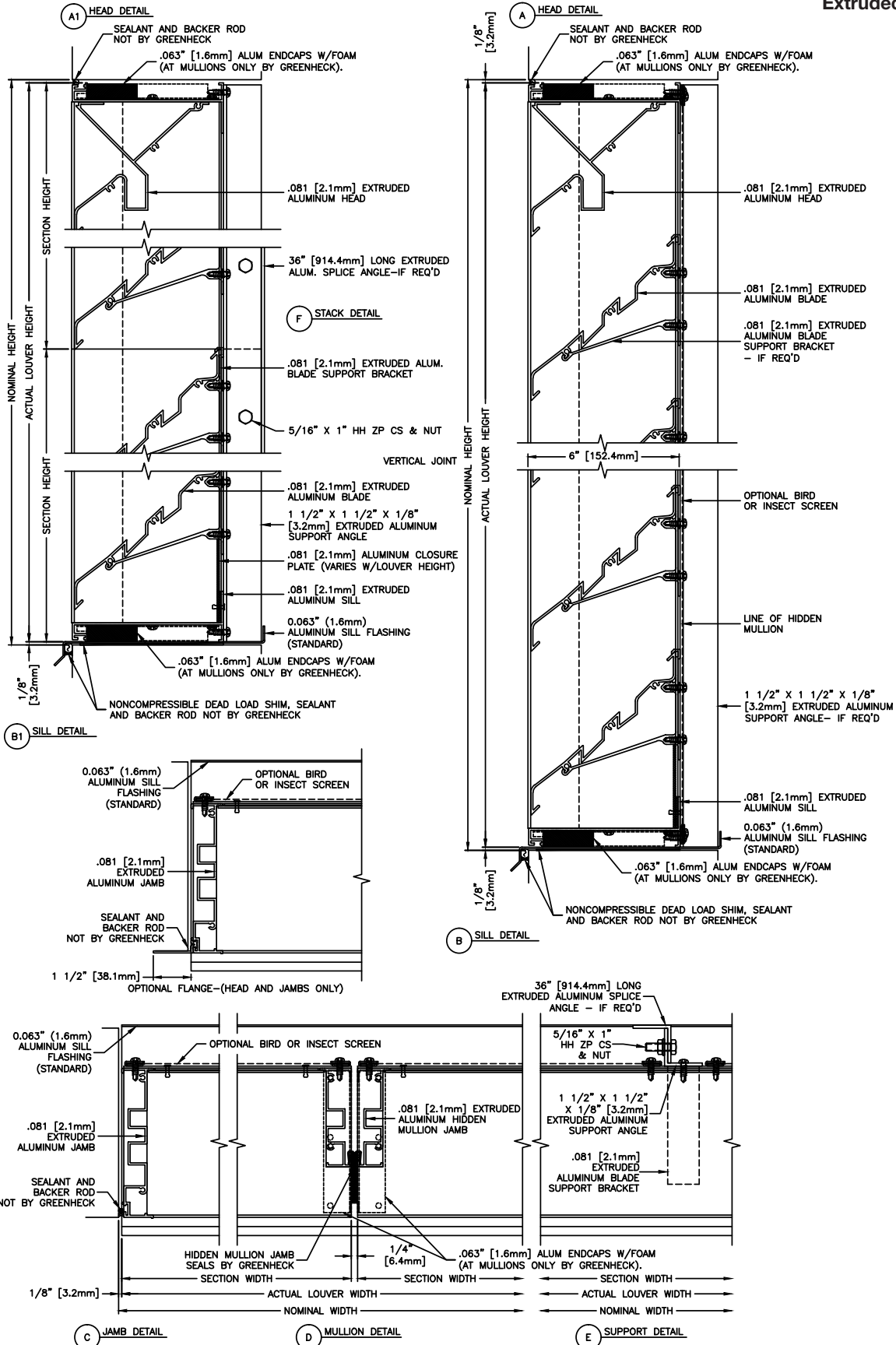
Maximum single section size for model EHM-601 is 120 in. W x 84 in. H or 84 in. W x 120 in. H (70 sq. ft). Larger openings require field assembly of multiple louver sections to make up the overall opening size. Individual louver sections are designed to withstand a 25 PSF wind load (please consult Greenheck if the louvers must withstand higher wind-loads). Structural reinforcing members may be required to adequately support and install multiple louver sections within a large opening. Structural reinforcing members along with any associated installation hardware is not provided by Greenheck unless indicated otherwise by Greenheck. Options and accessories including, but not limited to, screens, filter racks, louver doors, and blank off panels are not subject to structural analysis unless indicated otherwise by Greenheck. Additional information on louver installation may be found in AMCA Publication #501, Louver Application Manual.

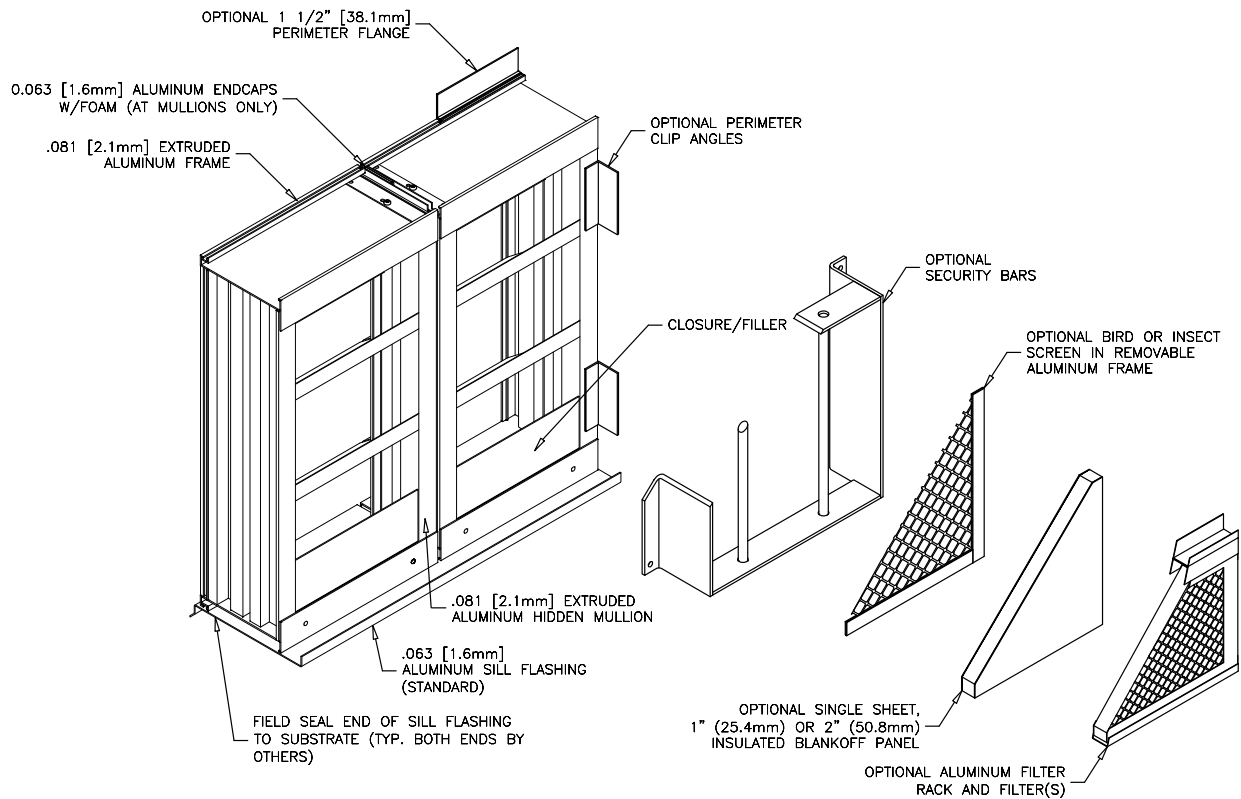


**Minimum Single Section Size**  
12 in. W x 16 in. H



**Maximum Single Section Size**  
70 ft. sq.





## FINISHES

Finish Type	Description/Application	Color Selection	Standard Warranty (Aluminum)
<b>AAMA 2605</b> 100% Fluoropolymer (FEVE) 2-Coat 70% Kynar® (PVDF) 3-Coat 70% Kynar® (PVDF) 4-Coat 70% Kynar® (PVDF)	<b>"Best."</b> The premier finish for extruded aluminum. Tough, long-lasting coating has superior color retention and abrasive properties. Resists chalking, fading, chemical abrasion and weathering.	<b>Standard Colors:</b> Any of the 27 standard colors shown can be furnished in 70% or 50% Kynar®, 100% Fluoropolymer or Baked Enamel.	10 Years (20 Years Optional)
<b>AAMA 2604</b> 50% Kynar® / Acroflur®	<b>"Better."</b> Tough, long-lasting coating has excellent color retention and abrasive properties. Resists chalking, fading, chemical abrasion and weathering.	<b>Mica Colors:</b> Greenheck offers 6 standard Mica colors for 70% Kynar® or 100% Fluoropolymer.	5 Years
<b>AAMA 2603</b> Baked Enamel	<b>"Good."</b> Provides good adhesion and resistance to weathering, corrosion and chemical stain.	<b>Custom Colors:</b> Custom color matching is available. Consult your Greenheck representative for cost and/or lead-time implications if a custom color is required.	1 Year
<b>AA-M10C22A42</b> Integral Color Anodize	"Two-step" anodizing is produced by following the normal anodizing step with a second, colorfast process.	Light, Medium, Dark or Extra Dark Bronze; Champagne; Black	5 years
<b>AA-M10C22A41</b> Clear Anodize 215 R-1	Clear, colorless and hard oxide aluminum coating that resists weathering and chemical attack.	Clear	5 years
<b>AA-M10C22A31</b> Clear Anodize 204	Clear, colorless and hard oxide aluminum coating that resists weathering and chemical attack.	Clear	1 Year
<b>Prime Coat</b>	Louvers or architectural products shall be cleaned, pre-treated and receive a prime coat finish suitable for field painting. Greenheck does not recommend prime coat or field painting of materials.		n/a
<b>Mill</b>	Materials may be supplied in natural aluminum or galvanized steel finish when normal weathering is acceptable and there is no concern for color or color change.		n/a

Finishes meet or exceed AAMA 2605, AAMA 2604, and AAMA 2603 requirements. Please consult [www.greenheck.com](http://www.greenheck.com) for complete information on standard and extended paint warranties. Paint finish warranties are not applicable to steel products.

