

Fabricated Steel Stationary Louver Drainable Blade

Application and Design

FDS-602 is fabricated stationary louver designed to protect air intake and exhaust openings in building exterior walls. Design incorporates a drainable head member and stationary drainable blades to channel water to the jambs which guides the water through vertical downspouts for escape at the sill. The FDS-602 is an extremely efficient louver with **AMCA LICENSED PERFORMANCE DATA** enabling designers to select and apply with confidence.

Standard Construction

Frame 6 in. x 16 gauge galvanized steel wall thickness

Blades Drainable design, 20 gauge galvanized steel wall thickness, positioned at 45° on approximately 5.5 in. centers

Construction . . . Mechanically fastened

Birdscreen . . . ½ in. x ½ in. mesh 19 gauge galvanized steel in removable frame, inside mount (rear)

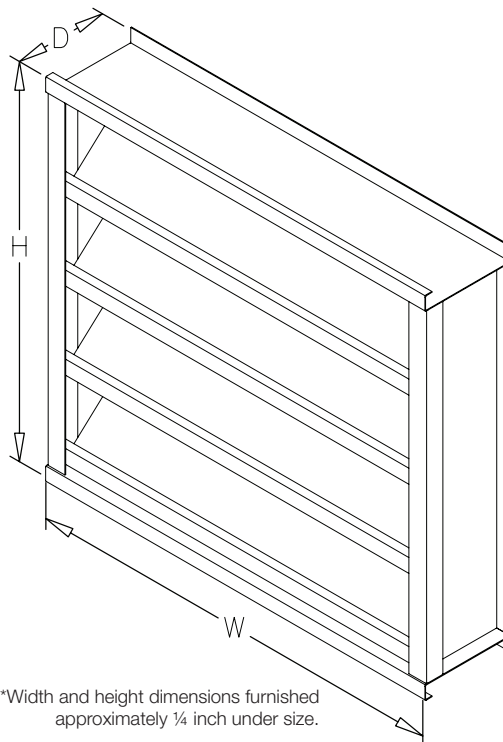
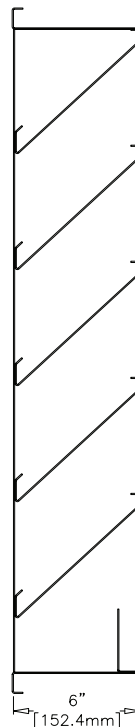
Finish Mill

Minimum Size . . 12 in. W x 16 in. H

Maximum Single Section Size . . 60 in. W x 96 in. H

Options (at additional cost)

- A variety of bird and insect screens
- Blank off panels
- Clip angles
- Extended sill
- Filter racks
- Flanged frame
- Stainless steel frame and blade
- Heavier gauge blade construction
- Security bars
- A variety of architectural finishes including:
 - Baked enamel paint
 - Kynar paint



*Width and height dimensions furnished approximately ¼ inch under size.

PERFORMANCE DATA

FDS-602

Stationary Louver Drainable Blade
Fabricated Steel

Free Area Chart (Sq. ft.)

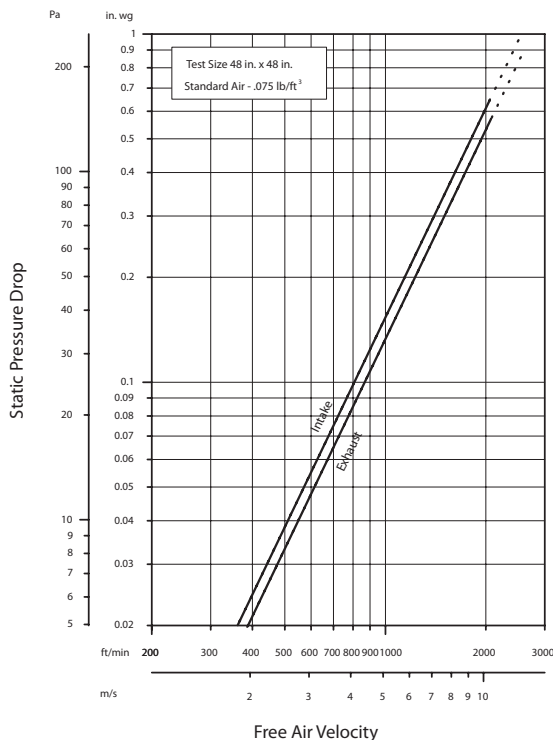
Louver Height Inches	Louver Width in Inches									
	8	12	18	24	30	36	42	48	54	60
12	0.10	0.18	0.29	0.41	0.52	0.63	0.75	0.86	0.98	1.09
18	0.24	0.41	0.67	0.93	1.18	1.44	1.70	1.96	2.22	2.48
24	0.37	0.64	1.04	1.45	1.85	2.25	2.66	3.06	3.46	3.86
30	0.53	0.91	1.49	2.07	2.65	3.22	3.80	4.38	4.96	5.53
36	0.68	1.18	1.92	2.66	3.41	4.15	4.89	5.63	6.38	7.12
42	0.83	1.44	2.35	3.26	4.16	5.07	5.98	6.89	7.80	8.71
48	0.98	1.70	2.78	3.85	4.92	6.00	7.07	8.15	9.22	10.30
54	1.14	1.96	3.20	4.44	5.68	6.92	8.16	9.40	10.64	11.88
60	1.29	2.23	3.63	5.04	6.44	7.85	9.25	10.66	12.06	13.47
66	1.43	2.47	4.03	5.90	7.16	8.72	10.28	11.84	13.40	14.97
72	1.56	2.70	4.41	6.11	7.82	9.53	11.23	12.94	14.65	16.35
78	1.70	2.93	4.78	6.63	8.48	10.34	12.19	14.04	15.89	17.74
84	1.83	3.16	5.16	7.15	9.15	11.14	13.14	15.14	17.13	19.13
90	1.96	3.39	5.53	7.67	9.81	11.95	14.09	16.23	18.38	20.52
96	2.12	3.67	5.98	8.30	10.67	12.92	15.24	17.55	19.87	22.18



Greenheck Fan Corporation certifies that the FDS-602 louvers shown herein are

licensed to bear the AMCA Seal. The ratings shown are based on tests and procedures performed in accordance with AMCA Publication 511 and comply with the requirements of the AMCA Certified Ratings Program. The AMCA Certified Ratings Seal applies to air performance and water penetration ratings.

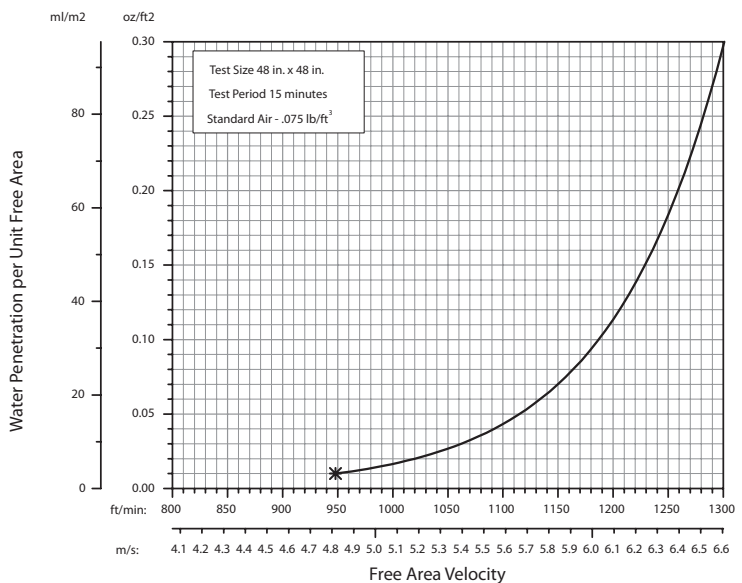
Airflow Resistance (Standard Air - .075 lb/ft³)



Model FDS-602 resistance to airflow (pressure drop) varies depending on louver application (air intake or air exhaust). Free area velocities (shown) are higher than average velocity through the overall louver size. See louver selection information.

Water Penetration (Standard Air - .075 lb/ft³)

Test size 48 in. x 48 in. Test duration of 15 min.



The AMCA Water Penetration Test provides a method for comparing various louver models and designs as to their efficiency in resisting the penetration of rainfall under specific laboratory test conditions. The beginning point of water penetration is defined as that velocity where the water penetration curve projects through .01 oz. of water (penetration) per sq. ft. of louver free area. ***The beginning point of water penetration for Model FDS-602 is 948 fpm free area velocity.** These performance ratings do not guarantee a louver to be weatherproof or stormproof and should be used in combination with other factors including good engineering judgement in selecting louvers.

INSTALLATION DETAILS

FDS-602

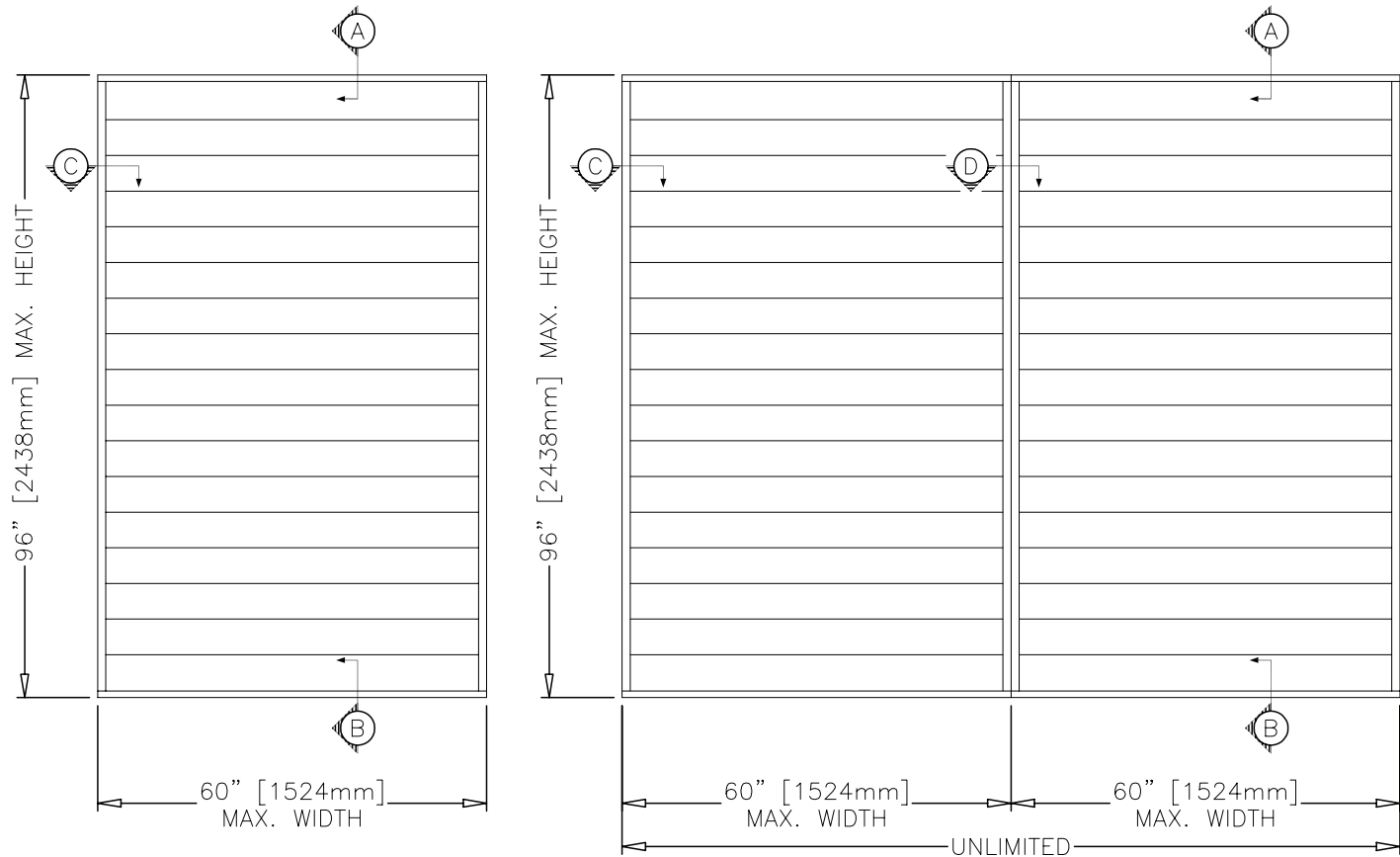
Maximum Size and Installation Information

Stationary Louver Drainable Blade
Fabricated Steel

Maximum single section size for model FDS-602 is 60 in. W x 96 in. H. Larger openings require field assembly of multiple louver sections to make up the overall opening size. Individual louver sections are designed to withstand a 25 PSF wind load (please consult Greenheck if the louvers must withstand higher wind-loads). Structural reinforcing members may be required to adequately support and install multiple louver sections within a large opening. Structural reinforcing members along with any associated installation hardware is not provided by Greenheck unless indicated otherwise by Greenheck. Options and accessories including, but not limited to, screens, filter racks, louver doors, and blank off panels are not subject to structural analysis unless indicated otherwise by Greenheck. Additional information on louver installation may be found in AMCA Publication #501, Louver Application Manual.

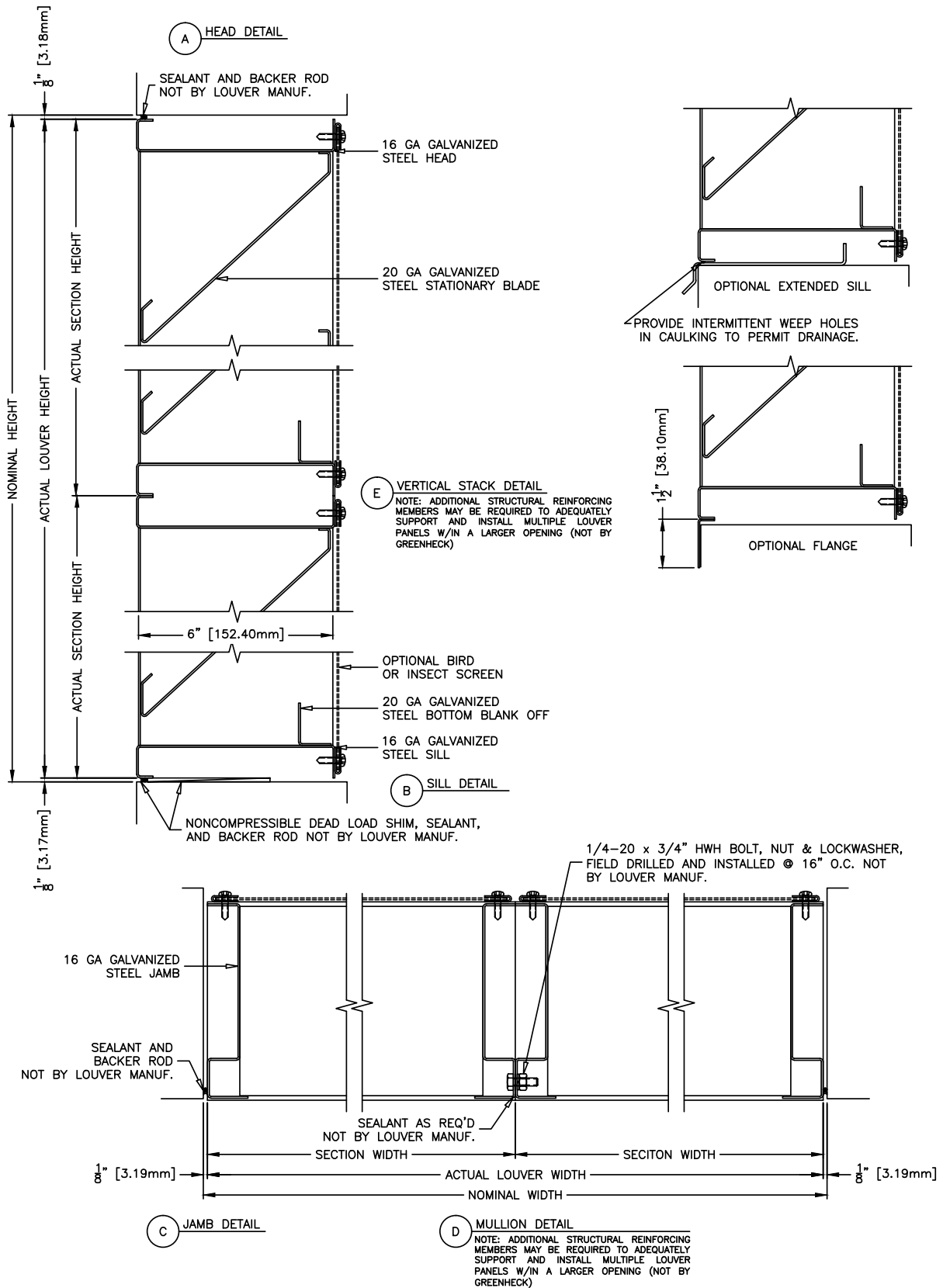
SINGLE SECTION

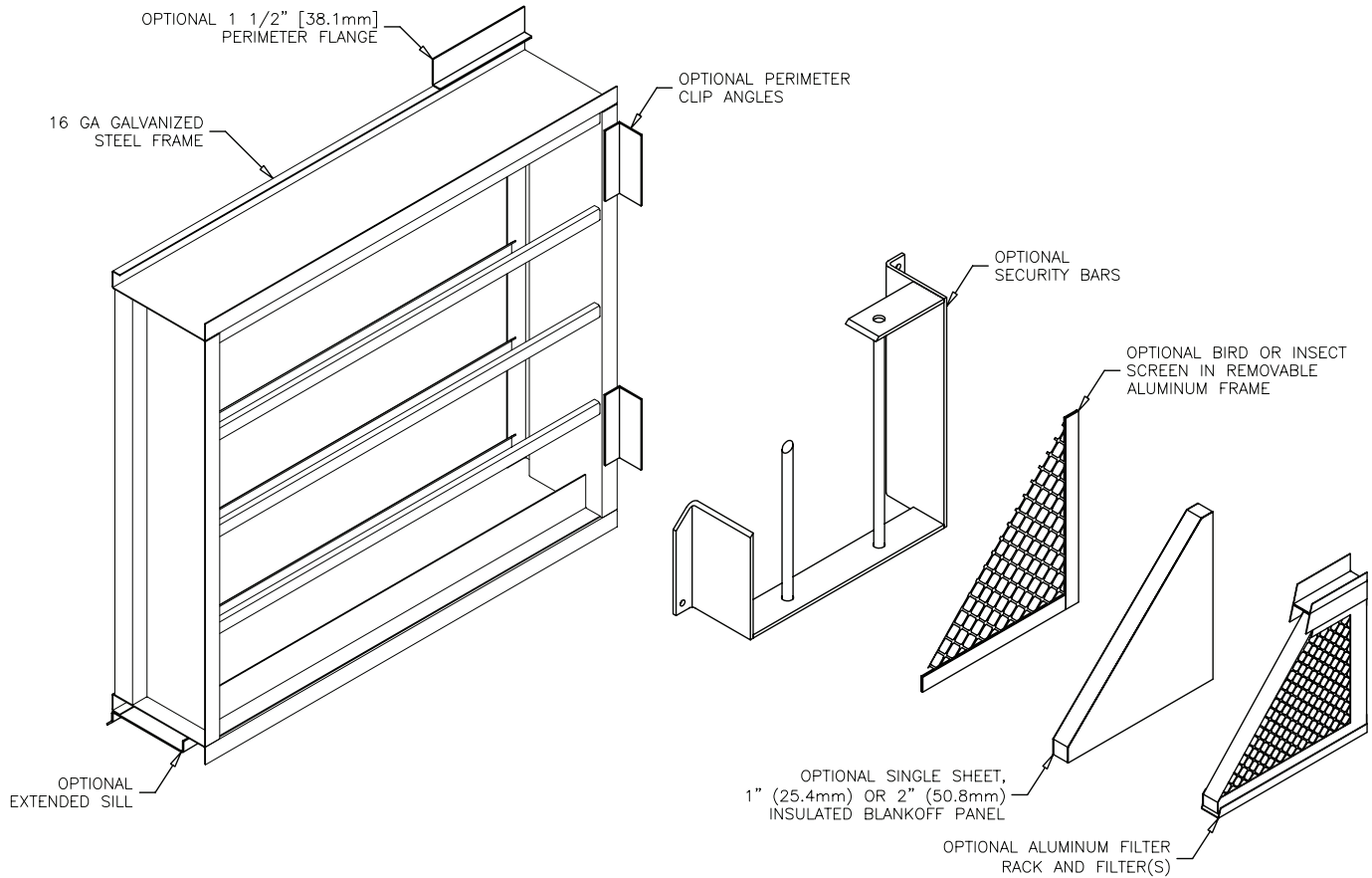
MULTIPLE SECTION W/ MULLION



Minimum Single Section Size
12 in. W x 16 in. H

Maximum Single Section Size
60 in. W x 96 in. H





FINISHES

Finish Type	Description/Application	Color Selection	Standard Warranty (Aluminum)
AAMA 2605 100% Fluoropolymer (FEVE) 2-Coat 70% Kynar® (PVDF) 3-Coat 70% Kynar® (PVDF) 4-Coat 70% Kynar® (PVDF)	"Best." The premier finish for extruded aluminum. Tough, long-lasting coating has superior color retention and abrasive properties. Resists chalking, fading, chemical abrasion and weathering.	Standard Colors: Any of the 27 standard colors shown can be furnished in 70% or 50% Kynar®, 100% Fluoropolymer or Baked Enamel. Mica Colors: Greenheck offers 6 standard Mica colors for 70% Kynar® or 100% Fluoropolymer. Custom Colors: Custom color matching is available. Consult your Greenheck representative for cost and/or lead-time implications if a custom color is required.	10 Years (20 Years Optional)
AAMA 2604 50% Kynar® / Acroflur®	"Better." Tough, long-lasting coating has excellent color retention and abrasive properties. Resists chalking, fading, chemical abrasion and weathering.		5 Years
AAMA 2603 Baked Enamel	"Good." Provides good adhesion and resistance to weathering, corrosion and chemical stain.		1 Year
Prime Coat	Louvers or architectural products shall be cleaned, pre-treated and receive a prime coat finish suitable for field painting. Greenheck does not recommend prime coat or field painting of materials.		n/a
Mill	Materials may be supplied in natural aluminum or galvanized steel finish when normal weathering is acceptable and there is no concern for color or color change.		n/a

Finishes meet or exceed AAMA 2605, AAMA 2604, and AAMA 2603 requirements. Please consult www.greenheck.com for complete information on standard and extended paint warranties. Paint finish warranties are not applicable to steel products.

