



CHIU CHAU ENTERPRISE Co., Ltd.

SAF-B

SAF-B December 2017

Double Inlet Airfoil Centrifugal Fan



Chiu Chau Enterprise Co., Ltd. certifies that the SAF-B Backward Centrifugal Fan shown herein are licensed to bear the AMCA Seal. The ratings shown are based on tests and procedures performed in accordance with AMCA Publication 211 and AMCA Publication 311 and comply with the requirements of the AMCA Certified Ratings Program.

Quality Reputation Service

Prospectus

Idea of operation: Prime in authentication,
everlasting operation

Quality policy: Good quality, customer
`satisfaction

In the beginning of this instruction, first we thank for the support given from all parties, we always keep good contact with old customers and exploit new market aggressively, realize continue, stable and coordinate development. The agreement contracted, proceeds, income after taxed both create peak in history. In order to affirm the foundation, we passed ISO 9001 quality management system accreditation. We prime the motto of “authentication, everlasting operation, good quality, customer satisfaction” as subject of national economy, providing first class product to society.

Product Feature

- Production equipment: dynamic balance calibration unit, hydraulic bending bed, hydraulic shear, level lathe, plasma cutting unit, CO2 electric welding set screw press, Argon welding set.
- Testing equipment: spectrum analyzer, laser aiming unit, thermal linear anemometer, noise decibel gauge, U tube, electronic pressure gauge, thermometer, tachometer, Pitot tube, diaphragm gauge, caliper.
- Education & training: monthly fixed 4 hours on-job training, invited professional lecturer, the contents of the program include professional know-how, production management, quality control and so on. Two or three persons are selected to attend visit and practice in academic unit yearly.
- Quality control: meet ISO 9001 quality management system.
- After sale service and handling of customer complaint: We provide customer service and maintenance service department exclusive for requirement of after sale service and handling of emergency incident., proceed subject to each customer complaint case, failure determination, cause analysis, trouble shooting, case classification and management. Cope with periodical maintenance of the user yearly.



SAF-B Series



- This is improved turbine model, high efficiency and fixed load, resist to motor overload, with lowest noise in all model. Applicable in ordinary ventilation such as air conditioned of common office building, air delivery of various kiln.
- Max air volume up to 100000 CFM.
- Max. static pressure up to 30 inWg.

Example of Fan Curve Reading

SAF-B-135 (Inlet Sound Power)

Air Flowrate $Q=1.144$ CMS

Outlet Velocity $V=6.39$ m/s

Total Pressure $P_t=675.2$ Pa

Velocity Pressure $P_v=24$ Pa

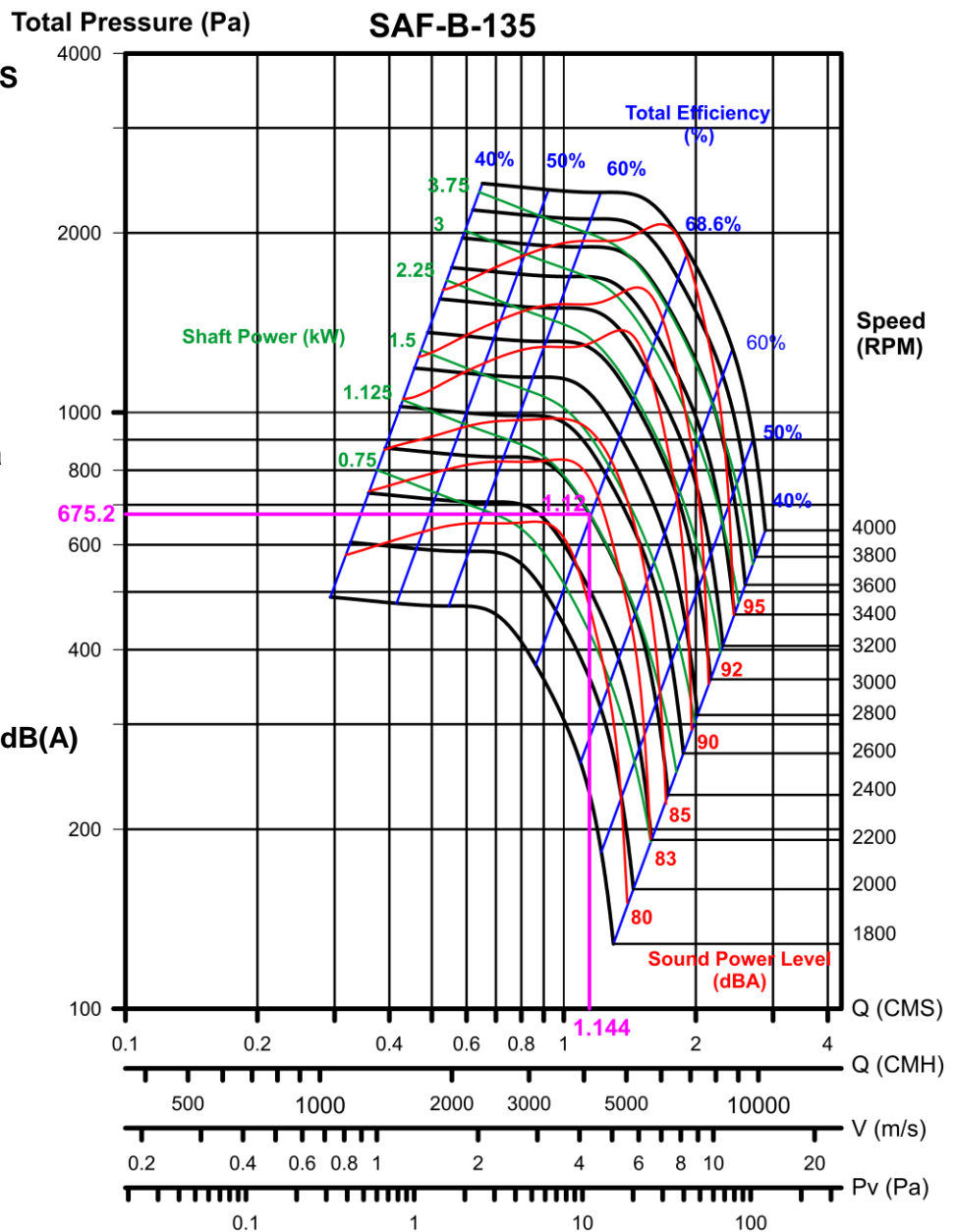
Static Pressure $P_s=651.2$ Pa

Fan Speed $N=2400$ rpm

Fan Shaft Power $W=1.12$ kW

Sound Power $L_{wiA}=82.04$ dB(A)

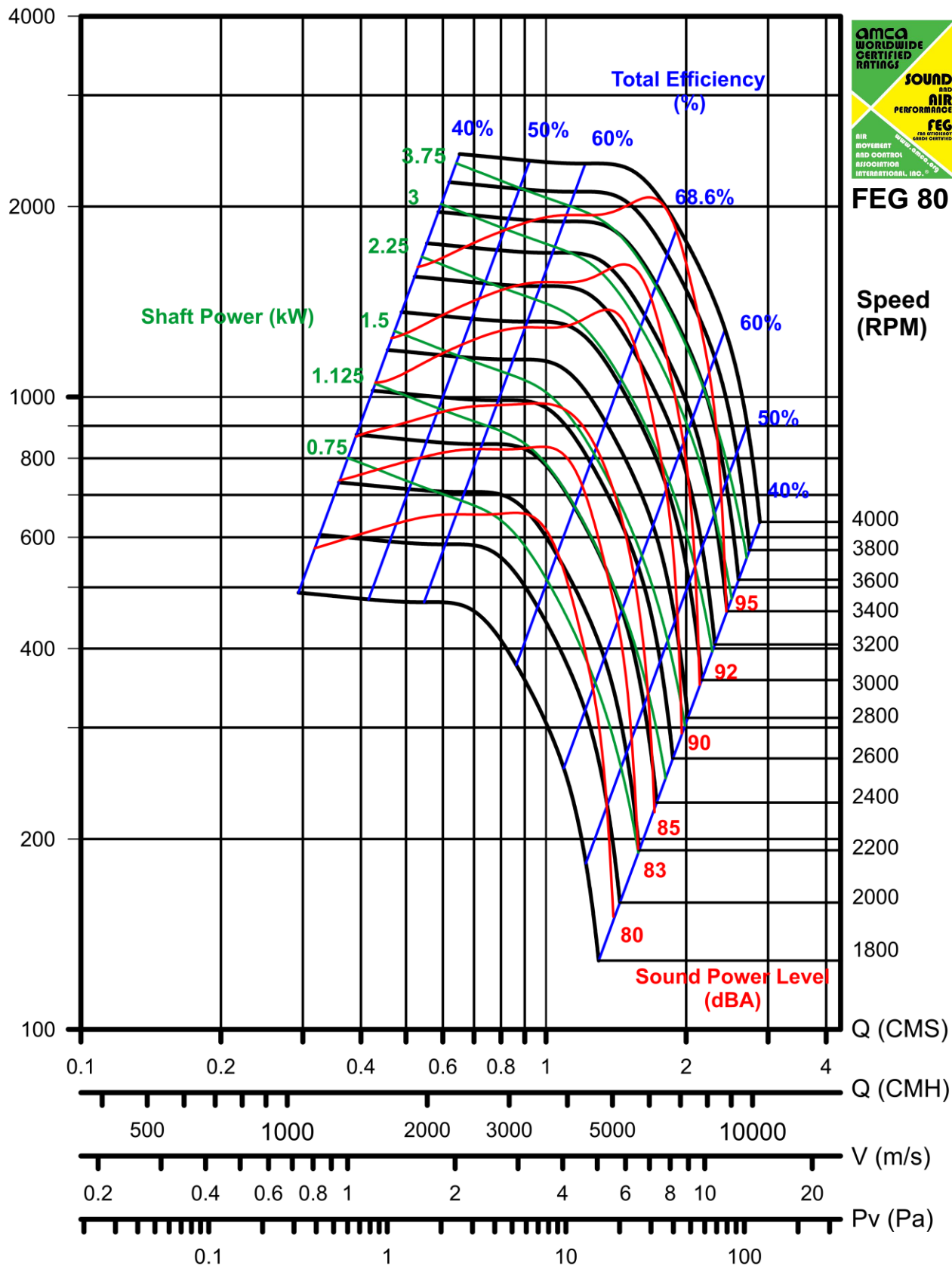
Total Efficiency $\eta=68.6\%$



Performance certified is for Installation Type B, free inlet, ducted outlet. Power rating (kW) does not include transmission losses. Performance ratings do not include the effects of appurtenances (accessories). The A-weighted sound ratings shown have been calculated per AMCA International Standard 301. Values shown are for inlet L_{wiA} sound power levels for Installation Type B: free inlet, ducted outlet.

Total Pressure (Pa)

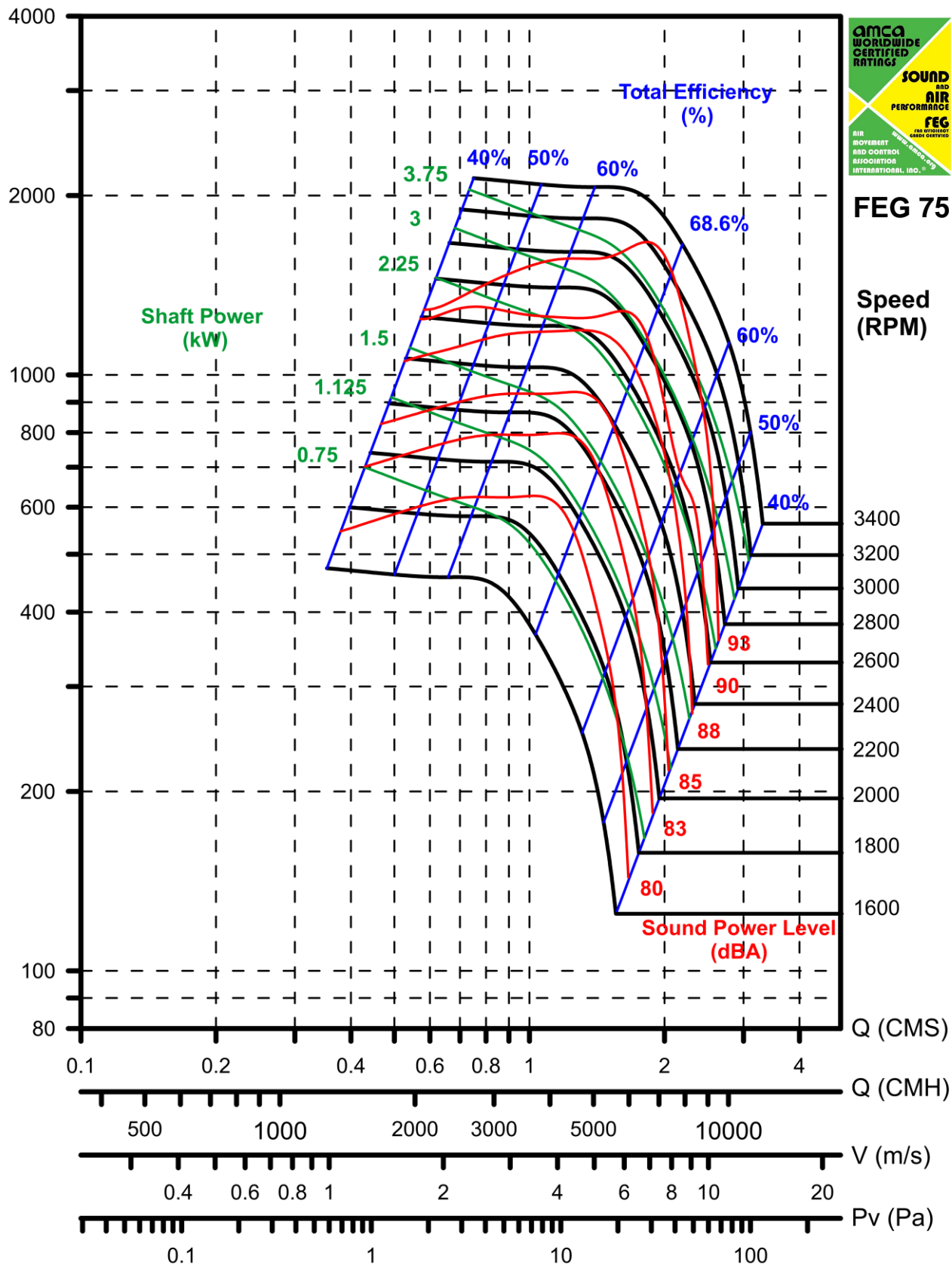
SAF-B-135



Performance certified is for Installation Type B, free inlet, ducted outlet. Power rating (kW) does not include transmission losses. Performance ratings do not include the effects of appurtenances (accessories). The A-weighted sound ratings shown have been calculated per AMCA International Standard 301. Values shown are for inlet LwA sound power levels for Installation Type B: free inlet, ducted outlet.

Total Pressure (Pa)

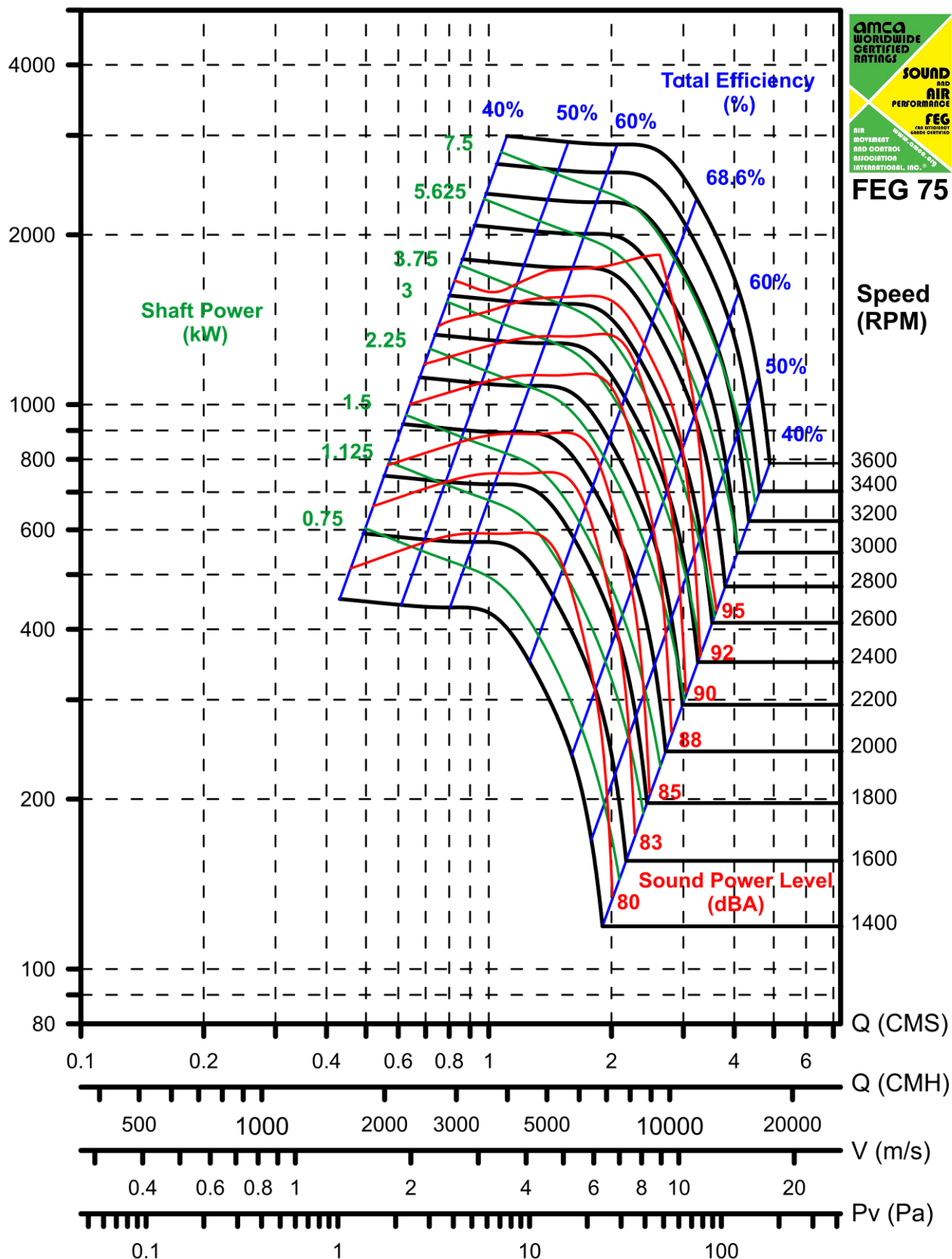
SAF-B-150



Performance certified is for Installation Type B, free inlet, ducted outlet. Power rating (kW) does not include transmission losses. Performance ratings do not include the effects of appurtenances (accessories). The A-weighted sound ratings shown have been calculated per AMCA International Standard 301. Values shown are for inlet LwA sound power levels for Installation Type B: free inlet, ducted outlet.

Total Pressure (Pa)

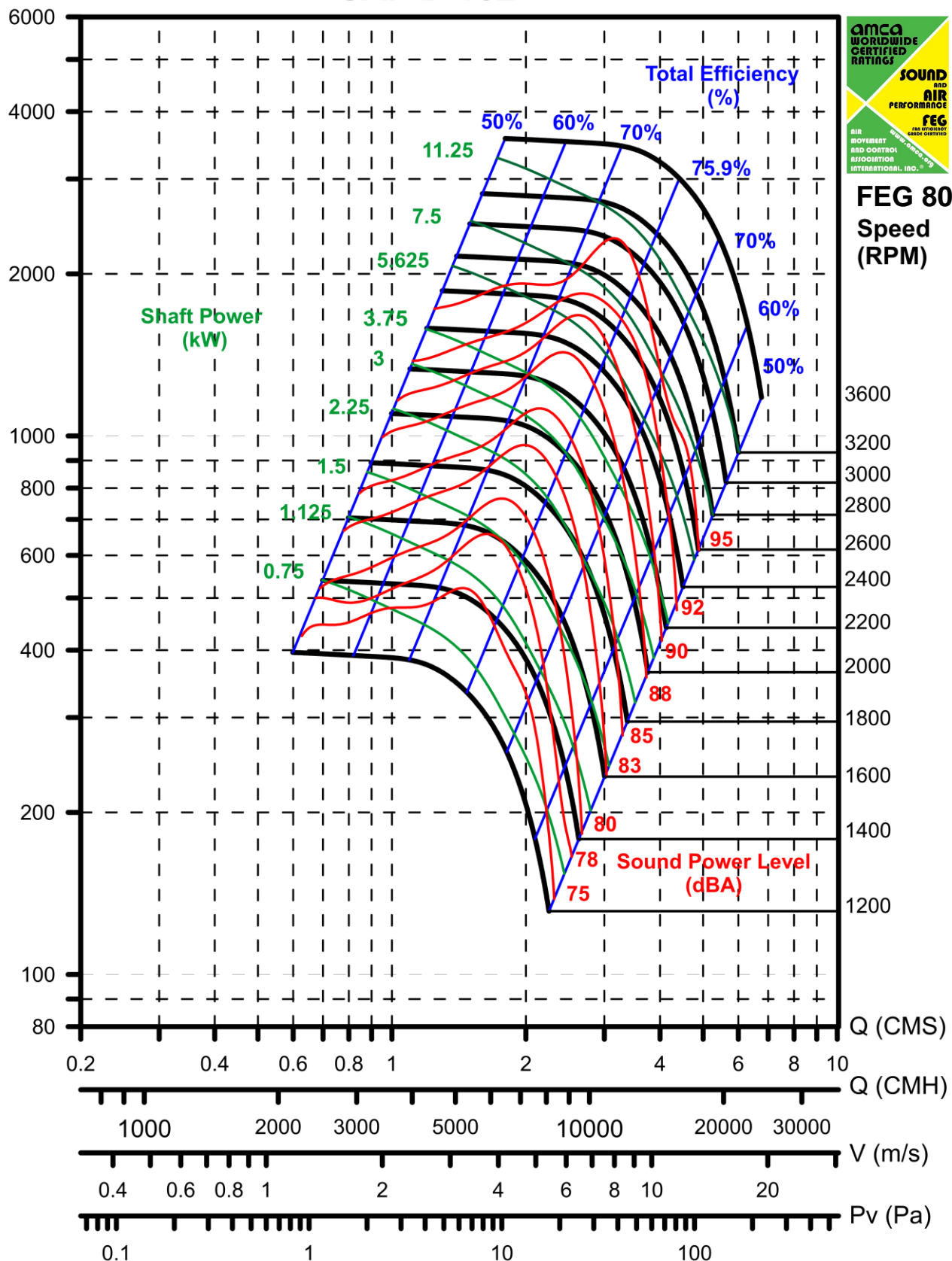
SAF-B-165



Performance certified is for Installation Type B, free inlet, ducted outlet. Power rating (kW) does not include transmission losses. Performance ratings do not include the effects of appurtenances (accessories). The A-weighted sound ratings shown have been calculated per AMCA International Standard 301. Values shown are for inlet LwA sound power levels for Installation Type B: free inlet, ducted outlet.

Total Pressure (Pa)

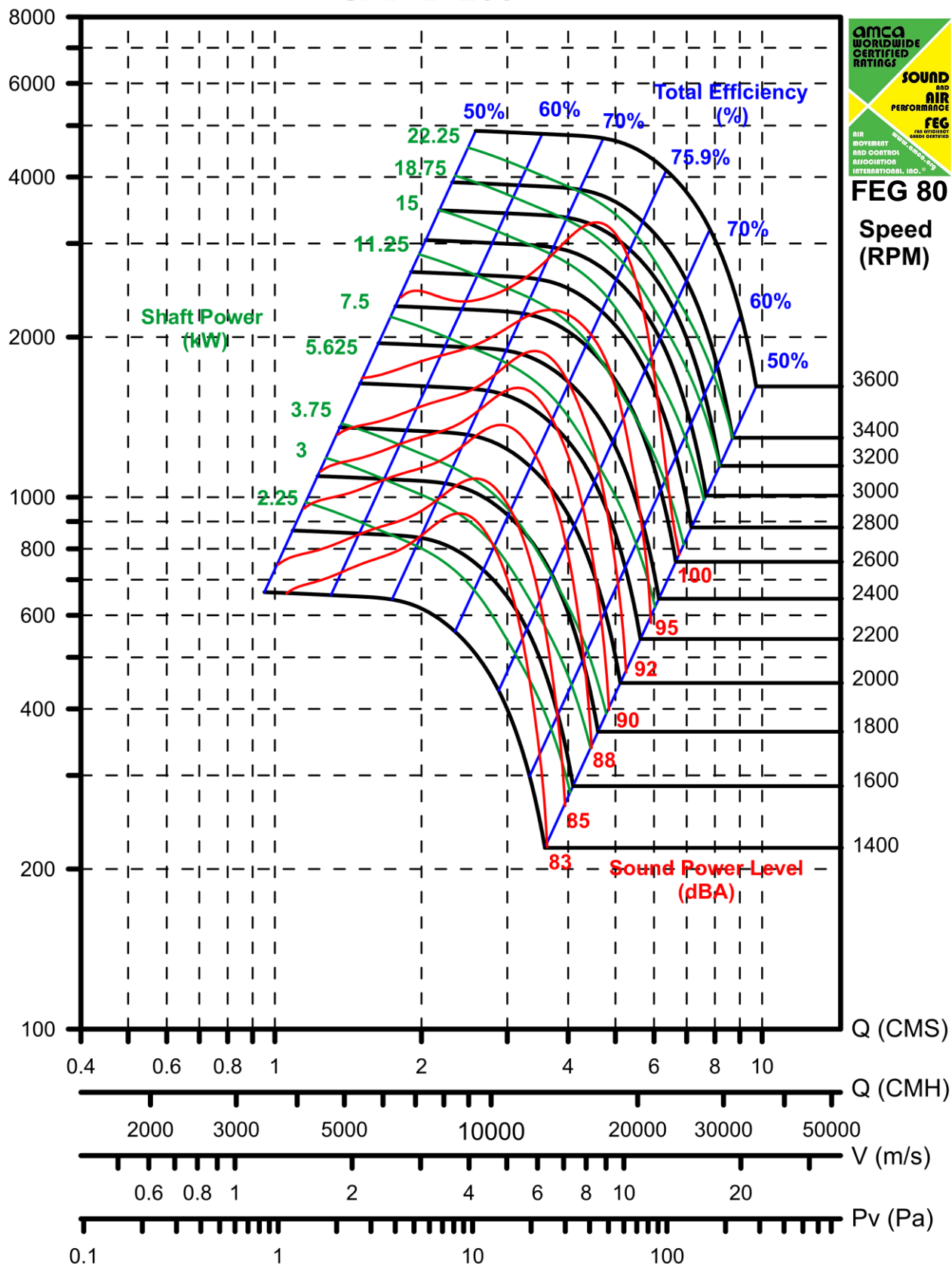
SAF-B-182



Performance certified is for Installation Type B, free inlet, ducted outlet. Power rating (kW) does not include transmission losses. Performance ratings do not include the effects of appurtenances (accessories). The A-weighted sound ratings shown have been calculated per AMCA International Standard 301. Values shown are for inlet L_{wiA} sound power levels for Installation Type B: free inlet, ducted outlet.

Total Pressure (Pa)

SAF-B-200



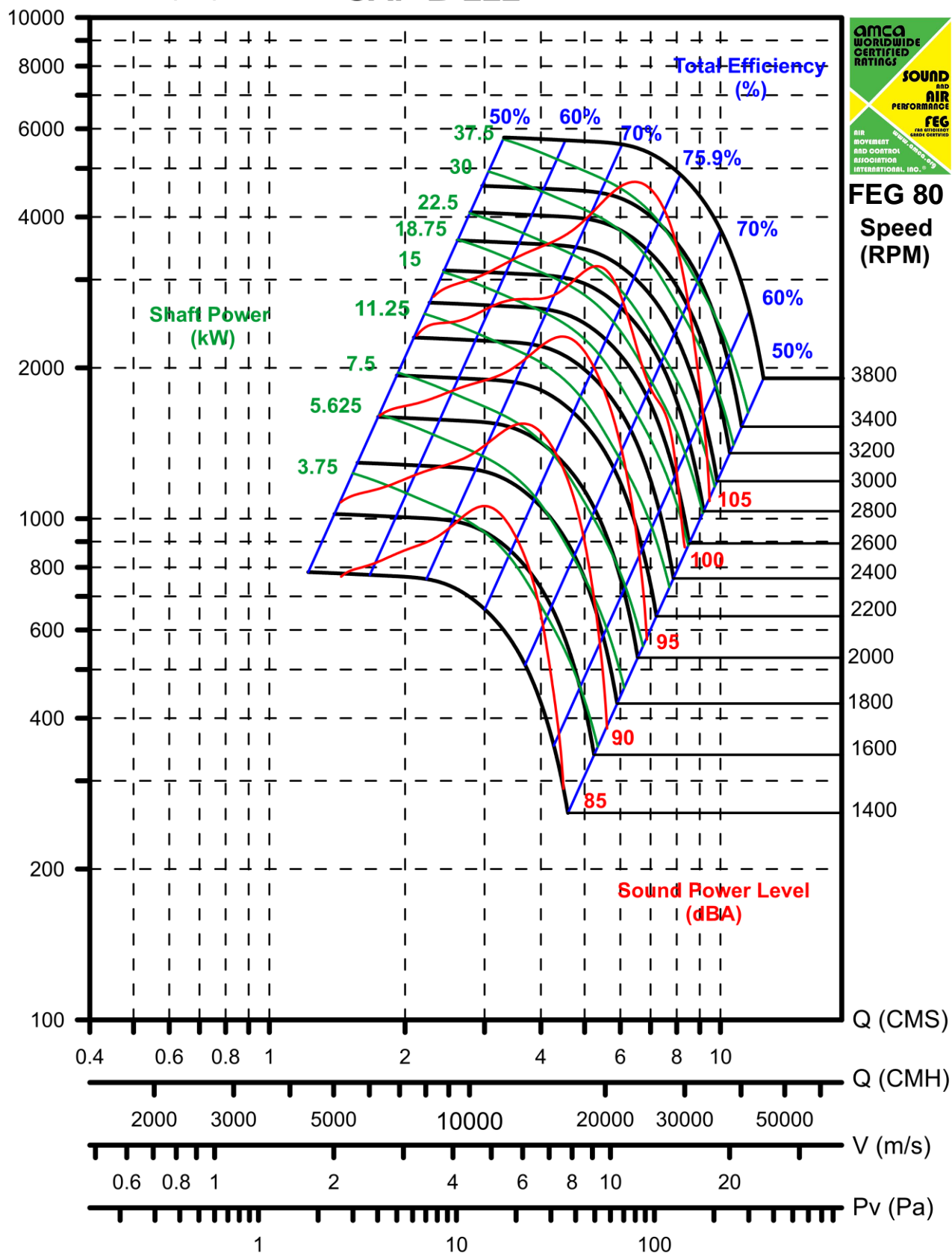
FEG 80

Speed (RPM)

Performance certified is for Installation Type B, free inlet, ducted outlet. Power rating (kW) does not include transmission losses. Performance ratings do not include the effects of appurtenances (accessories). The A-weighted sound ratings shown have been calculated per AMCA International Standard 301. Values shown are for inlet L_{wiA} sound power levels for Installation Type B: free inlet, ducted outlet.

Total Pressure (Pa)

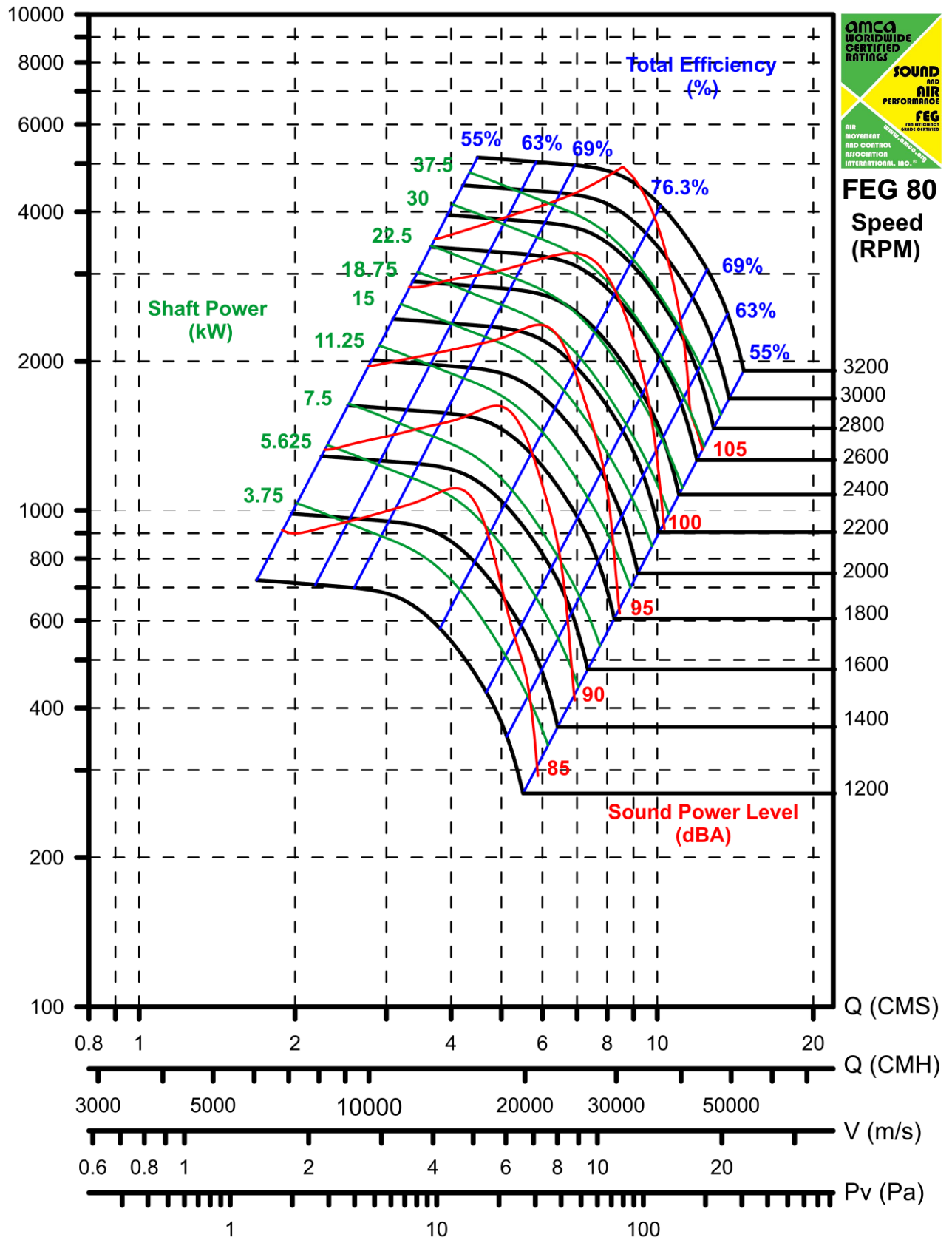
SAF-B-222



Performance certified is for Installation Type B, free inlet, ducted outlet. Power rating (kW) does not include transmission losses. Performance ratings do not include the effects of appurtenances (accessories). The A-weighted sound ratings shown have been calculated per AMCA International Standard 301. Values shown are for inlet LwA sound power levels for Installation Type B: free inlet, ducted outlet.

Total Pressure (Pa)

SAF-B-245

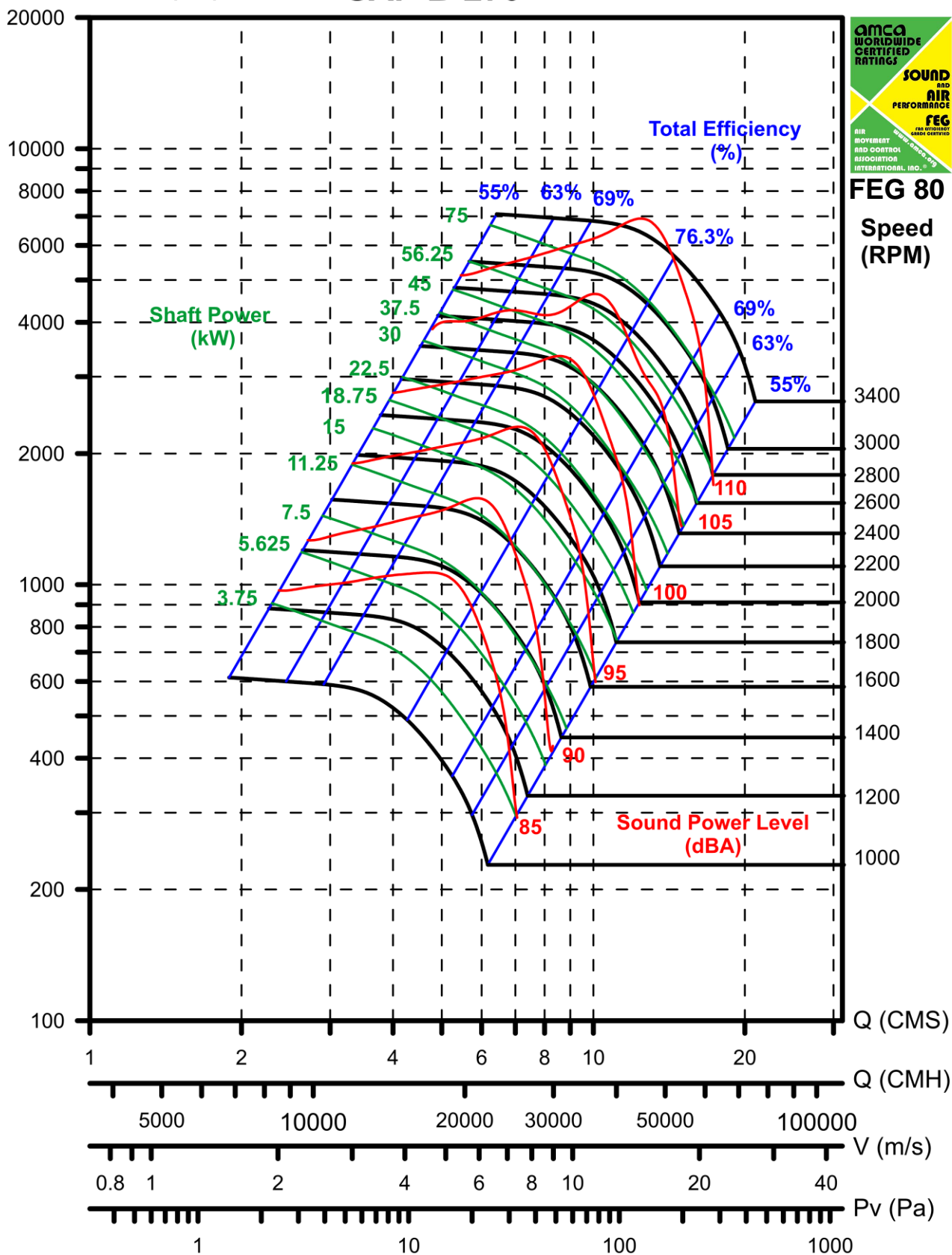


FEG 80
Speed (RPM)

Performance certified is for Installation Type B, free inlet, ducted outlet. Power rating (kW) does not include transmission losses. Performance ratings do not include the effects of appurtenances (accessories). The A-weighted sound ratings shown have been calculated per AMCA International Standard 301. Values shown are for inlet LwA sound power levels for Installation Type B: free inlet, ducted outlet.

Total Pressure (Pa)

SAF-B-270



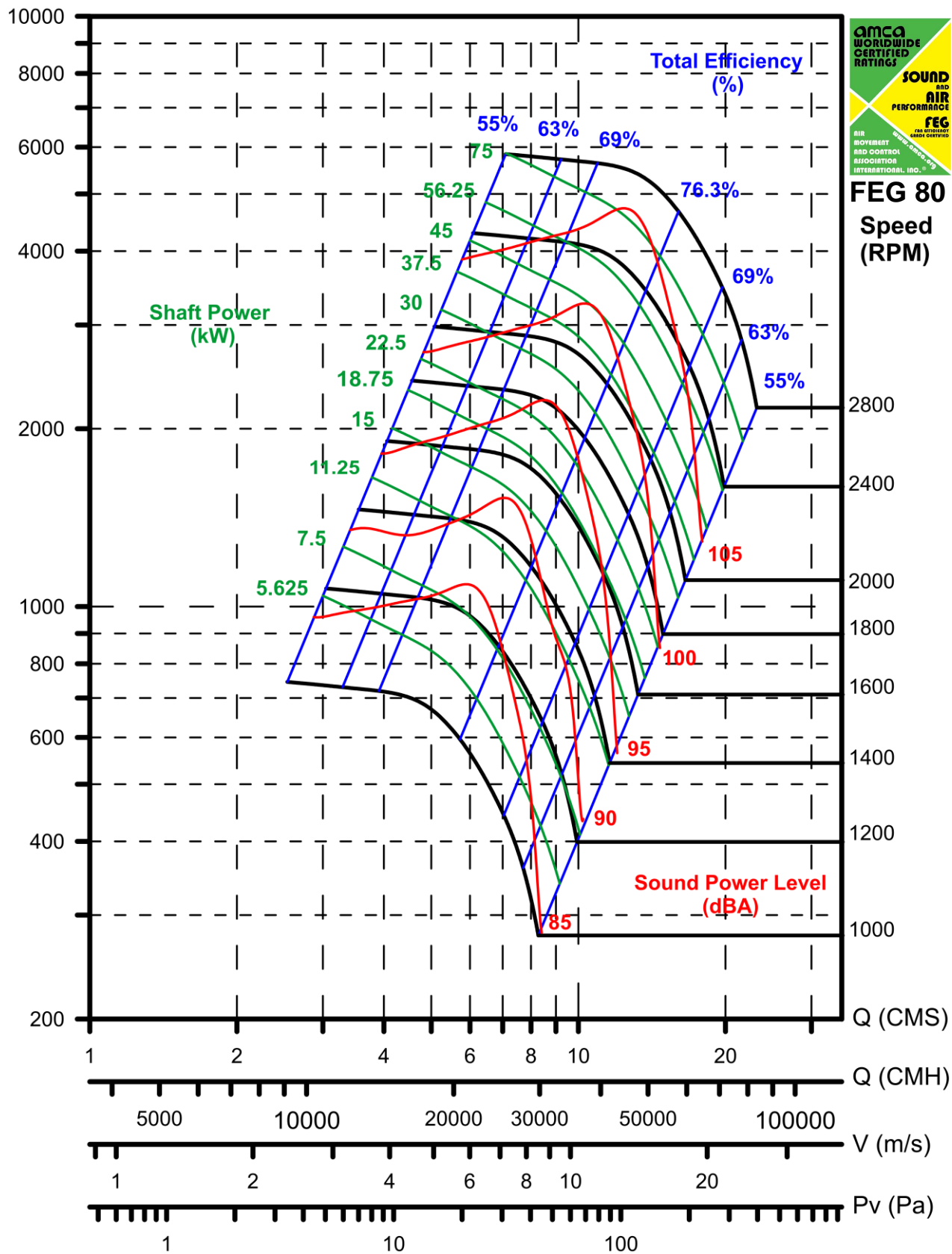
FEG 80

Speed
(RPM)

Performance certified is for Installation Type B, free inlet, ducted outlet. Power rating (kW) does not include transmission losses. Performance ratings do not include the effects of appurtenances (accessories). The A-weighted sound ratings shown have been calculated per AMCA International Standard 301. Values shown are for inlet LwA sound power levels for Installation Type B: free inlet, ducted outlet.

Total Pressure (Pa)

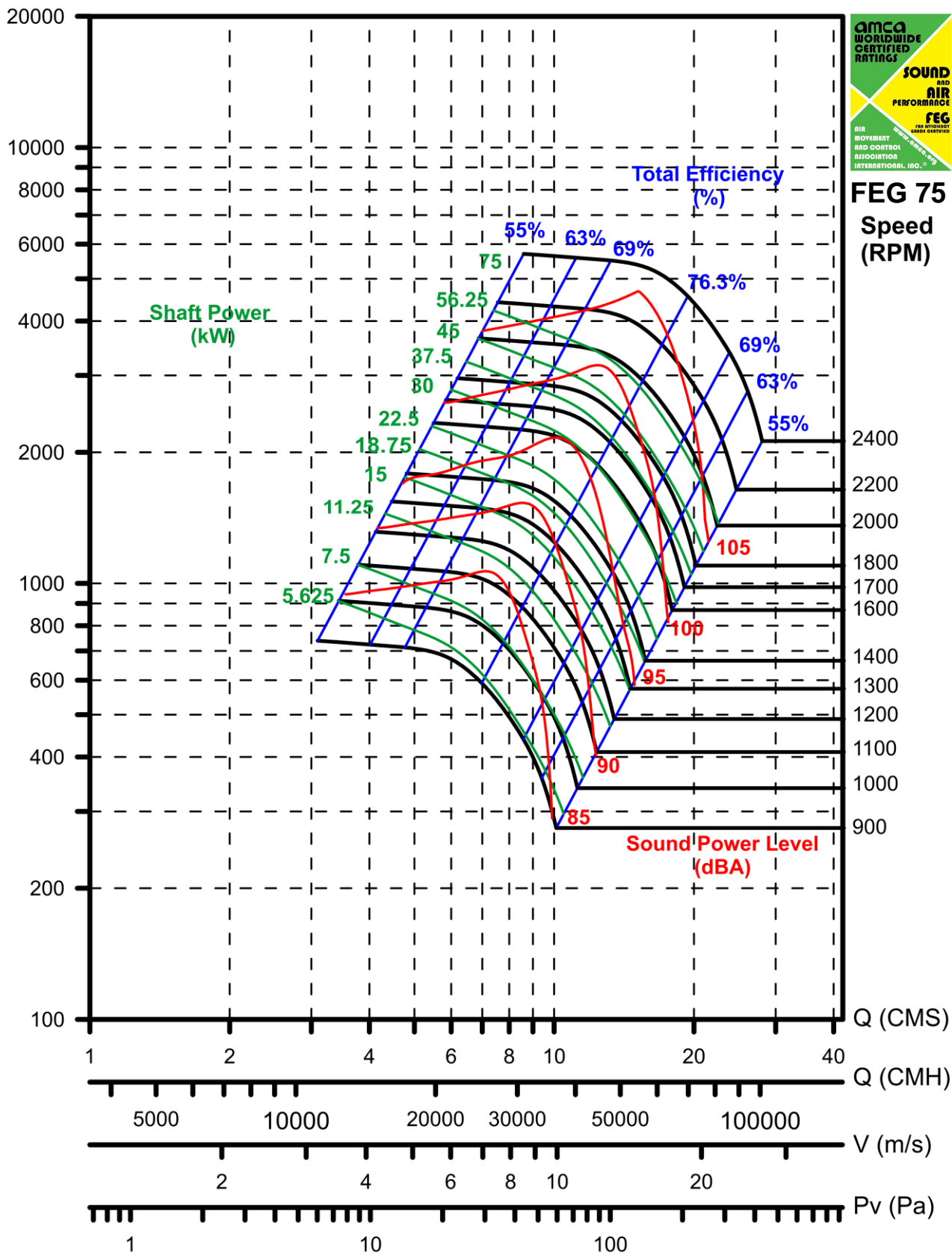
SAF-B-300



Performance certified is for Installation Type B, free inlet, ducted outlet. Power rating (kW) does not include transmission losses. Performance ratings do not include the effects of appurtenances (accessories). The A-weighted sound ratings shown have been calculated per AMCA International Standard 301. Values shown are for inlet LwIA sound power levels for Installation Type B: free inlet, ducted outlet.

Total Pressure (Pa)

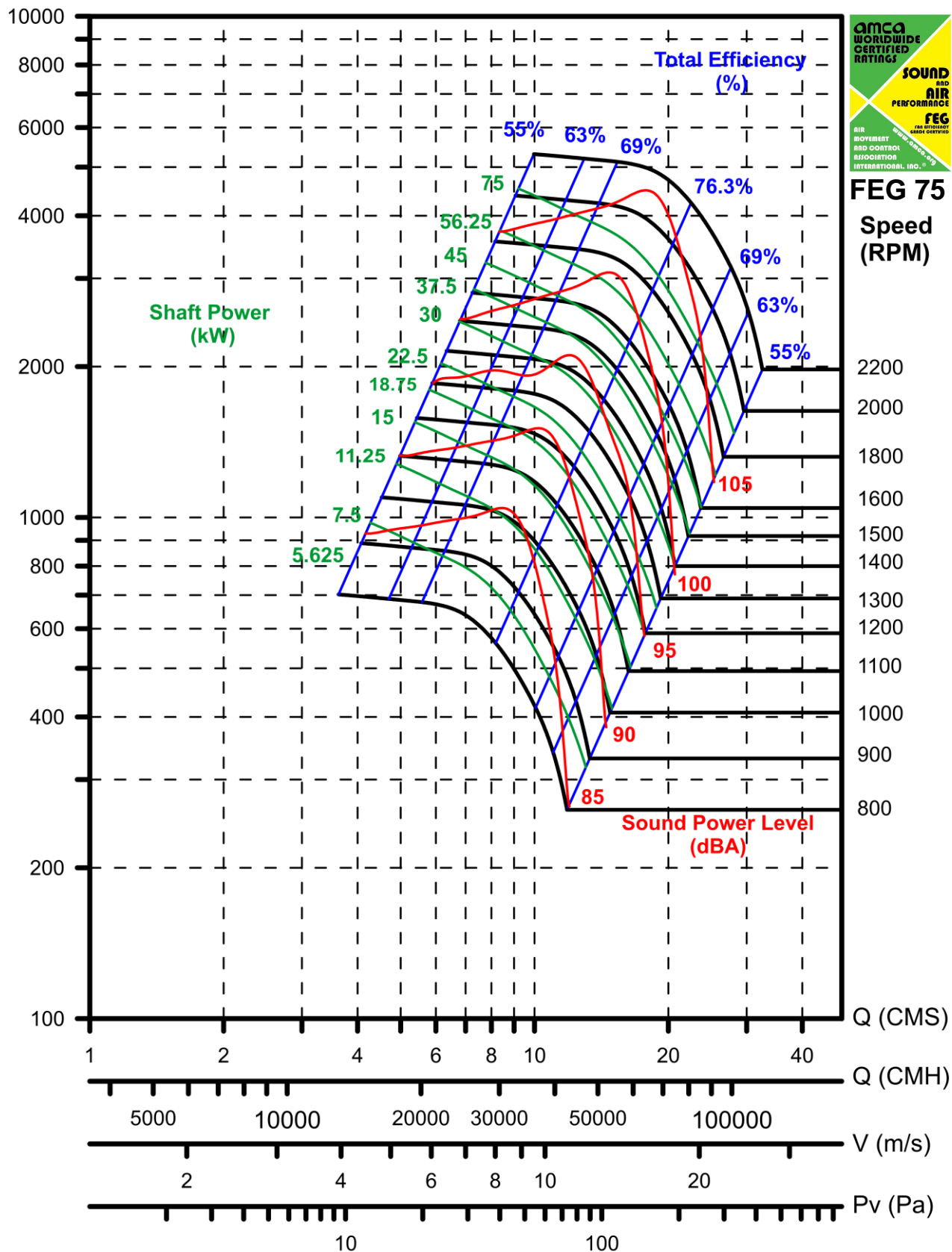
SAF-B-330



Performance certified is for Installation Type B, free inlet, ducted outlet. Power rating (kW) does not include transmission losses. Performance ratings do not include the effects of appurtenances (accessories). The A-weighted sound ratings shown have been calculated per AMCA International Standard 301. Values shown are for inlet L_{wiA} sound power levels for Installation Type B: free inlet, ducted outlet.

Total Pressure (Pa)

SAF-B-365



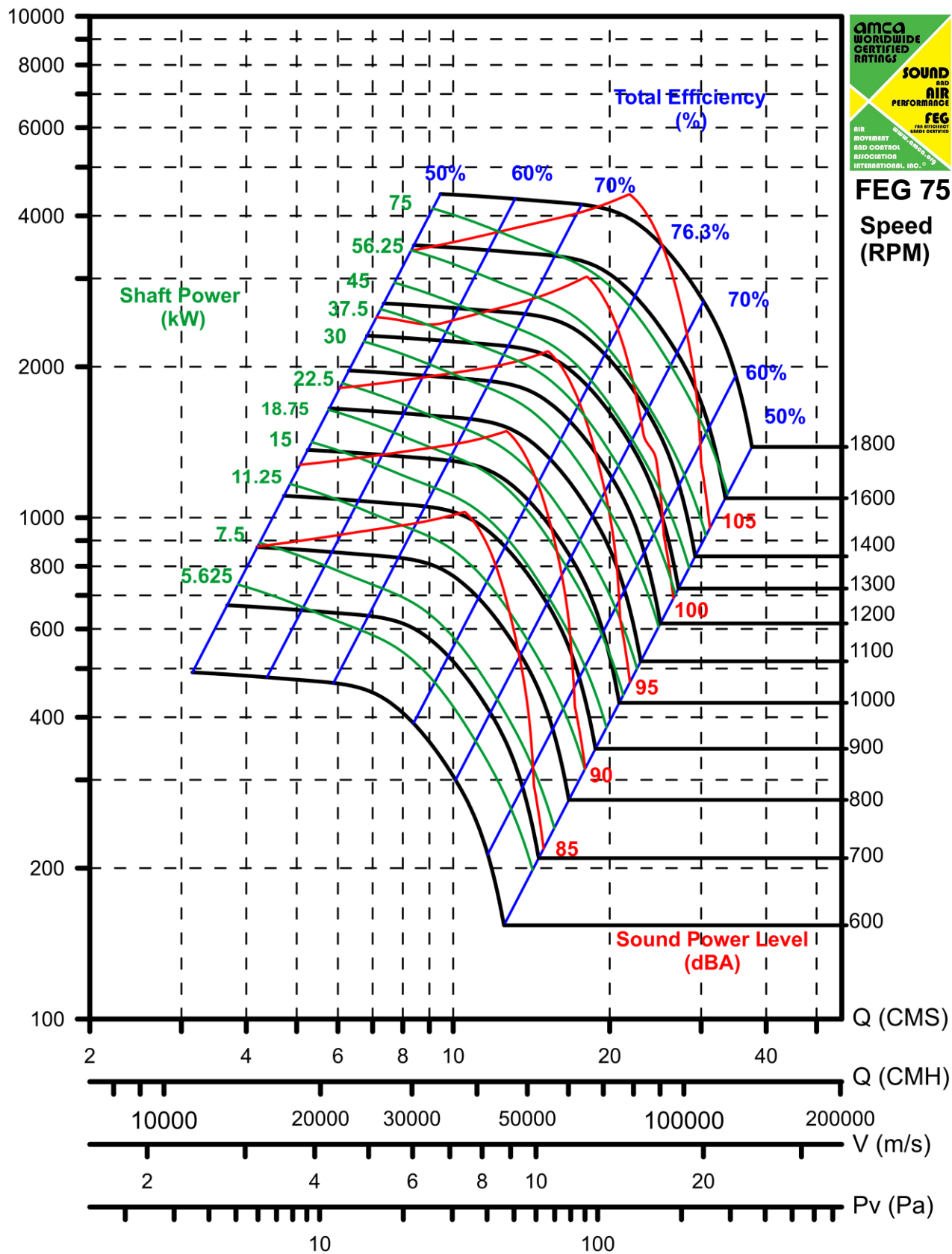
FEG 75

Speed
(RPM)

Performance certified is for Installation Type B, free inlet, ducted outlet. Power rating (kW) does not include transmission losses. Performance ratings do not include the effects of appurtenances (accessories). The A-weighted sound ratings shown have been calculated per AMCA International Standard 301. Values shown are for inlet LwA sound power levels for Installation Type B: free inlet, ducted outlet.

Total Pressure (Pa)

SAF-B-402



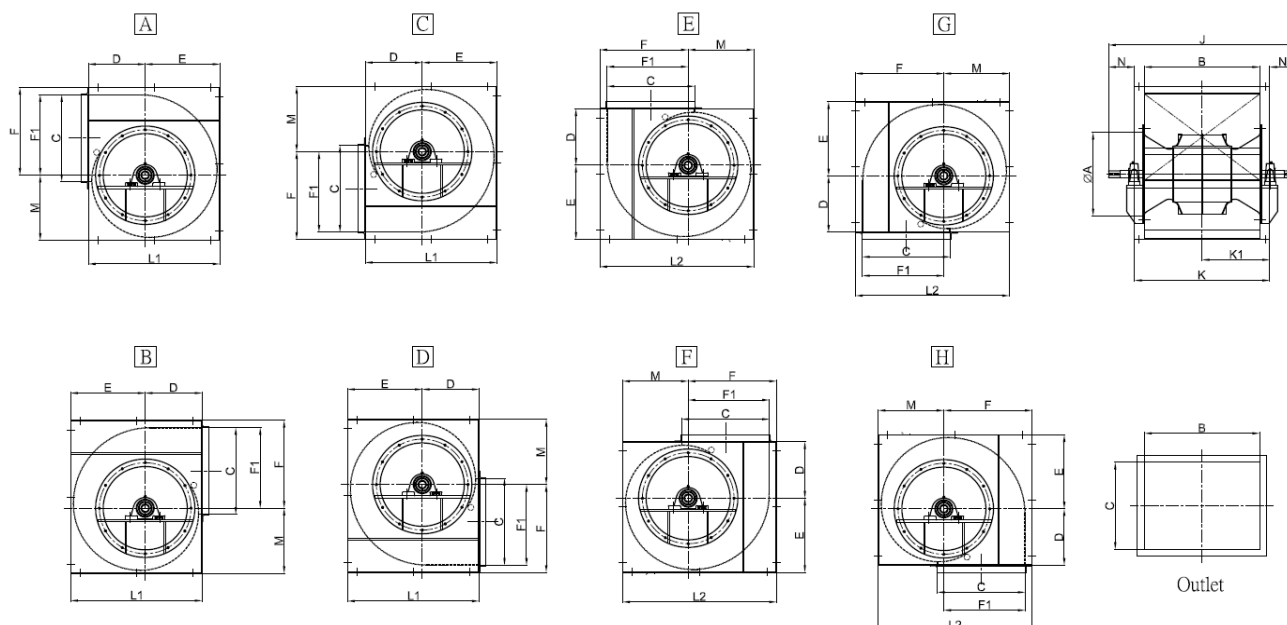
FEG 75

**Speed
(RPM)**

Performance certified is for Installation Type B, free inlet, ducted outlet. Power rating (kW) does not include transmission losses. Performance ratings do not include the effects of appurtenances (accessories). The A-weighted sound ratings shown have been calculated per AMCA International Standard 301. Values shown are for inlet LwA sound power levels for Installation Type B: free inlet, ducted outlet.



CHIU CHAU ENTERPRISE Co., Ltd.




Dimension List

| Fan Model | Inlet | Outlet | | Body | | | | | | | Base | | | |
|-----------|-------|--------|------|------|-----|------|-----|------|-----|-----|------|-----|------|------|
| | Ø A | B | C | D | E | F | F1 | J | M | N | K | K1 | L1 | L2 |
| 135 | 355 | 490 | 370 | 240 | 315 | 373 | 343 | 790 | 277 | 110 | 570 | 285 | 555 | 650 |
| 150 | 390 | 540 | 410 | 300 | 349 | 407 | 377 | 850 | 311 | 115 | 620 | 310 | 649 | 718 |
| 165 | 435 | 600 | 460 | 330 | 407 | 447 | 417 | 910 | 342 | 115 | 680 | 340 | 737 | 789 |
| 182 | 480 | 660 | 500 | 350 | 420 | 487 | 457 | 970 | 373 | 115 | 740 | 370 | 770 | 860 |
| 200 | 530 | 730 | 550 | 380 | 460 | 545 | 505 | 1050 | 405 | 120 | 810 | 405 | 840 | 950 |
| 222 | 580 | 800 | 605 | 430 | 505 | 592 | 552 | 1120 | 445 | 120 | 880 | 440 | 935 | 1037 |
| 245 | 640 | 890 | 660 | 470 | 560 | 653 | 613 | 1226 | 497 | 128 | 970 | 485 | 1030 | 1150 |
| 270 | 705 | 980 | 730 | 510 | 612 | 712 | 672 | 1360 | 543 | 150 | 1060 | 530 | 1120 | 1255 |
| 300 | 775 | 1080 | 810 | 560 | 675 | 782 | 742 | 1490 | 599 | 155 | 1180 | 590 | 1235 | 1381 |
| 330 | 860 | 1200 | 885 | 610 | 743 | 871 | 821 | 1640 | 657 | 155 | 1330 | 665 | 1353 | 1528 |
| 365 | 945 | 1320 | 980 | 670 | 814 | 952 | 902 | 1780 | 717 | 165 | 1450 | 725 | 1484 | 1669 |
| 402 | 1045 | 1460 | 1080 | 740 | 899 | 1045 | 995 | 1950 | 796 | 180 | 1590 | 795 | 1639 | 1841 |



CHIU CHAU ENTERPRISE Co., Ltd.



CHIU CHAU ENTERPRISE Co., Ltd.

Head Office: No.71, Ln. 54, Zhongxing Rd., Longtan
Township, Taoyuan County 325, Taiwan

Tel: 886-3-479-0666 Fax: 886-3-409-1333

Email: chiu.chau@msa.hinet.net

[http:// www.chiuchau.com](http://www.chiuchau.com)