

Model—SL-440

106 mm DEEP HORIZONTAL FIXED BLADE LOUVER

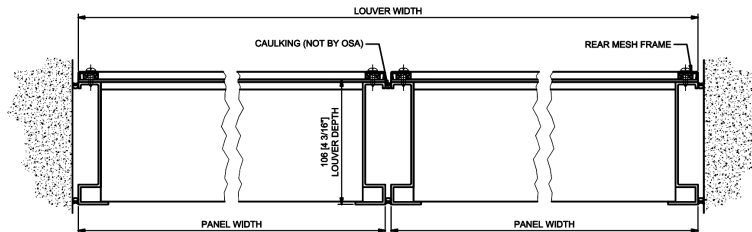


“Ontario Specialty Architectural Products FZE certifies that the Rain Defense Louver Model “SL-440” is licensed to bear the AMCA seal. The ratings shown are based on tests and procedures performed in accordance with AMCA Publication 511 and comply with the requirements of the AMCA Certified Ratings Program. The AMCA Certified Ratings seal applies to Air Performance and Water Penetration ratings Only.”

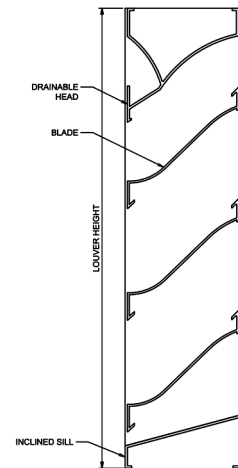


PERFORMANCE

- Free Area: **57%** , based on a test sample of 48in (1219.2mm) x 48in (1219.2mm)
- Free Area Velocity at Beginning Point of Water Penetration: **879 fpm (4.47 m/s)**
- Air Volume Flow Rate at Beginning Point of Water Penetration: **7,956 cfm (3.75 m³/s)**
- Pressure Drop at Beginning Point of Water Penetration: **0.12 in. H₂O (30 Pa)**
- Pressure Drop at 1000 fpm Free Area Velocity: **0.15 in. H₂O (37 Pa)**



PLAN



SECTION

Suggested Specifications:

General: Furnish and install where indicated on drawings 106mm High Performance Rain Defense Louver Model as manufactured by Ontario Specialty Architectural Products.

System Description:

OSA Rain high performance series; extruded aluminum construction; frame with channel profile; corner joints mitered and mechanically fastened, with continuous recessed caulking channel each side; intermediate mullions matching frame; gutters; rated for an air performance and water penetration maintained effectiveness rate tested in accordance with AMCA 500-L.

Material & Finishes:

1. SL-440 comprises
 - a. Blades: 102 mm deep Horizontal Fixed Blade
 - b. Frame depth: 106 mm
2. Metal Thickness: Frame 0.081 inch (2 mm); blades 0.067 inch (1.7 mm)
3. Finish: PE-SDF / PVDF / Anodize after fabrication
4. Color: As scheduled
5. Mullions: Concealed or Exposed
6. Screens: Bird mesh / Insect mesh
7. Screen location: Interior
8. Screening Material: Aluminium / Stainless Steel

Louver Construction:

1. Wind Load Resistance: Design to resist +ve and -ve wind load of ___ psf (___ kPa) without damage or permanent deformation.
2. Blades: One piece extrusions with reinforcing bosses, supported and lined up with heavy-gage extruded aluminum blade braces, positively interlocked to each blade and mechanically secured to structure by aluminum and stainless steel fastenings.
3. Exposed edges and ends of metal dressed smooth, free from sharp edges.
4. Exposed connections and joints constructed to exclude water.

Optional Accessories:

- Extended Sill Flashing
- Insulated and Non-insulated Bank-off Panels
- Sub-frames
- Visible Mullions
- Invisible mullions for continuous blade and appearance.

Warranty:

OSA louvers warranted for 2 years against defective material and workmanship, and 20 Years for Finishes.

Model—SL-440

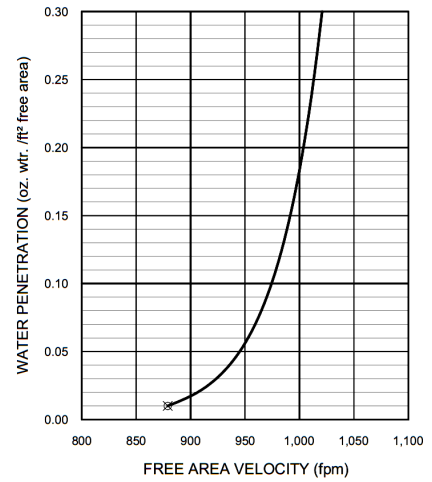
106 mm DEEP HORIZONTAL FIXED BLADE LOUVER



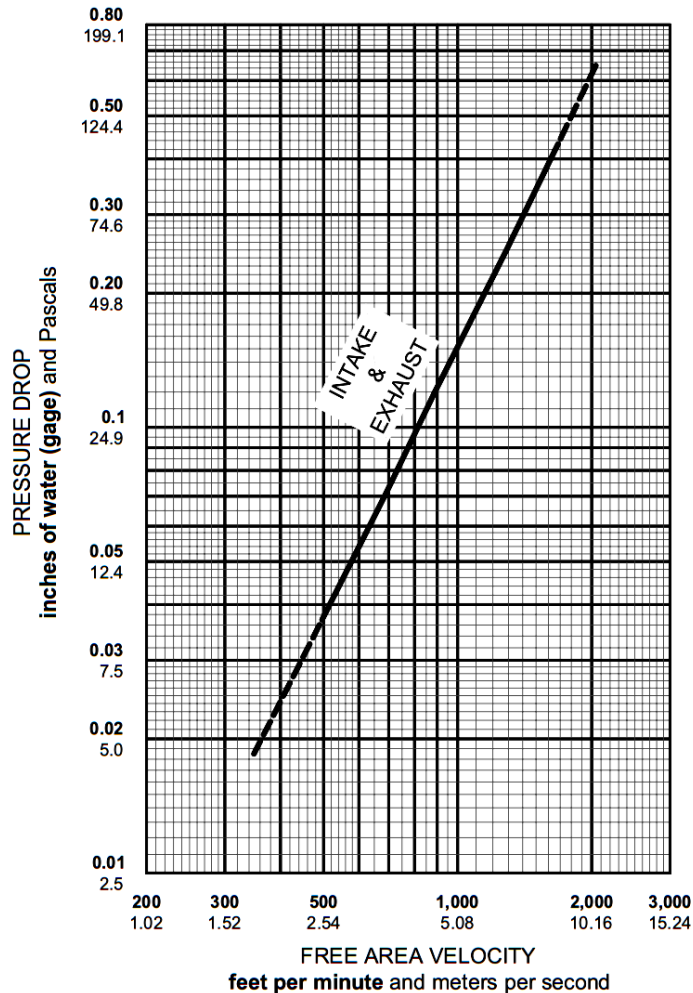
		FREE AREA (ft ² and m ²)									
		WIDTH (IN & mm)									
		12	24	36	48	60	72	84	96	108	120
		305	610	914	1219	1524	1829	2134	2438	2743	3048
HEIGHT (IN & mm)	24	0.88	1.94	3.00	4.06	5.12	6.18	7.24	8.30	9.35	10.41
	610	0.08	0.18	0.28	0.38	0.48	0.57	0.67	0.77	0.87	0.97
	36	1.43	3.14	4.85	6.56	8.28	9.99	11.70	13.41	15.12	16.84
	914	0.13	0.29	0.45	0.61	0.77	0.93	1.09	1.25	1.41	1.56
	48	1.97	4.34	6.70	9.07	11.43	13.80	16.16	18.53	20.89	23.26
	1219	0.18	0.40	0.62	0.84	1.06	1.28	1.50	1.72	1.94	2.16
	60	2.52	5.53	8.55	11.57	14.59	17.61	20.63	23.65	26.66	29.68
	1524	0.23	0.51	0.79	1.08	1.36	1.64	1.92	2.20	2.48	2.76
	72	3.06	6.73	10.40	14.08	17.75	21.42	25.09	28.76	32.43	36.11
	1829	0.28	0.63	0.97	1.31	1.65	1.99	2.33	2.67	3.01	3.36
	84	3.60	7.93	12.25	16.58	20.90	25.23	29.55	33.88	38.20	42.53
	2134	0.34	0.74	1.14	1.54	1.94	2.35	2.75	3.15	3.55	3.95
	96	4.15	9.13	14.11	19.08	24.06	29.04	34.02	39.00	43.97	48.95
	2438	0.39	0.85	1.31	1.77	2.24	2.70	3.16	3.62	4.09	4.55
	108	4.69	10.32	15.96	21.59	27.22	32.85	38.48	44.11	49.74	55.38
	2743	0.44	0.96	1.48	2.01	2.53	3.05	3.58	4.10	4.62	5.15
120	5.24	11.52	17.81	24.09	30.38	36.66	42.95	49.23	55.51	61.80	
3048	0.49	1.07	1.66	2.24	2.82	3.41	3.99	4.58	5.16	5.74	

WATER PENETRATION

Standard Air = 0.75 lb. / ft³



The AMCA Water Penetration Test provides a method for comparing various louver models and designs as to their efficiency in resisting the penetration of rainfall under specific laboratory test conditions. The point of zero water penetration is defined as that velocity where the water penetration curve projects through .01 oz of water penetration per sq. ft. of louver area. **The beginning point of water penetration for SL-440 is 879 fpm free area velocity.**



Test Data

- Published data is in accordance with ANSI/AMCA 500-L, Figure 5.5. The AMCA Certified Ratings Seal applies to Air Performance in the intake & exhaust airflow directions. Data corrected to standard air density. Test Sample Size 48"x48".
- Ratings include the effects of a drain pan.