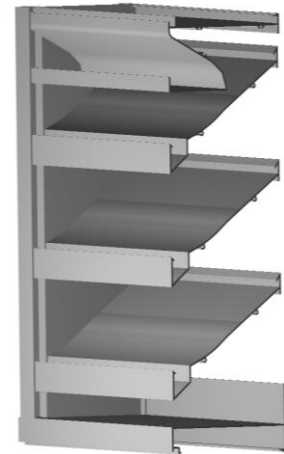


Construction Specialties Middle East LLC certifies that the louver model A6097 shown herein is licensed to bear the AMCA Seal. The ratings shown are based on tests and procedures performed in accordance with AMCA Publication 511 and comply with the requirements of the AMCA Certified ratings Program. The AMCA Certified Ratings Seal applies to air performance ratings and water penetration ratings.

AIRFLOW DATA

For a 4 Foot by 4 Foot Unit. Tested with mill finish and no screen

- Free area = 8.34 ft² (0.775 m²)
- Percent free area = 52.1%
- Free area velocity at the point of beginning water penetration (@0.01oz. / ft² of free area based on a 15 minute interval test) = 1190 FPM (6.05 m/s)
- Maximum recommended air intake velocity = 990 FPM (5.03 m/s)
Air volume @ 990 FPM free area velocity = 8256 CFM (3.90 m³/s)
Pressure drop @ 990 FPM free area velocity = 0.16 in. H₂O (39.7 Pa)
- Maximum recommended air exhaust velocity = 1785 FPM (9.07 m/s)
Air volume @ 1785 FPM free area velocity = 14887 CFM (7.03 m³/s)
Pressure drop @ 1785 FPM free area velocity = 0.50 in. H₂O (124.2 Pa)



SUGGESTED SPECIFICATIONS:

GENERAL: Furnish and install where indicated on the drawings C/S 6" (152.4 mm) HIGH PERFORMANCE DRAINABLE FIXED MULLION LOUVER **MODEL A6097** as manufactured by Construction Specialties Middle East LLC, Dubai UAE. Complete details shall be submitted to the architect for approval prior to fabrication. The supplier must be a member of AMCA or BSRIA.

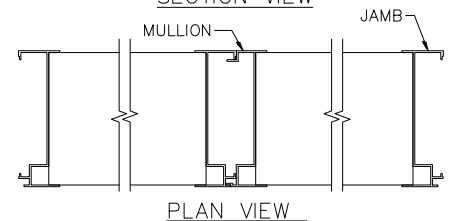
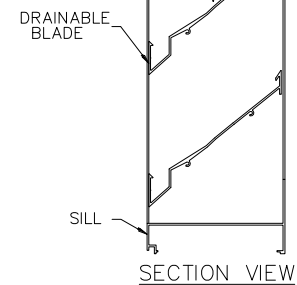
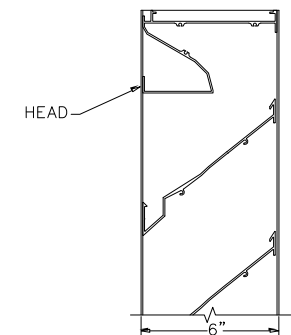
MATERIAL: Heads, sills, jambs, and mullions to be one piece structural members of 6063-T6 alloy with integral caulking slot and retaining beads. Mullions shall be sliding interlock with integral internal drain(s). Blades to be one piece extrusions with gutter(s) designed to catch and direct water to jamb and mullion drains. Extrusion thicknesses shall be as follows: Heads, Sills, jambs, and mullions: 0.081" (2.06 mm) or 0.125" (3.18 mm) Fixed Blades: 0.081" (2.06 mm) or 0.125" (3.18 mm). Closed cell compression gaskets shall be provided between bottom of the mullion or jamb and the top of the sill to insure leak tight connections. All fasteners to be aluminum or stainless steel. All louvers to be furnished with 5/8" (15.87 mm) flattened expanded mesh, aluminum bird screen with a 0.055" (1.4 mm) thick extruded aluminum frame. Screens and screen frames to be standard mill finish.

STRUCTURAL DESIGN: Structural supports shall be designed and furnished by the louver manufacturer to carry a wind load of not less than _____ psf (Pascals). (Note: If this paragraph is omitted or if the design wind load is not specified, the louvers will be manufactured in self-supporting units up to a maximum of 5' (1524 mm) wide by 8' (2438 mm) high. Any additional structural supports required to adequately secure these units within the opening shall be the responsibility of others.)

TEST DATA: The louver manufacturer shall submit test data on a 4' x 4' (1.22 m x 1.22 m) unit showing that the louver conforms to the following: (Based on a 15 min test duration)

Free area:	8.34 ft ² (0.775 m ²)
Free area velocity at point of beginning water penetration (0.01 oz/ft ²):	1190 FPM (6.05 m/s)
Intake pressure drop at 0.01 oz ft ² free area velocity:	0.23 in. H ₂ O (57.1 Pa)
Exhaust pressure drop at 1000 FPM (5.08 m/s) free area velocity:	0.16 in. H ₂ O (39.7 Pa)

FINISH: All louvers shall be finished with C/S Powder Coat, a coating to be 1.5 to 3 mil. thick full strength **100% resin Fluoropolymer coating. Finish to allow zero VOCs** to be emitted into facility of application. Finish to adhere to a 4H Hardness rating. All finishing procedures shall be one continuous operation in the plant of the manufacturer. **The coating shall meet or exceed all requirements of AAMA specification 2605** "Voluntary Specification for High Performance Organic Coatings on Architectural extrusions and Panels." The louver manufacturer shall supply an industry standard **20-year limited warranty against failure or excessive fading** of the Fluoropolymer Powder Coat finish. This limited warranty shall begin on the date of material shipment.



Discharge Coefficient
Intake Cd = 0.39 (Class 2)
AMCA certifies the coefficient class only

PERFORMANCE DATA MODEL A6097

Width in Inches and Meters

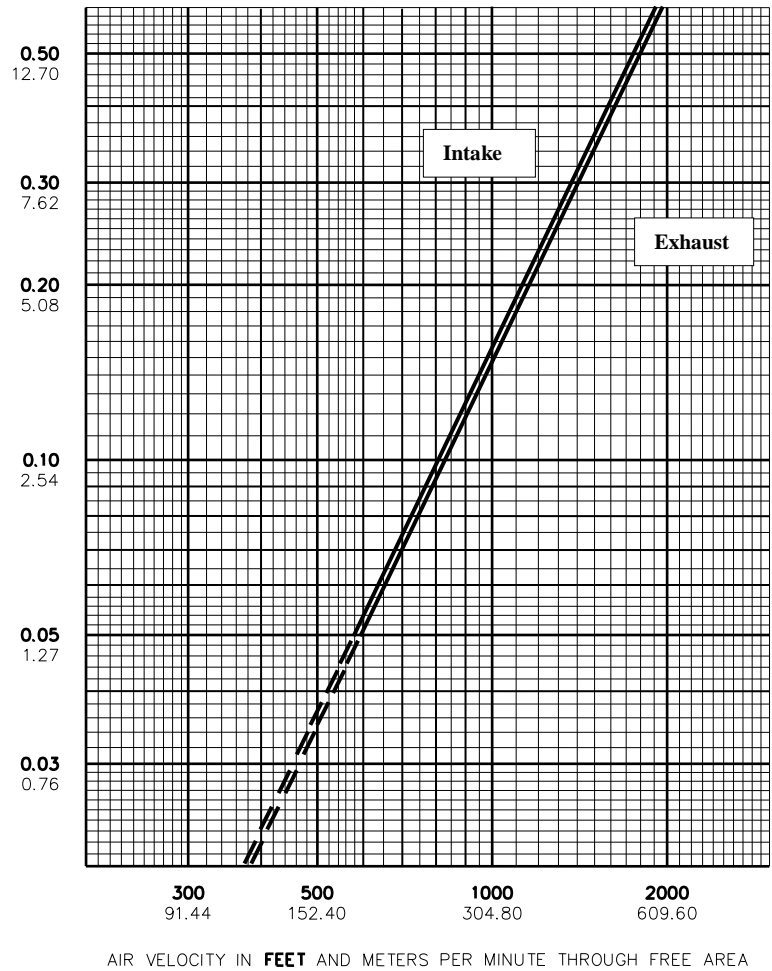
	12	18	24	30	36	42	48	54	60
24	0.30	0.46	0.61	0.76	0.91	1.07	1.22	1.37	1.52
30	0.62	1.06	1.49	1.93	2.37	2.81	3.24	3.68	4.12
36	0.86	1.47	2.08	2.69	3.30	3.91	4.52	5.13	5.74
42	1.11	1.89	2.67	3.45	4.23	5.01	5.79	6.57	7.35
48	1.35	2.30	3.25	4.21	5.16	6.11	7.07	8.02	8.97
54	1.59	2.72	3.84	4.97	6.09	7.22	8.34	9.46	10.59
60	1.84	3.13	4.43	5.72	7.02	8.32	9.61	10.91	12.21
66	2.08	3.55	5.02	6.48	7.95	9.42	10.89	12.35	13.82
72	2.32	3.96	5.60	7.24	8.88	10.52	12.16	13.80	15.44
78	2.57	4.38	6.19	8.00	9.81	11.62	13.43	15.25	17.06
84	2.81	4.79	6.78	8.76	10.74	12.73	14.71	16.69	18.67
90	3.05	5.21	7.36	9.52	11.67	13.83	15.98	18.14	20.29
96	3.30	5.62	7.95	10.28	12.60	14.93	17.26	19.58	21.91
102	3.54	6.04	8.54	11.03	13.53	16.03	18.53	21.03	23.53
108	3.78	6.45	9.12	11.79	14.46	17.13	19.80	22.47	25.14
114	4.03	6.87	9.71	12.55	15.39	18.24	21.08	23.92	26.76
120	4.27	7.28	10.30	13.31	16.32	19.34	22.35	25.37	28.38
126	4.51	7.70	10.88	14.07	17.25	20.44	23.63	26.81	30.00
132	4.76	8.11	11.47	14.83	18.18	21.54	24.90	28.26	31.61
138	5.00	8.53	12.06	15.59	19.11	22.64	26.17	29.70	33.23
144	5.24	8.94	12.64	16.34	20.05	23.75	27.45	31.15	34.85
150	5.49	9.36	13.23	17.10	20.98	24.85	28.72	32.59	36.47
156	5.73	9.77	13.82	17.86	21.91	25.95	29.99	34.04	38.08
162	5.97	10.19	14.40	18.62	22.84	27.05	31.27	35.48	39.70
168	6.22	10.60	14.99	19.38	23.77	28.15	32.54	36.93	41.32
174	6.46	11.02	15.58	20.14	24.70	29.26	33.82	38.38	42.93
180	6.70	11.43	16.16	20.90	25.63	30.36	35.09	39.82	44.55
186	6.95	11.85	16.75	21.65	26.56	31.46	36.36	41.27	46.17
192	7.19	12.26	17.34	22.41	27.49	32.56	37.64	42.71	47.79
198	7.43	12.68	17.93	23.17	28.42	33.66	38.91	44.16	49.40
204	7.68	13.09	18.51	23.93	29.35	34.77	40.18	45.60	51.02
5.18	0.64	1.16	1.68	2.20	2.72	3.24	3.76	4.28	4.80

Height in Inches and Meters

STATIC PRESSURE DROP IN INCHES AND MILLIMETERS OF WATER

Water Penetration Statement

AMCA defines the point of beginning water penetration as the free area velocity at which the AMCA water test has yielded 0.01 or less ounces of water per square foot of louver free area during a 15-minute test period.



For a 48" X 48" sized louver tested to figure 5.5.
Data corrected to standard air density.

**Construction Specialties™
Manufacturing & Sales Location**

C/S Middle East, India, East and South Africa
1705 Dubai World Trade Centre, P.O.Box 9260
Office: +971 4 331 2167
Fax: +971 4 331 5023
www.c-sgroup.me

©Copyright May 2017. Construction Specialties Middle East LLC, reserves the right to make design changes or to withdraw any design without notice.

Upper Numerals English Units/Lower Numerals Metric Units