



IN LINE FAN

# *CSD Series*



# In-Line Fan – CSD Series

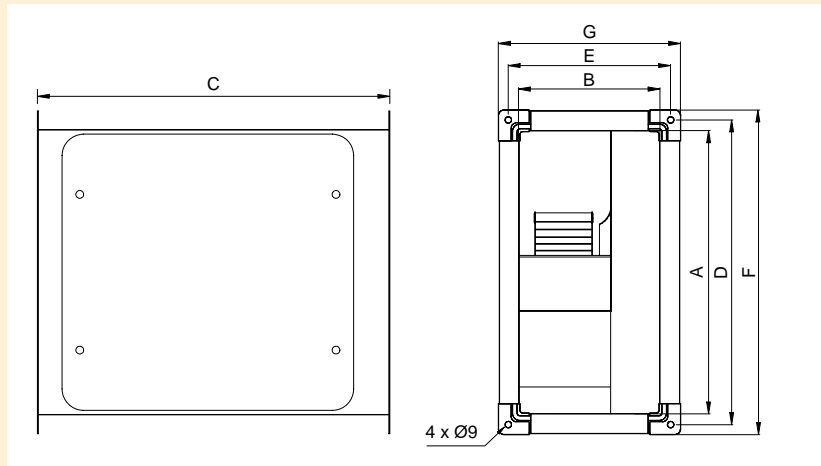
**KRUGER**

- Cabinet is manufactured in galvanised sheet steel.
- Access door fitted as standard.
- Removable access door for easy accessibility to motor and fan.
- Flanged inlet and outlet for easy ductwork connection.
- Easy installation.
- Low noise level.
- Ease of maintenance.
- Thermally protected motor.



Kruger Ventilation Industries Asia Co., Ltd certifies that the **CSD series** shown herein is licensed to bear the AMCA Seal. The ratings shown are based on tests and procedures performed in accordance with AMCA publication 211 and comply with the requirements of the AMCA Certified Ratings Program.

## Dimensions



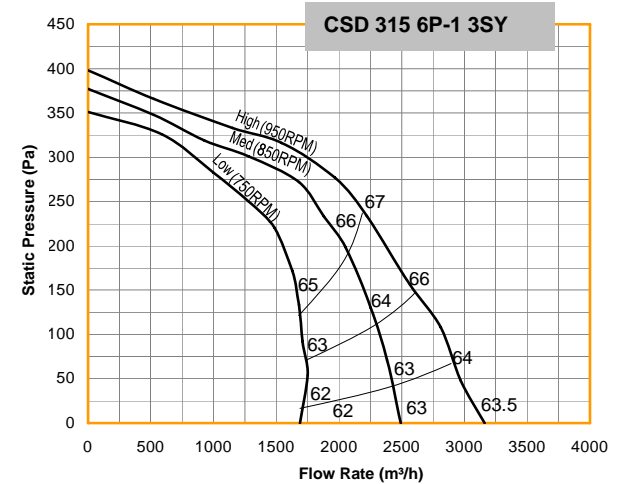
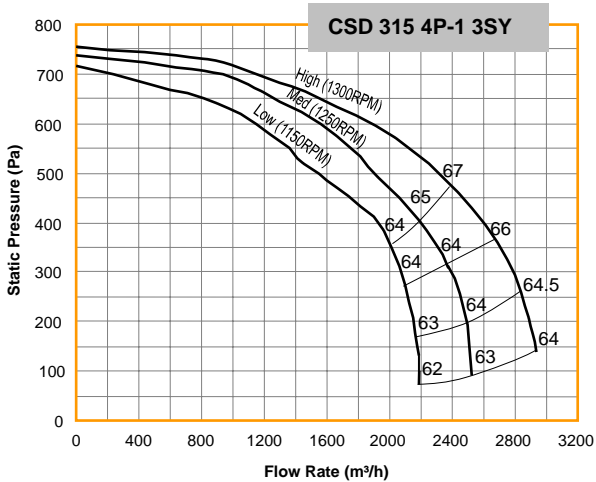
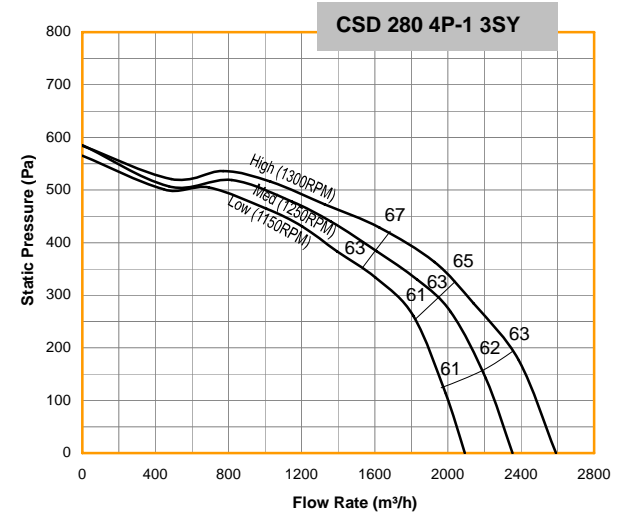
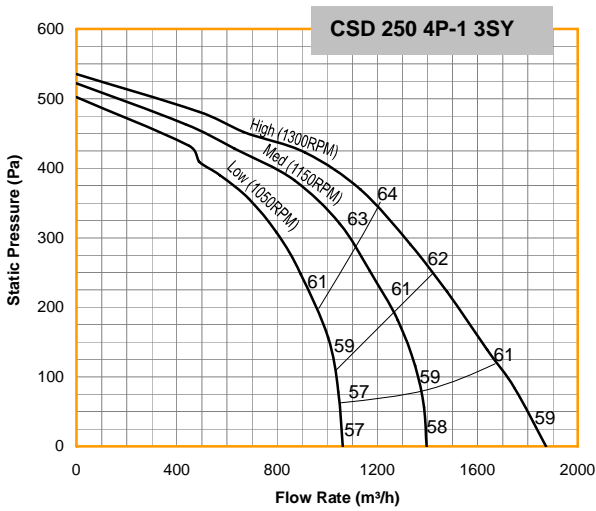
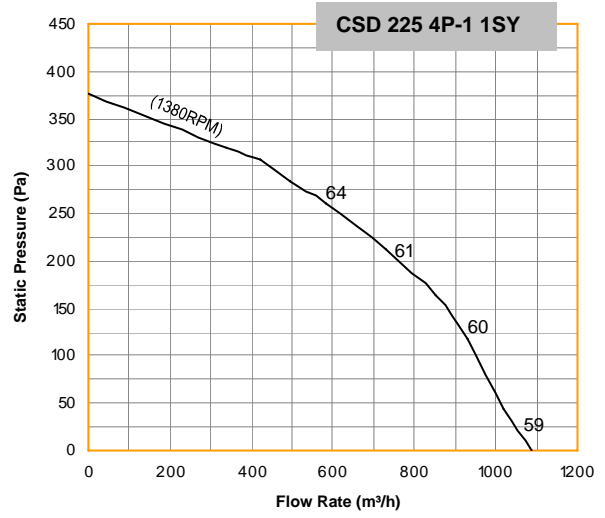
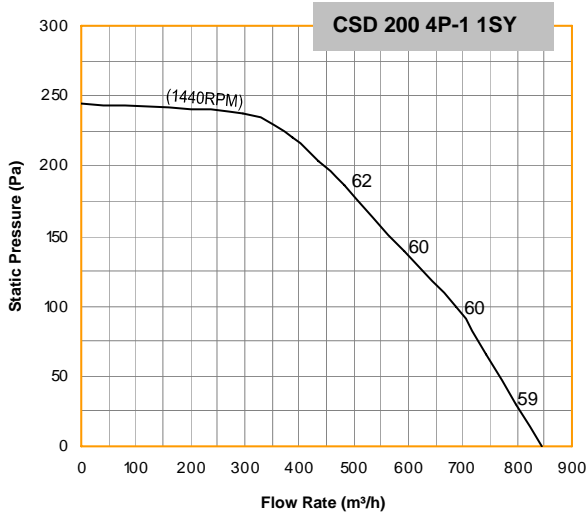
Model	A	B	C	D	E	F	G	Wt (Kg)
<b>CSD 200</b>	400	200	500	428	228	456	256	15
<b>CSD 225</b>	500	250	542	528	278	556	306	19
<b>CSD 250</b>	500	300	562	528	328	556	356	22
<b>CSD 280</b>	600	300	682	628	328	656	356	30
<b>CSD 315</b>	600	350	717	628	378	656	406	42
<b>CSD 355</b>	800	400	800	828	428	856	456	45
<b>CSD 400</b>	800	500	882	828	528	856	556	55

All dimensions in mm.

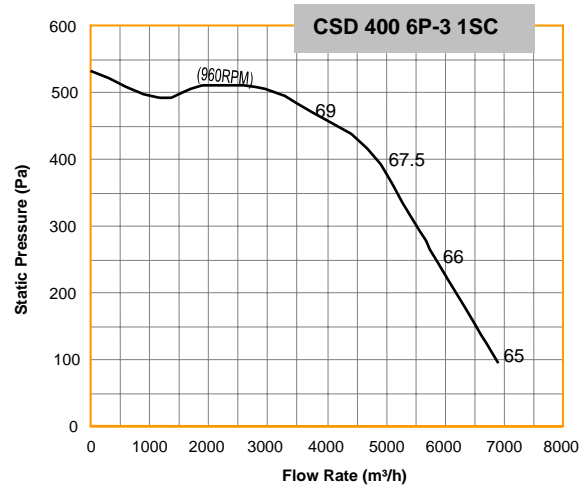
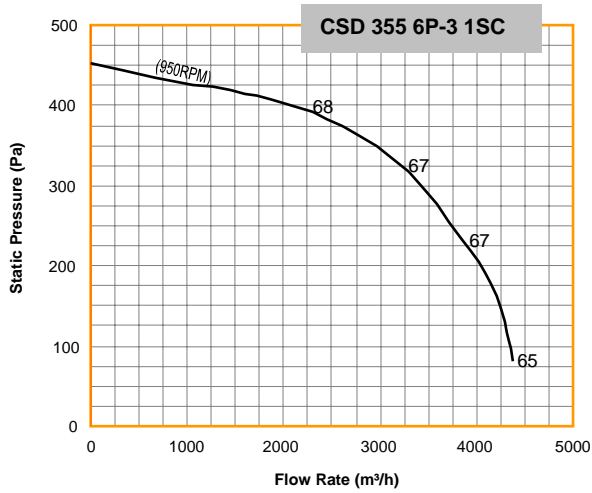
## Technical Data

Model	Max Q m³/h	Power W	Motor Prot.	Phase	Hz	Max. Amp	Voltage	uF/V	Ins. Cl	dB (A) at 3m	RPM
<b>CSD 200 4P-1 1SY</b>	845	165	IP21	1	50	0.9	220-240	7.5/450	F	52	1440
<b>CSD 225 4P-1 1SY</b>	1090	245	IP21	1	50	1.46	220-240	7.5/450	F	54	1380
<b>CSD 250 4P-1 3SY</b>	1870	350	IP21	1	50	3.0/2.3/1.7	220-240	12.5/450	F	54	1300/1150/1050
<b>CSD 280 4P-1 3SY</b>	2590	550	IP21	1	50	5.2/4.3/3.8	220-240	12.5/450	F	57	1300/1250/1150
<b>CSD 315 4P-1 3SY</b>	2940	750	IP21	1	50	6.5/5.5/4.9	220-240	20/450	F	57	1300/1250/1150
<b>CSD 315 6P-1 3SY</b>	3160	709	IP21	1	50	4.6/3.6/2.6	220-240	12.5/450	F	56	950/850/750
<b>CSD 355 6P-3 1SC</b>	4970	1100	IP54	3	50	3.1	400	-	F	58	950
<b>CSD 400 6P-3 1SC</b>	6840	1500	IP54	3	50	5.0	400	-	F	59	960

- Speed (RPM) shown is nominal. Performance is based on actual speed of test. Performance ratings do not include the effects of appurtenances (accessories).



- Speed (RPM) shown is nominal. Performance is based on actual speed of test. Performance ratings do not include the effects of appurtenances (accessories).
- Sound pressure level Lp(A) at 1m free field.
- The AMCA Certified Ratings Seal applies to air performance only.



- Speed (RPM) shown is nominal. Performance is based on actual speed of test. Performance ratings do not include the effects of appurtenances (accessories).
- Sound pressure level  $L_p(A)$  at 1m free field.
- The AMCA Certified Ratings Seal applies to air performance only.

The company is always improving and developing its products, therefore the company reserves the right of making changes to the illustrated products. Certified dimension can be provided upon request.