

**DRAWINGS**

- [Exploded Parts Detail](#)
- [Submittal Drawing - Inline](#)
- [Submittal Drawing - Side Discharge Left](#)
- [Submittal Drawing - Side Discharge Right](#)

**ADDITIONAL IMAGES****ADDITIONAL INFORMATION**

- [Frequently Asked Fan Questions](#)
- [Motor Information](#)
- [Operation & Installation Manual](#)
- [Performance Data](#)
- [Request Product Information](#)
- [Written Specification](#)

**CERTIFICATIONS**

Rupp Air certifies that Models RA-SIF11BD thru RA-SIF36BD and Models RA-SIF15BDHP thru RA-SIF36BDHP are licensed to bear the AMCA seal. The ratings shown are based on tests and procedures performed in accordance with AMCA Publication 211 and 311 and comply with the requirements of the AMCA Certified Rating Program.

Models RA-SIF11BD thru RA-SIF36BD and Models RA-SIF15BDHP thru RA-SIF36BDHP have been certified by ITS. This certification mark indicates that the product has been tested to and has met the minimum requirements of a widely recognized (consensus) U.S. products safety standard, that the manufacturing site has been audited, and that the applicant has agreed to a program of periodic factory follow-up inspections to verify continued performance.

Models RA-SIF11BD thru RA-SIF36BD and Models RA-SIF15BDHP thru RA-SIF36BDHP are ETL Listed under report number 3100959CRT and comply with UL705 and CSA C22.2, No. 113 Standards.



Catalog #110R  
April 2015

ORDER ONLINE OR CALL US IF YOU HAVE ANY QUESTIONS ABOUT ORDERING

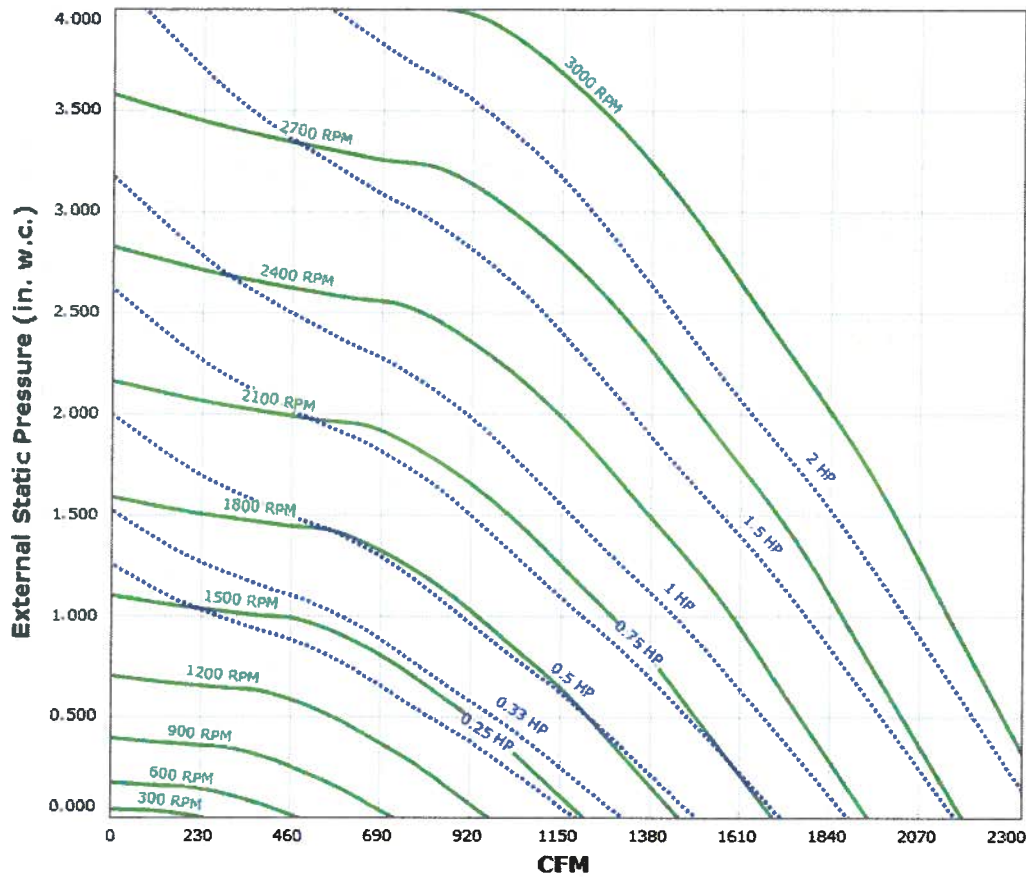
1.800.291.2452



[Home](#) | [About Us](#) | [Contact Us](#) | [Help](#) | [Locate Representative](#)  
[Security Policy](#) | [Privacy Policy](#) | [Legal Notice](#) | [Warranty](#) | [Return Policy](#)

All Rights Reserved. Copyright © 2012. Rupp Air Management Systems.

RA-SIF11BD Performance Curve



Max Sizeable RPM = 2400 RPM. Curve shown extended beyond this point for reference only.

Performance shown is certified for Installation Type B: Free inlet, Ducted outlet. Performance ratings do not include the effects of appurtenances in the airstream. Power rating (BHP) includes transmission losses.

Catalog #110R  
April 2015

ORDER ONLINE OR CALL US IF YOU HAVE ANY QUESTIONS ABOUT ORDERING

1.800.291.2452



[Home](#) | [About Us](#) | [Contact Us](#) | [Help](#) | [Locate Representative](#)  
[Security Policy](#) | [Privacy Policy](#) | [Legal Notice](#) | [Warranty](#) | [Return Policy](#)  
All Rights Reserved. Copyright © 2012. Rupp Air Management Systems.

**RA-SIF11BD**

CFM	Static Pressure in Inches W.G.					
	0.000	0.500	1.000	1.500	2.000	2.500
	RPM Sone/BHP	RPM Sone/BHP	RPM Sone/BHP	RPM Sone/BHP	RPM Sone/BHP	RPM Sone/BHP
460	579 1.7 / 0.02	1127 6.1 / 0.13	1508 10.3 / 0.29	1825 15.0 / 0.50	2100 19.1 / 0.74	2347 24 / 1.01
690	868 4.4 / 0.05	1302 8.1 / 0.20	1620 11.9 / 0.38	1896 16.0 / 0.60	2150 20 / 0.85	2379 24 / 1.13
920	1157 7.5 / 0.12	1513 11.0 / 0.31	1793 15.1 / 0.52	2035 18.2 / 0.76	2255 22 / 1.02	
1150	1447 11.2 / 0.24	1745 14.9 / 0.46	1997 18.3 / 0.71	2216 22 / 0.98		
1380	1736 16.0 / 0.41	1991 19.0 / 0.66	2219 23 / 0.96			
1610	2025 21 / 0.65	2245 24 / 0.94				
1840	2314 27 / 0.97					

Max Sizeable RPM = 2400 RPM. Table shown extended beyond this point for reference only.

Performance shown is certified for Installation Type B: Free inlet, Ducted outlet. Performance ratings do not include the effects of appurtenances in the airstream. Power rating (BHP) includes transmission losses. The sound ratings shown are loudness values in sones at 5 ft (1.5m) in a hemispherical free field calculated per AMCA Standard 301. Installation type B: free inlet hemispherical sone levels. Ratings do not include the effect of duct end correction.

Catalog #110R  
April 2015

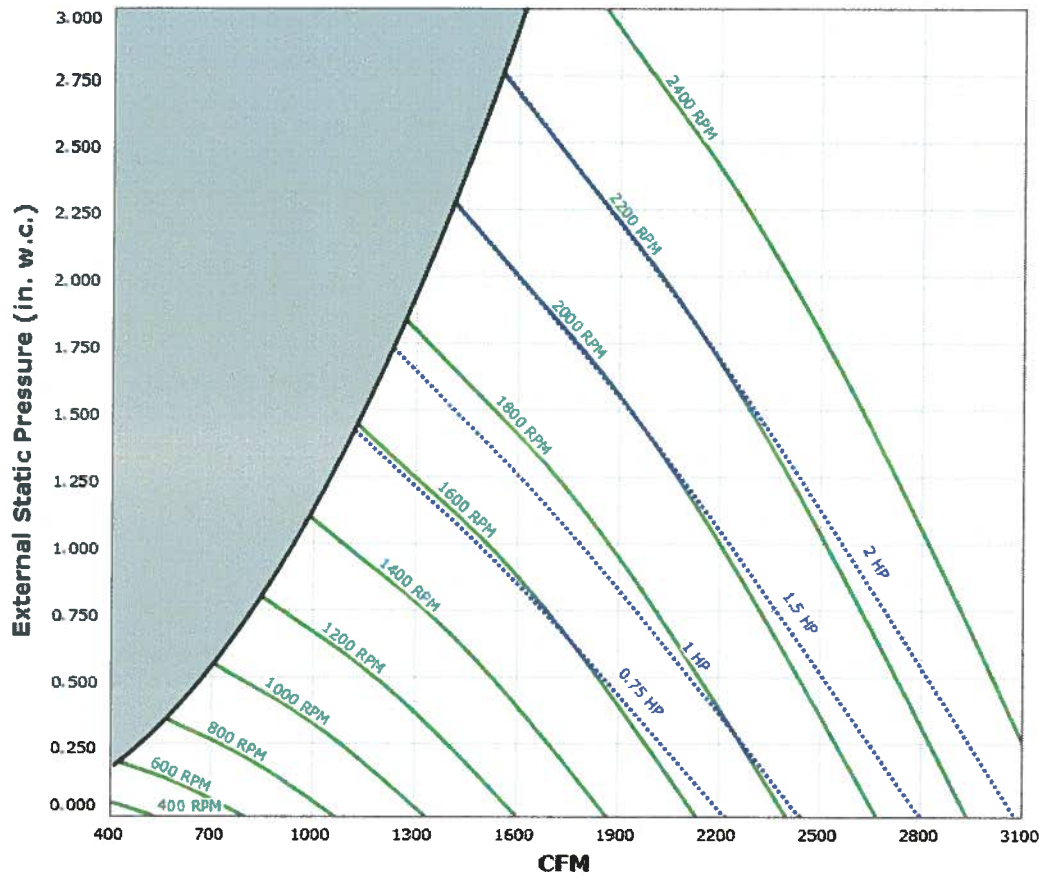
ORDER ONLINE OR CALL US IF YOU HAVE ANY QUESTIONS ABOUT ORDERING

1.800.291.2452



[Home](#) | [About Us](#) | [Contact Us](#) | [Help](#) | [Locate Representative](#)  
[Security Policy](#) | [Privacy Policy](#) | [Legal Notice](#) | [Warranty](#) | [Return Policy](#)  
 All Rights Reserved. Copyright © 2012. Rupp Air Management Systems.

RA-SIF13BD Performance Curve



Max Sizeable RPM = 2400 RPM. Curve shown extended beyond this point for reference only.

Performance shown is certified for Installation Type B: Free inlet, Ducted outlet. Performance ratings do not include the effects of appurtenances in the airstream. Power rating (BHP) includes transmission losses.

Catalog #110R  
April 2015

ORDER ONLINE OR CALL US IF YOU HAVE ANY QUESTIONS ABOUT ORDERING

1.800.291.2452



[Home](#) | [About Us](#) | [Contact Us](#) | [Help](#) | [Locate Representative](#)  
[Security Policy](#) | [Privacy Policy](#) | [Legal Notice](#) | [Warranty](#) | [Return Policy](#)  
All Rights Reserved. Copyright © 2012. Rupp Air Management Systems.

[EXHAUST FANS](#)[HEATERS](#)[KITCHEN VENTILATION](#)[MAKE-UP AIR](#)[PRODUCT SUPPORT](#)[CONTACT US](#)**RA-SIF13BD**

CFM	Static Pressure in Inches W.G.											
	0.000	0.250	0.500	0.750	1.000	1.250	1.500	1.750	2.000	2.250	2.500	
	RPM Sone/BHP	RPM Sone/BHP	RPM Sone/BHP	RPM Sone/BHP	RPM Sone/BHP	RPM Sone/BHP	RPM Sone/BHP	RPM Sone/BHP	RPM Sone/BHP	RPM Sone/BHP	RPM Sone/BHP	
700	526 1.9/0.02	768 3.7/0.09	964 5.7/0.17									
1000	751 4.2/0.07	935 5.6/0.15	1091 7.0/0.24	1232 8.5/0.35	1366 10.1/0.47							
1300	975 6.8/0.15	1125 8.0/0.26	1255 9.1/0.37	1376 10.4/0.49	1487 11.7/0.62	1593 13.2/0.76	1697 14.8/0.91	1803 16.2/1.08				
1600	1200 9.6/0.28	1326 10.9/0.41	1438 11.9/0.54	1541 12.9/0.68	1641 14.2/0.83	1735 15.4/0.99	1824 16.5/1.15	1912 17.9/1.32	1998 19.2/1.50	2078 20/1.68	2165 22/1.88	
1900	1424 13.0/0.47	1533 14.2/0.62	1631 15.3/0.78	1723 16.2/0.93	1811 17.2/1.10	1896 18.2/1.28	1977 19.3/1.45	2056 20/1.64	2132 21/1.83			
2200	1649 16.6/0.73	1746 17.9/0.91	1832 19.1/1.08	1915 19.9/1.26	1993 21/1.45	2070 22/1.64	2144 22/1.84					
2500	1874 20/1.07	1961 22/1.27	2039 23/1.47	2113 24/1.67	2183 24/1.88							
2800	2099 24/1.50	2177 26/1.73	2249 27/1.95									

Max Sizeable RPM = 2400 RPM. Table shown extended beyond this point for reference only.

Performance shown is certified for Installation Type B: Free inlet, Ducted outlet. Performance ratings do not include the effects of appurtenances in the airstream. Power rating (BHP) includes transmission losses. The sound ratings shown are loudness values in sones at 5 ft (1.5m) in a hemispherical free field calculated per AMCA Standard 301. Installation type B: free inlet hemispherical sone levels. Ratings do not include the effect of duct end correction.

Catalog #110R  
April 2015

ORDER ONLINE OR CALL US IF YOU HAVE ANY QUESTIONS ABOUT ORDERING

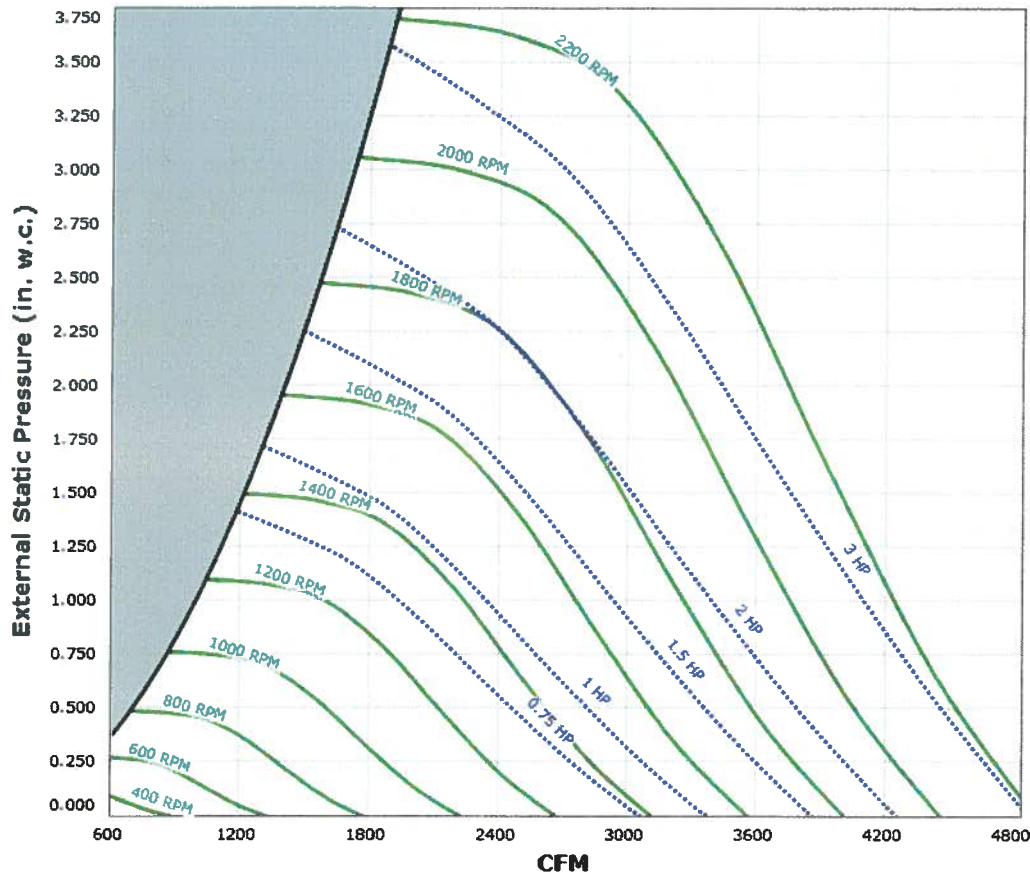
1.800.291.2452



[Home](#) | [About Us](#) | [Contact Us](#) | [Help](#) | [Locate Representative](#)  
[Security Policy](#) | [Privacy Policy](#) | [Legal Notice](#) | [Warranty](#) | [Return Policy](#)  
 All Rights Reserved. Copyright © 2012. Rupp Air Management Systems.



RA-SIF15BD Performance Curve



Max Sizeable RPM = 2200 RPM. Curve shown extended beyond this point for reference only.

Performance shown is certified for Installation Type B: Free inlet, Ducted outlet. Performance ratings do not include the effects of appurtenances in the airstream. Power rating (BHP) includes transmission losses.

Catalog #110R  
April 2015

ORDER ONLINE OR CALL US IF YOU HAVE ANY QUESTIONS ABOUT ORDERING

1.800.291.2452



[Home](#) | 
 [About Us](#) | 
 [Contact Us](#) | 
 [Help](#) | 
 [Locate Representative](#)  
[Security Policy](#) | 
 [Privacy Policy](#) | 
 [Legal Notice](#) | 
 [Warranty](#) | 
 [Return Policy](#)  
 All Rights Reserved. Copyright © 2012. Rupp Air Management Systems.

**RA-SIF15BD**

CFM	Static Pressure in Inches W.G.													
	0.000	0.250	0.500	0.750	1.000	1.250	1.500	1.750	2.000	2.250	2.500	2.750	3.000	3.25
	RPM Sone/BHP	RPM Sone/BHP	RPM Sone/BHP	RPM Sone/BHP	RPM Sone/BHP	RPM Sone/BHP	RPM Sone/BHP	RPM Sone/BHP	RPM Sone/BHP	RPM Sone/BHP	RPM Sone/BHP	RPM Sone/BHP	RPM Sone/BHP	RPM Sone/BHP
1200	544 3.4 / 0.05	732 4.7 / 0.13	869 6.4 / 0.23	1007 8.2 / 0.34	1146 10.1 / 0.48	1281 12.2 / 0.64								
1800	814 7.1 / 0.16	972 8.1 / 0.29	1074 9.1 / 0.41	1167 10.4 / 0.54	1258 11.8 / 0.68	1348 13.2 / 0.84	1440 14.7 / 1.01	1533 16.4 / 1.20	1626 18.2 / 1.41	1719 19.9 / 1.63	1811 22 / 1.86	1899 23 / 2.10	1985 25 / 2.36	2067 27 / 2
2400	1085 11.3 / 0.37	1225 12.3 / 0.55	1314 13.2 / 0.71	1392 14.2 / 0.88	1464 15.1 / 1.05	1534 16.4 / 1.22	1602 17.7 / 1.41	1670 19.0 / 1.60	1738 20 / 1.81	1806 22 / 2.02	1875 23 / 2.25	1943 24 / 2.48	2013 26 / 2.74	2083 27 / 3
3000	1356 16.3 / 0.72	1483 17.6 / 0.96	1565 18.3 / 1.17	1635 19.0 / 1.37	1698 19.9 / 1.57	1758 21 / 1.78	1816 22 / 1.99	1871 23 / 2.21	1927 24 / 2.43	1982 25 / 2.66	2037 26 / 2.90			
3600	1627 22 / 1.24	1743 23 / 1.54	1821 24 / 1.80	1886 25 / 2.04	1944 25 / 2.29	1999 26 / 2.53	2050 27 / 2.78							
4200	1898 28 / 1.97	2006 29 / 2.33	2079 30 / 2.64	2141 31 / 2.93										
4800	2169 35 / 2.93													

Max Sizeable RPM = 2200 RPM. Table shown extended beyond this point for reference only.

Performance shown is certified for Installation Type B: Free inlet, Ducted outlet. Performance ratings do not include the effects of appurtenances in the airstream. Power rating (BHP) includes transmission loss sound ratings shown are loudness values in sones at 5 ft (1.5m) in a hemispherical free field calculated per AMCA Standard 301. Installation type B: free inlet hemispherical sone levels. Ratings do not include effect of duct end correction.

Catalog #110R  
April 2015

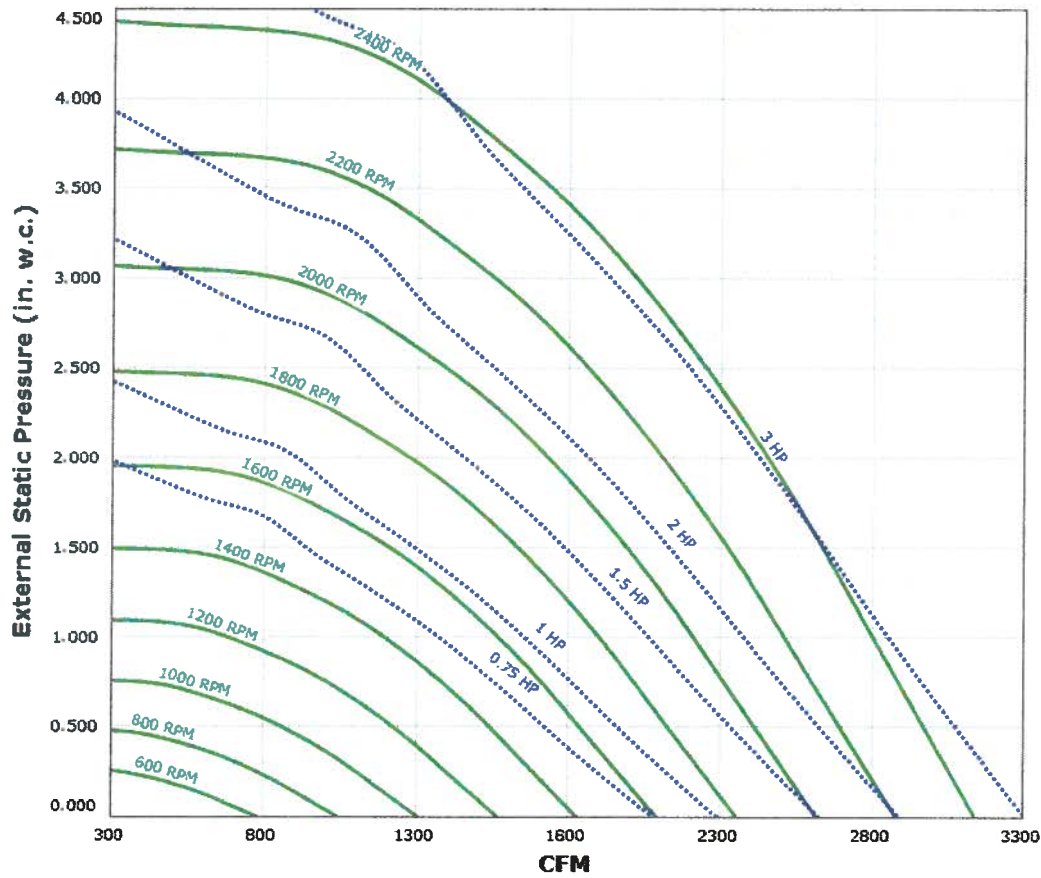
ORDER ONLINE OR CALL US IF YOU HAVE ANY QUESTIONS ABOUT ORDERING

1.800.291.2452



[Home](#) | [About Us](#) | [Contact Us](#) | [Help](#) | [Locate Representative](#)  
[Security Policy](#) | [Privacy Policy](#) | [Legal Notice](#) | [Warranty](#) | [Return Policy](#)  
 All Rights Reserved. Copyright © 2012. Rupp Air Management Systems.

RA-SIF15BDHP Performance Curve



Max Sizeable RPM = 1800 RPM. Curve shown extended beyond this point for reference only.

Performance shown is certified for Installation Type B: Free inlet, Ducted outlet. Performance ratings do not include the effects of appurtenances in the airstream. Power rating (BHP) includes transmission losses.

Catalog #110R  
April 2015

ORDER ONLINE OR CALL US IF YOU HAVE ANY QUESTIONS ABOUT ORDERING

1.800.291.2452



[Home](#) | 
 [About Us](#) | 
 [Contact Us](#) | 
 [Help](#) | 
 [Locate Representative](#)  
[Security Policy](#) | 
 [Privacy Policy](#) | 
 [Legal Notice](#) | 
 [Warranty](#) | 
 [Return Policy](#)  
 All Rights Reserved. Copyright © 2012. Rupp Air Management Systems.



[EXHAUST FANS](#)[HEATERS](#)[KITCHEN VENTILATION](#)[MAKE-UP AIR](#)[PRODUCT SUPPORT](#)[CONTACT US](#)**RA-SIF15BDHP**

CFM	Static Pressure in Inches W.G.				
	0.000	0.500	1.000	1.500	2.000
	RPM Sone/BHP	RPM Sone/BHP	RPM Sone/BHP	RPM Sone/BHP	RPM Sone/BHP
800	613 3.4 / 0.04	966 6.3 / 0.21	1233 9.3 / 0.42	1457 12.4 / 0.67	1653 15.3 / 0.96
1300	995 7.7 / 0.18	1245 9.7 / 0.43	1451 12.3 / 0.70	1635 15.0 / 0.99	
1800	1377 12.9 / 0.49	1572 14.9 / 0.81	1737 16.9 / 1.16		
2300	1760 19.1 / 1.01				

Max Sizeable RPM = 1800 RPM. Table shown extended beyond this point for reference only.

Performance shown is certified for Installation Type B: Free inlet, Ducted outlet. Performance ratings do not include the effects of appurtenances in the airstream. Power rating (BHP) includes transmission losses. The sound ratings shown are loudness values in sones at 5 ft (1.5m) in a hemispherical free field calculated per AMCA Standard 301. Installation type B: free inlet hemispherical sone levels. Ratings do not include the effect of duct end correction.

Catalog #110R  
April 2015

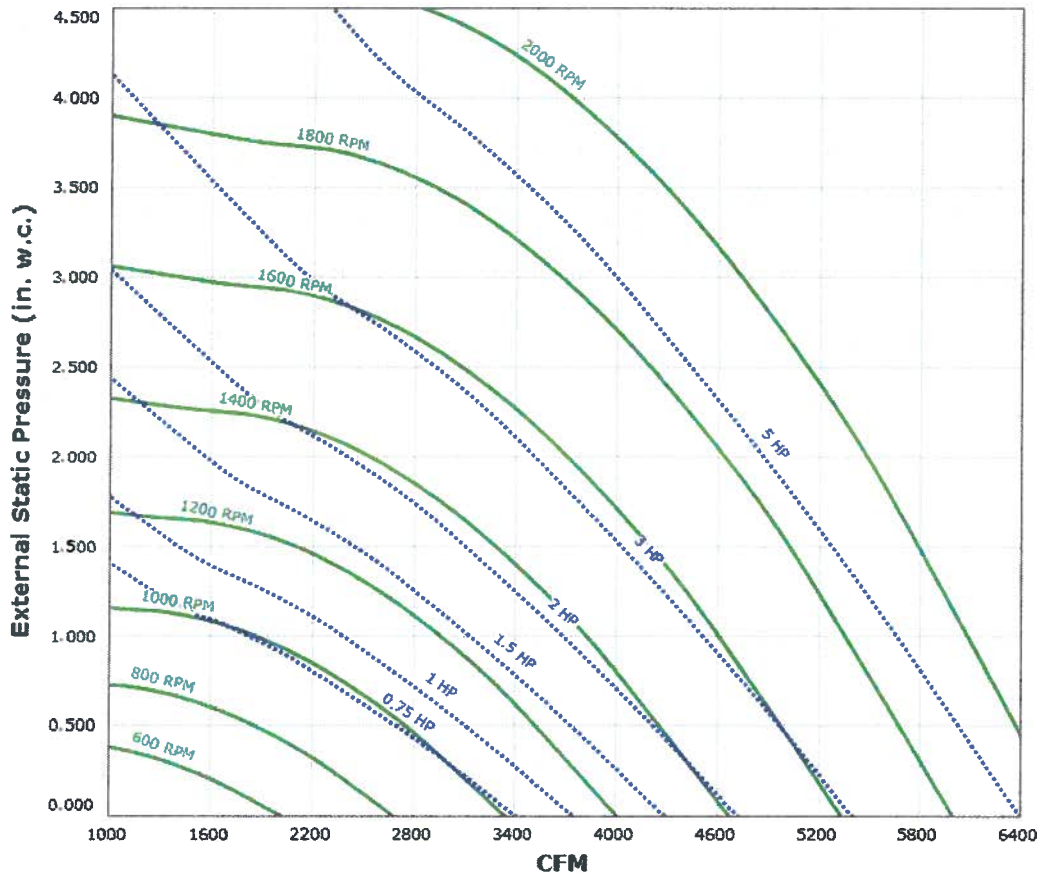
ORDER ONLINE OR CALL US IF YOU HAVE ANY QUESTIONS ABOUT ORDERING

1.800.291.2452



[Home](#) | [About Us](#) | [Contact Us](#) | [Help](#) | [Locate Representative](#)  
[Security Policy](#) | [Privacy Policy](#) | [Legal Notice](#) | [Warranty](#) | [Return Policy](#)  
 All Rights Reserved. Copyright © 2012. Rupp Air Management Systems.

RA-SIF18BD Performance Curve



Max Sizeable RPM = 1800 RPM. Curve shown extended beyond this point for reference only.

Performance shown is certified for Installation Type B: Free inlet, Ducted outlet. Performance ratings do not include the effects of appurtenances in the airstream. Power rating (BHP) includes transmission losses.

Catalog #110R  
April 2015

ORDER ONLINE OR CALL US IF YOU HAVE ANY QUESTIONS ABOUT ORDERING

1.800.291.2452



[Home](#) | 
 [About Us](#) | 
 [Contact Us](#) | 
 [Help](#) | 
 [Locate Representative](#)  
[Security Policy](#) | 
 [Privacy Policy](#) | 
 [Legal Notice](#) | 
 [Warranty](#) | 
 [Return Policy](#)  
 All Rights Reserved. Copyright © 2012. Rupp Air Management Systems.

[EXHAUST FANS](#)[HEATERS](#)[KITCHEN VENTILATION](#)[MAKE-UP AIR](#)[PRODUCT SUPPORT](#)[CONTACT US](#)**RA-SIF18BD**

CFM	Static Pressure in Inches W.G.							
	0.000	0.500	1.000	1.500	2.000	2.500	3.000	3.500
	RPM Sone/BHP	RPM Sone/BHP	RPM Sone/BHP	RPM Sone/BHP	RPM Sone/BHP	RPM Sone/BHP	RPM Sone/BHP	RPM Sone/BHP
2200	641 6.0 / 0.19	859 9.0 / 0.50	1041 12.4 / 0.88	1205 15.8 / 1.34	1355 19.3 / 1.84	1494 22 / 2.38	1624 26 / 2.95	1746 29 / 3.55
2800	816 9.0 / 0.38	995 11.5 / 0.76	1151 14.7 / 1.20	1293 17.8 / 1.70	1425 21 / 2.25	1550 24 / 2.84	1670 27 / 3.48	1782 30 / 4.14
3400	990 12.3 / 0.68	1143 14.6 / 1.14	1279 17.4 / 1.63	1404 20 / 2.17	1521 23 / 2.77	1633 26 / 3.41	1741 28 / 4.09	
4000	1165 16.2 / 1.11	1297 18.1 / 1.65	1417 21 / 2.20	1530 23 / 2.80	1636 26 / 3.44	1738 28 / 4.13		
4600	1340 20 / 1.69	1456 22 / 2.31	1564 24 / 2.93	1665 27 / 3.59	1762 29 / 4.28			
5200	1515 25 / 2.45	1618 26 / 3.14	1716 28 / 3.84					
5800	1689 30 / 3.39	1782 31 / 4.17						

Max Sizeable RPM = 1800 RPM. Table shown extended beyond this point for reference only.

Performance shown is certified for Installation Type B: Free inlet, Ducted outlet. Performance ratings do not include the effects of appurtenances in the airstream. Power rating (BHP) includes transmission losses. The sound ratings shown are loudness values in sones at 5 ft (1.5m) in a hemispherical free field calculated per AMCA Standard 301. Installation type B: free inlet hemispherical sone levels. Ratings do not include the effect of duct end correction.

Catalog #110R

April 2015

ORDER ONLINE OR CALL US IF YOU HAVE ANY QUESTIONS ABOUT ORDERING

1.800.291.2452

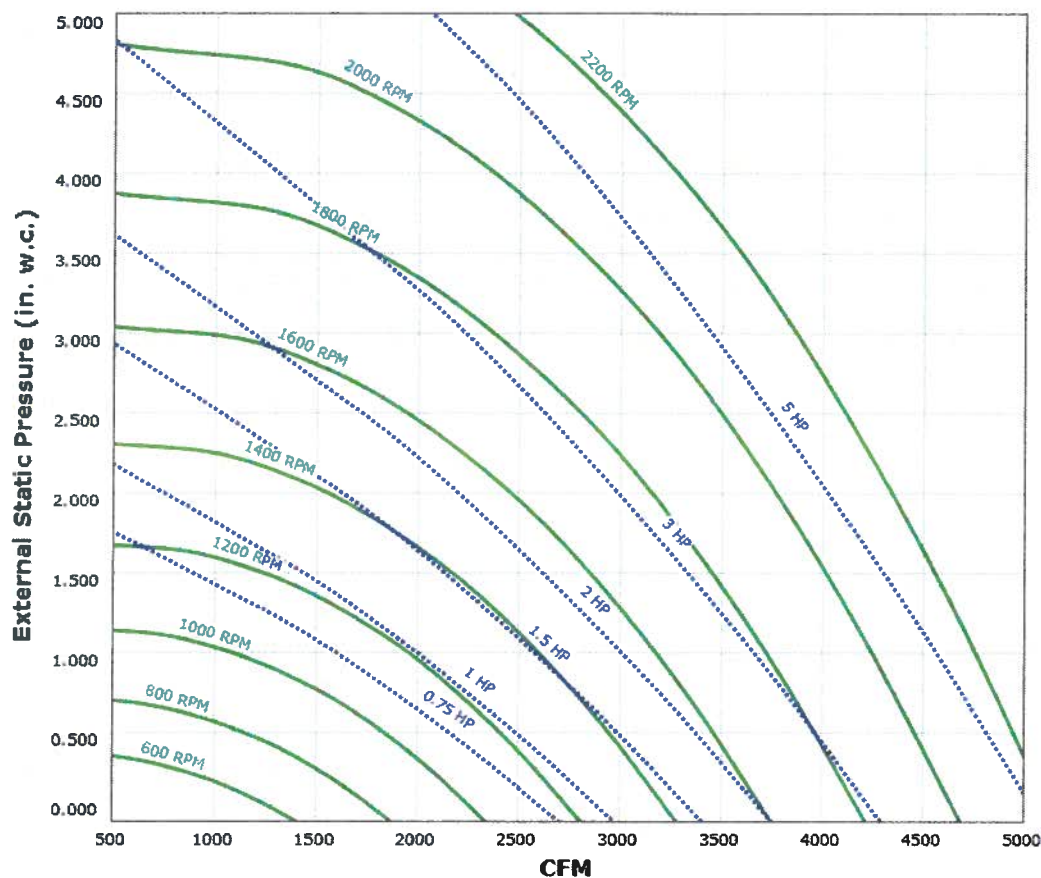


[Home](#) | [About Us](#) | [Contact Us](#) | [Help](#) | [Locate Representative](#)

[Security Policy](#) | [Privacy Policy](#) | [Legal Notice](#) | [Warranty](#) | [Return Policy](#)

All Rights Reserved. Copyright © 2012. Rupp Air Management Systems.

RA-SIF18BDHP Performance Curve



Max Sizeable RPM = 1800 RPM. Curve shown extended beyond this point for reference only.

Performance shown is certified for Installation Type B: Free inlet, Ducted outlet. Performance ratings do not include the effects of appurtenances in the airstream. Power rating (BHP) includes transmission losses.

Catalog #110R  
April 2015

ORDER ONLINE OR CALL US IF YOU HAVE ANY QUESTIONS ABOUT ORDERING

1.800.291.2452



[Home](#) | [About Us](#) | [Contact Us](#) | [Help](#) | [Locate Representative](#)  
[Security Policy](#) | [Privacy Policy](#) | [Legal Notice](#) | [Warranty](#) | [Return Policy](#)  
All Rights Reserved. Copyright © 2012. Rupp Air Management Systems.

**RA-SIF18BDHP**

CFM	Static Pressure in Inches W.G.							
	0.000	0.500	1.000	1.500	2.000	2.500	3.000	3.500
	RPM Sone/BHP	RPM Sone/BHP	RPM Sone/BHP	RPM Sone/BHP	RPM Sone/BHP	RPM Sone/BHP	RPM Sone/BHP	RPM Sone/BHP
1500	641 5.6 / 0.13	873 8.2 / 0.37	1065 11.2 / 0.67	1232 14.1 / 1.01	1381 17.0 / 1.38	1517 20 / 1.79	1641 23 / 2.23	1758 25 / 2.69
2000	854 9.2 / 0.30	1036 10.7 / 0.61	1198 13.5 / 0.96	1344 16.3 / 1.35	1478 19.1 / 1.77	1603 22 / 2.23	1720 24 / 2.71	
2500	1068 13.0 / 0.59	1217 14.5 / 0.97	1354 16.5 / 1.38	1482 19.2 / 1.82	1602 22 / 2.30	1715 24 / 2.80		
3000	1281 17.3 / 1.02	1408 18.8 / 1.47	1526 20 / 1.94	1638 22 / 2.44	1745 25 / 2.97			
3500	1494 22 / 1.63	1604 24 / 2.13	1708 25 / 2.67					
4000	1708 28 / 2.43							

Max Sizeable RPM = 1800 RPM. Table shown extended beyond this point for reference only.

Performance shown is certified for installation Type B: Free inlet, Ducted outlet. Performance ratings do not include the effects of appurtenances in the airstream. Power rating (BHP) includes transmission losses. The sound ratings shown are loudness values in sones at 5 ft (1.5m) in a hemispherical free field calculated per AMCA Standard 301. Installation type B: free inlet hemispherical sone levels. Ratings do not include the effect of duct end correction.

Catalog #110R  
April 2015

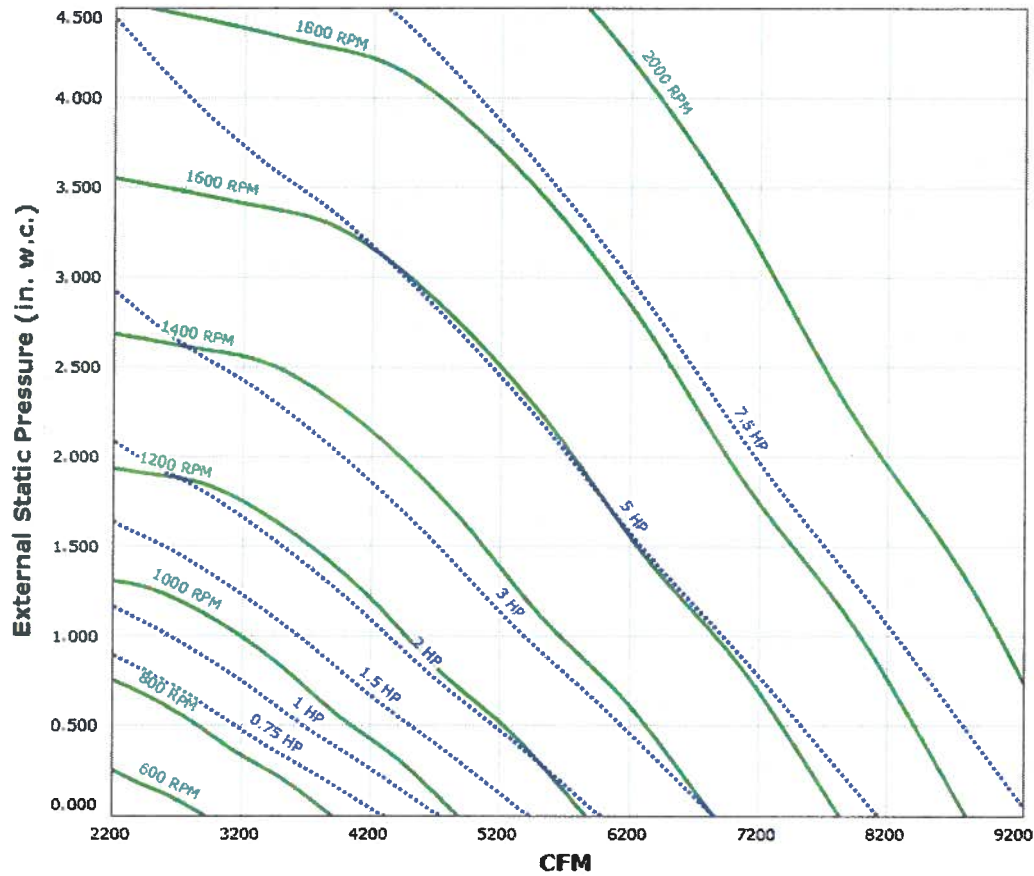
ORDER ONLINE OR CALL US IF YOU HAVE ANY QUESTIONS ABOUT ORDERING

1.800.291.2452



[Home](#) | 
 [About Us](#) | 
 [Contact Us](#) | 
 [Help](#) | 
 [Locate Representative](#)  
[Security Policy](#) | 
 [Privacy Policy](#) | 
 [Legal Notice](#) | 
 [Warranty](#) | 
 [Return Policy](#)  
 All Rights Reserved. Copyright © 2012. Rupp Air Management Systems.

RA-SIF20BD Performance Curve



Max Sizeable RPM = 1800 RPM. Curve shown extended beyond this point for reference only.

Performance shown is certified for Installation Type B: Free inlet, Ducted outlet. Performance ratings do not include the effects of appurtenances in the airstream. Power rating (BHP) includes transmission losses.

Catalog #110R  
April 2015

ORDER ONLINE OR CALL US IF YOU HAVE ANY QUESTIONS ABOUT ORDERING

1.800.291.2452



[Home](#) | 
 [About Us](#) | 
 [Contact Us](#) | 
 [Help](#) | 
 [Locate Representative](#)  
[Security Policy](#) | 
 [Privacy Policy](#) | 
 [Legal Notice](#) | 
 [Warranty](#) | 
 [Return Policy](#)  
 All Rights Reserved. Copyright © 2012. Rupp Air Management Systems.



## RA-SIF20BD

CFM	Static Pressure in Inches W.G.								
	0.000	0.500	1.000	1.500	2.000	2.500	3.000	3.500	4.000
	RPM Sone/BHP	RPM Sone/BHP	RPM Sone/BHP	RPM Sone/BHP	RPM Sone/BHP	RPM Sone/BHP	RPM Sone/BHP	RPM Sone/BHP	RPM Sone/BHP
3200	658 8.3 / 0.31	852 11.6 / 0.76	1003 15.0 / 1.25	1138 18.6 / 1.81	1264 22 / 2.43	1383 26 / 3.11	1498 30 / 3.83	1608 33 / 4.60	1713 37 / 5.39
4200	863 13.0 / 0.70	1022 15.5 / 1.29	1153 19.0 / 1.89	1268 22 / 2.53	1375 26 / 3.22	1477 29 / 3.96	1574 32 / 4.75	1669 35 / 5.59	1761 38 / 6.47
5200	1069 18.5 / 1.33	1202 21 / 2.06	1318 24 / 2.79	1421 27 / 3.53	1516 31 / 4.31	1606 33 / 5.13	1692 36 / 5.99	1775 39 / 6.90	
6200	1274 25 / 2.26	1388 28 / 3.13	1491 30 / 3.99	1585 33 / 4.86	1672 35 / 5.74	1754 38 / 6.66			
7200	1480 31 / 3.54	1578 35 / 4.55	1671 37 / 5.56	1757 38 / 6.55					
8200	1686 39 / 5.23	1772 42 / 6.38							

Max Sizeable RPM = 1800 RPM. Table shown extended beyond this point for reference only.

Performance shown is certified for installation Type B: Free inlet, Ducted outlet. Performance ratings do not include the effects of appurtenances in the airstream. Power rating (BHP) includes transmission losses. The sound ratings shown are loudness values in sones at 5 ft (1.5m) in a hemispherical free field calculated per AMCA Standard 301. Installation type B: free inlet hemispherical sone levels. Ratings do not include the effect of duct end correction.

Catalog #110R  
April 2015

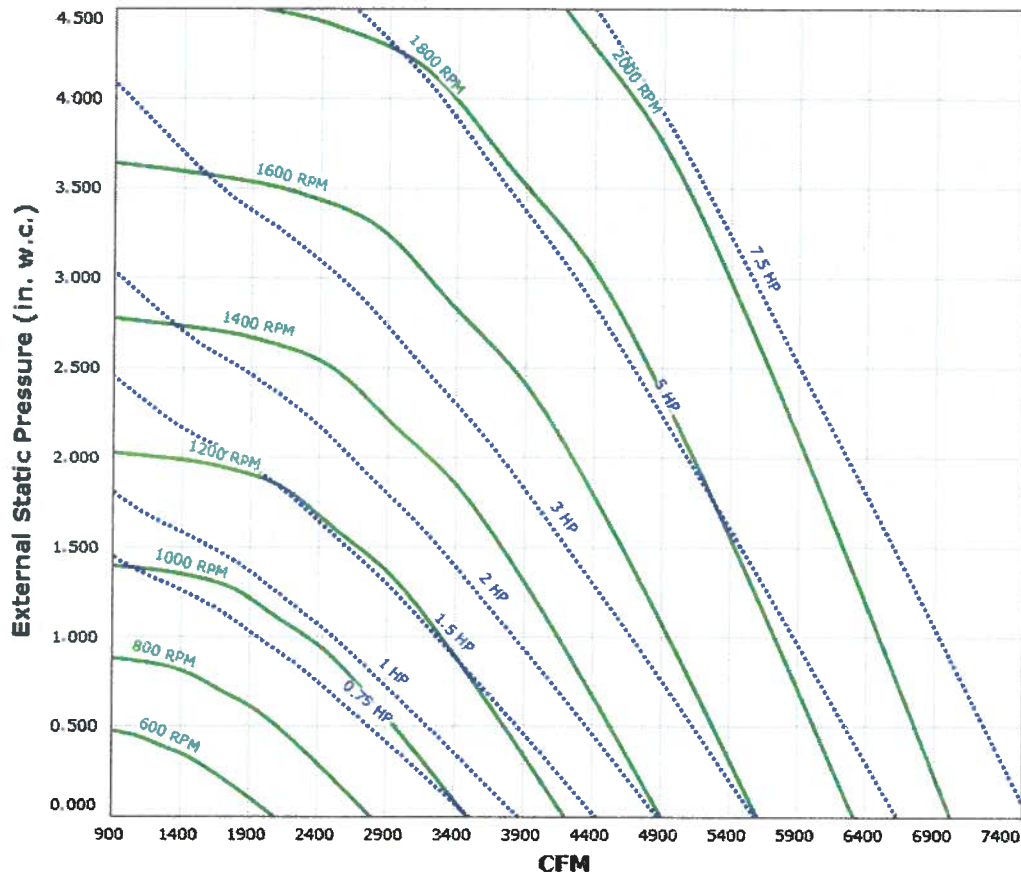
ORDER ONLINE OR CALL US IF YOU HAVE ANY QUESTIONS ABOUT ORDERING

1.800.291.2452



[Home](#) | 
 [About Us](#) | 
 [Contact Us](#) | 
 [Help](#) | 
 [Locate Representative](#)  
[Security Policy](#) | 
 [Privacy Policy](#) | 
 [Legal Notice](#) | 
 [Warranty](#) | 
 [Return Policy](#)  
 All Rights Reserved. Copyright © 2012. Rupp Air Management Systems.

RA-SIF20BDHP Performance Curve



Max Sizeable RPM = 1800 RPM. Curve shown extended beyond this point for reference only.

Performance shown is certified for Installation Type B: Free inlet, Ducted outlet. Performance ratings do not include the effects of appurtenances in the airstream. Power rating (BHP) includes transmission losses.

Catalog #110R  
April 2015

ORDER ONLINE OR CALL US IF YOU HAVE ANY QUESTIONS ABOUT ORDERING

1.800.291.2452



[Home](#) | 
 [About Us](#) | 
 [Contact Us](#) | 
 [Help](#) | 
 [Locate Representative](#)  
[Security Policy](#) | 
 [Privacy Policy](#) | 
 [Legal Notice](#) | 
 [Warranty](#) | 
 [Return Policy](#)  
 All Rights Reserved. Copyright © 2012. Rupp Air Management Systems.

## RA-SIF20BDHP

CFM	Static Pressure in Inches W.G.								
	0.000	0.500	1.000	1.500	2.000	2.500	3.000	3.500	4.000
	RPM Sone/BHP	RPM Sone/BHP	RPM Sone/BHP	RPM Sone/BHP	RPM Sone/BHP	RPM Sone/BHP	RPM Sone/BHP	RPM Sone/BHP	RPM Sone/BHP
2400	698 7.7 / 0.25	872 10.5 / 0.58	1019 13.3 / 0.95	1153 16.1 / 1.38	1279 18.8 / 1.85	1398 22 / 2.36	1509 25 / 2.91	1616 27 / 3.51	1717 30 / 4.13
2900	843 10.6 / 0.44	993 12.8 / 0.83	1121 15.4 / 1.26	1240 18.0 / 1.72	1353 21 / 2.23	1459 23 / 2.77	1562 26 / 3.35	1660 28 / 3.97	1754 31 / 4.62
3400	988 13.5 / 0.71	1120 15.6 / 1.16	1235 17.9 / 1.65	1341 20 / 2.16	1442 23 / 2.71	1538 25 / 3.29	1632 28 / 3.90	1722 30 / 4.55	
3900	1133 16.6 / 1.08	1250 18.5 / 1.59	1354 21 / 2.13	1451 23 / 2.70	1543 25 / 3.29	1631 28 / 3.92	1717 30 / 4.57	1800 32 / 5.25	
4400	1278 20 / 1.55	1384 21 / 2.12	1479 24 / 2.72	1568 26 / 3.34	1652 28 / 3.99	1733 30 / 4.66			
4900	1424 24 / 2.14	1519 24 / 2.77	1607 27 / 3.43	1689 29 / 4.11	1767 32 / 4.82				
5400	1569 28 / 2.86	1656 28 / 3.55	1737 32 / 4.28						
5900	1714 32 / 3.73	1795 31 / 4.49							

Max Sizeable RPM = 1800 RPM. Table shown extended beyond this point for reference only.

Performance shown is certified for Installation Type B: Free inlet, Ducted outlet. Performance ratings do not include the effects of appurtenances in the airstream. Power rating (BHP) includes transmission losses. The sound ratings shown are loudness values in sones at 5 ft (1.5m) in a hemispherical free field calculated per AMCA Standard 301. Installation type B: free inlet hemispherical sone levels. Ratings do not include the effect of duct end correction.

Catalog #110R  
April 2015

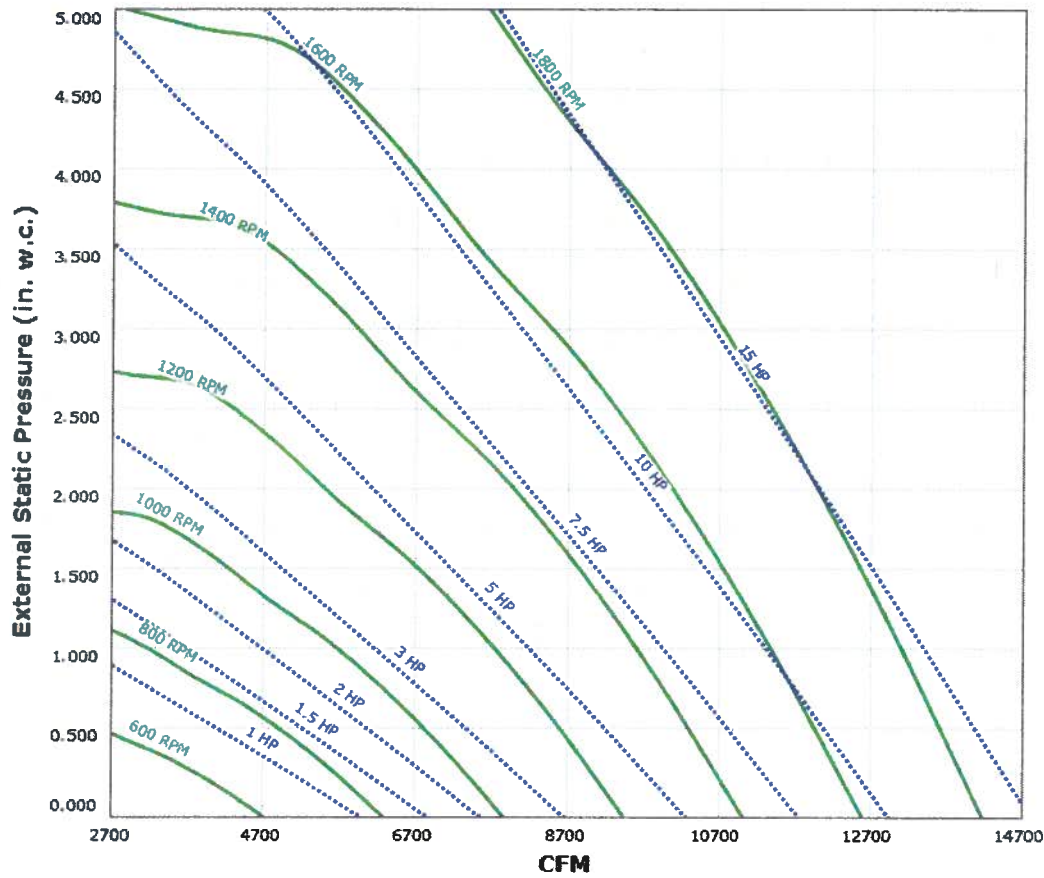
ORDER ONLINE OR CALL US IF YOU HAVE ANY QUESTIONS ABOUT ORDERING

1.800.291.2452



[Home](#) | [About Us](#) | [Contact Us](#) | [Help](#) | [Locate Representative](#)  
[Security Policy](#) | [Privacy Policy](#) | [Legal Notice](#) | [Warranty](#) | [Return Policy](#)  
 All Rights Reserved. Copyright © 2012. Rupp Air Management Systems.

RA-SIF24BD Performance Curve



Max Sizeable RPM = 1600 RPM. Curve shown extended beyond this point for reference only.

Performance shown is certified for Installation Type B: Free inlet, Ducted outlet. Performance ratings do not include the effects of appurtenances in the airstream. Power rating (BHP) includes transmission losses.

Catalog #110R  
April 2015

ORDER ONLINE OR CALL US IF YOU HAVE ANY QUESTIONS ABOUT ORDERING

1.800.291.2452



[Home](#) | 
 [About Us](#) | 
 [Contact Us](#) | 
 [Help](#) | 
 [Locate Representative](#)  
[Security Policy](#) | 
 [Privacy Policy](#) | 
 [Legal Notice](#) | 
 [Warranty](#) | 
 [Return Policy](#)  
 All Rights Reserved. Copyright © 2012. Rupp Air Management Systems.

[EXHAUST FANS](#)[HEATERS](#)[KITCHEN VENTILATION](#)[MAKE-UP AIR](#)[PRODUCT SUPPORT](#)[CONTACT US](#)**RA-SIF24BD**

CFM	Static Pressure in Inches W.G.								
	0.000	0.500	1.000	1.500	2.000	2.500	3.000	3.500	4.000
	RPM Sone/BHP	RPM Sone/BHP	RPM Sone/BHP	RPM Sone/BHP	RPM Sone/BHP	RPM Sone/BHP	RPM Sone/BHP	RPM Sone/BHP	RPM Sone/BHP
6700	852 18.0 / 1.39	972 22 / 2.33	1090 26 / 3.36	1193 30 / 4.42	1285 34 / 5.52	1369 38 / 6.65	1449 42 / 7.83	1523 45 / 9.05	1595 49 / 10.32
8700	1106 27 / 3.04	1197 30 / 4.22	1292 34 / 5.51	1383 38 / 6.85	1467 43 / 8.21	1544 47 / 9.59			
10700	1360 38 / 5.65	1433 41 / 7.07	1510 45 / 8.60	1587 49 / 10.21					

Max Sizeable RPM = 1600 RPM. Table shown extended beyond this point for reference only.

Performance shown is certified for Installation Type B: Free inlet, Ducted outlet. Performance ratings do not include the effects of appurtenances in the airstream. Power rating (BHP) includes transmission losses. The sound ratings shown are loudness values in sones at 5 ft (1.5m) in a hemispherical free field calculated per AMCA Standard 301. Installation type B: free inlet hemispherical sone levels. Ratings do not include the effect of duct end correction.

Catalog #110R

April 2015

[ORDER ONLINE OR CALL US IF YOU HAVE ANY QUESTIONS ABOUT ORDERING](#)

1.800.291.2452

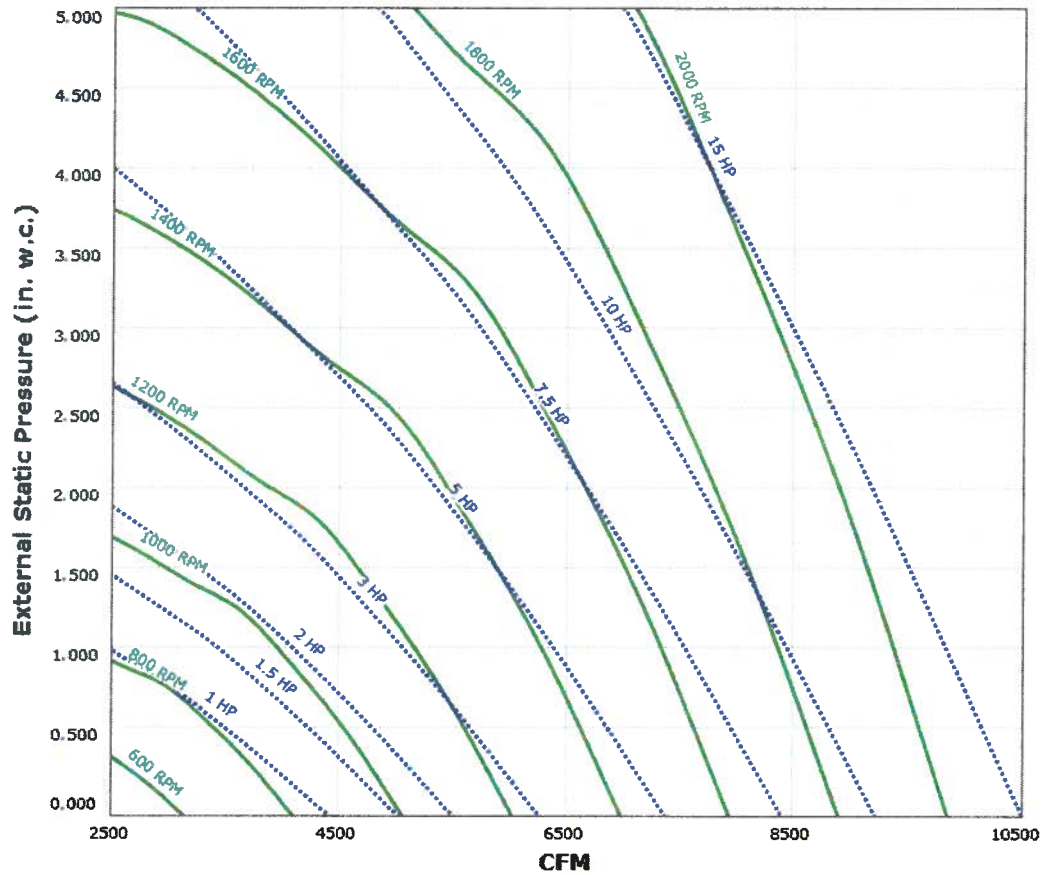


[Home](#) | [About Us](#) | [Contact Us](#) | [Help](#) | [Locate Representative](#)

[Security Policy](#) | [Privacy Policy](#) | [Legal Notice](#) | [Warranty](#) | [Return Policy](#)

All Rights Reserved. Copyright © 2012. Rupp Air Management Systems.

RA-SIF24BDHP Performance Curve



Max Sizeable RPM = 1800 RPM. Curve shown extended beyond this point for reference only.

Performance shown is certified for Installation Type B: Free inlet, Ducted outlet. Performance ratings do not include the effects of appurtenances in the airstream. Power rating (BHP) includes transmission losses.

Catalog #110R  
April 2015

ORDER ONLINE OR CALL US IF YOU HAVE ANY QUESTIONS ABOUT ORDERING

1.800.291.2452



[Home](#) | 
 [About Us](#) | 
 [Contact Us](#) | 
 [Help](#) | 
 [Locate Representative](#)  
[Security Policy](#) | 
 [Privacy Policy](#) | 
 [Legal Notice](#) | 
 [Warranty](#) | 
 [Return Policy](#)  
 All Rights Reserved. Copyright © 2012. Rupp Air Management Systems.



**RA-SIF24BDHP**

CFM	Static Pressure in Inches W.G.									
	0.000	0.500	1.000	1.500	2.000	2.500	3.000	3.500	4.000	4.500
	RPM Sone/BHP	RPM Sone/BHP	RPM Sone/BHP	RPM Sone/BHP	RPM Sone/BHP	RPM Sone/BHP	RPM Sone/BHP	RPM Sone/BHP	RPM Sone/BHP	RPM Sone/BHP
4500	837 14.7 / 0.90	942 17.2 / 1.47	1041 20 / 2.10	1139 23 / 2.79	1234 26 / 3.55	1325 29 / 4.36	1412 32 / 5.21	1495 35 / 6.11	1574 39 / 7.06	1649 42 / 8.04
6500	1209 26 / 2.71	1284 27 / 3.52	1354 30 / 4.36	1424 33 / 5.24	1492 35 / 6.17	1560 38 / 7.14	1627 41 / 8.15	1694 44 / 9.21	1760 46 / 10.30	
8500	1581 40 / 6.06	1639 41 / 7.11	1694 44 / 8.18	1749 46 / 9.29						

Max Sizeable RPM = 1800 RPM. Table shown extended beyond this point for reference only.

Performance shown is certified for Installation Type B: Free inlet, Ducted outlet. Performance ratings do not include the effects of appurtenances in the airstream. Power rating (BHP) includes transmission losses. The sound ratings shown are loudness values in sones at 5 ft (1.5m) in a hemispherical free field calculated per AMCA Standard 301. Installation type B: free inlet hemispherical sone levels. Ratings do not include the effect of duct end correction.

Catalog #110R  
April 2015

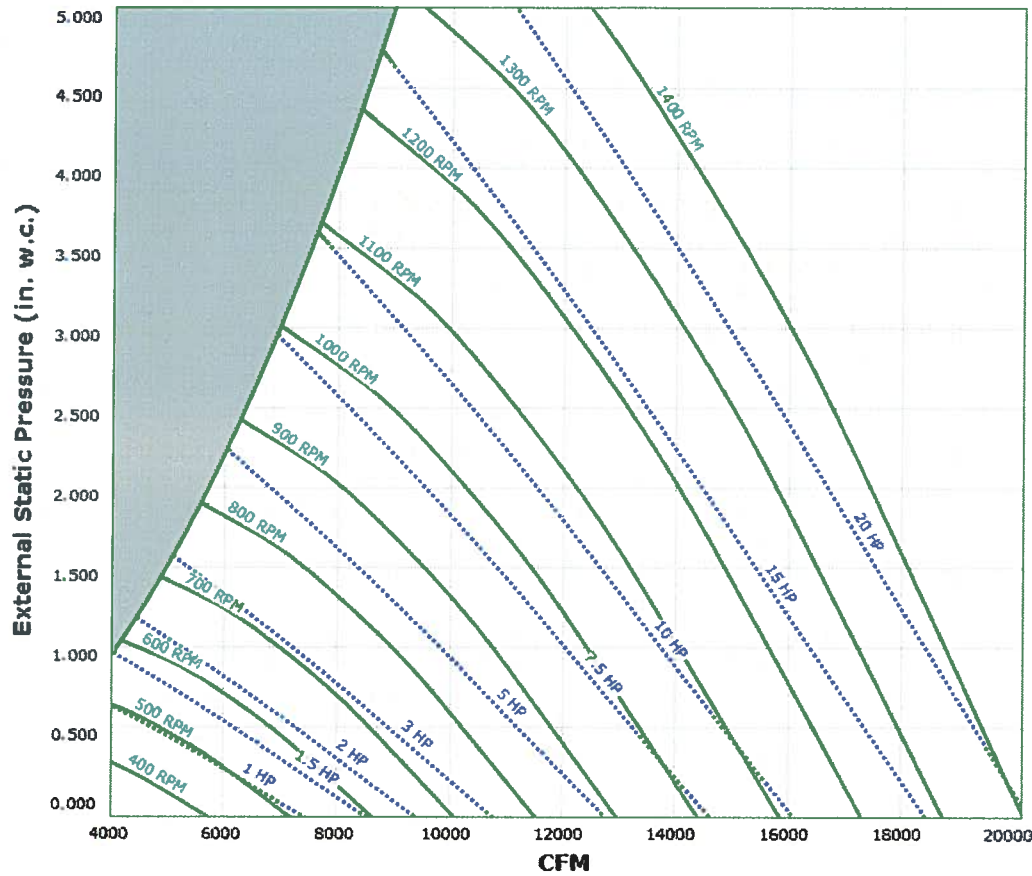
ORDER ONLINE OR CALL US IF YOU HAVE ANY QUESTIONS ABOUT ORDERING

1.800.291.2452



[Home](#) | 
 [About Us](#) | 
 [Contact Us](#) | 
 [Help](#) | 
 [Locate Representative](#)  
[Security Policy](#) | 
 [Privacy Policy](#) | 
 [Legal Notice](#) | 
 [Warranty](#) | 
 [Return Policy](#)  
 All Rights Reserved. Copyright © 2012. Rupp Air Management Systems.

RA-SIF30BD Performance Curve



Max Sizeable RPM = 1200 RPM. Curve shown extended beyond this point for reference only.

Performance shown is certified for installation Type B: Free inlet, Ducted outlet. Performance ratings do not include the effects of appurtenances in the airstream. Power rating (BHP) includes transmission losses.

Catalog #110R  
April 2015

ORDER ONLINE OR CALL US IF YOU HAVE ANY QUESTIONS ABOUT ORDERING

1.800.291.2452



[Home](#) | 
 [About Us](#) | 
 [Contact Us](#) | 
 [Help](#) | 
 [Locate Representative](#)  
[Security Policy](#) | 
 [Privacy Policy](#) | 
 [Legal Notice](#) | 
 [Warranty](#) | 
 [Return Policy](#)  
 All Rights Reserved. Copyright © 2012. Rupp Air Management Systems.

## RA-SIF30BD

CFM	Static Pressure in Inches W.G.								
	0.000	0.500	1.000	1.500	2.000	2.500	3.000	3.500	4.000
	RPM Sone/BHP	RPM Sone/BHP	RPM Sone/BHP	RPM Sone/BHP	RPM Sone/BHP	RPM Sone/BHP	RPM Sone/BHP	RPM Sone/BHP	RPM Sone/BHP
6000	420 7.4 / 0.53	544 10.8 / 1.34	647 14.7 / 2.25	738 18.0 / 3.26	822 21 / 4.35				
8000	559 12.1 / 1.26	659 15.1 / 2.31	743 18.2 / 3.42	821 21 / 4.62	894 25 / 5.90	962 28 / 7.25	1026 32 / 8.66	1089 36 / 10.15	1151 40 / 11.69
10000	699 17.5 / 2.46	782 20 / 3.77	854 23 / 5.10	921 26 / 6.50	985 29 / 7.98	1045 33 / 9.52	1103 37 / 11.12	1158 40 / 12.78	
12000	839 23 / 4.24	910 26 / 5.83	973 29 / 7.39	1032 32 / 9.00	1088 36 / 10.68	1142 39 / 12.42	1194 43 / 14.22		
14000	979 30 / 6.74	1042 33 / 8.60	1097 37 / 10.41	1149 40 / 12.25	1199 43 / 14.14				
16000	1119 39 / 10.05	1175 42 / 12.20							

Max Sizeable RPM = 1200 RPM. Table shown extended beyond this point for reference only.

Performance shown is certified for Installation Type B: Free inlet, Ducted outlet. Performance ratings do not include the effects of appurtenances in the airstream. Power rating (BHP) includes transmission losses. The sound ratings shown are loudness values in sones at 5 ft (1.5m) in a hemispherical free field calculated per AMCA Standard 301. Installation type B: free inlet hemispherical sone levels. Ratings do not include the effect of duct end correction.

Catalog #110R  
April 2015

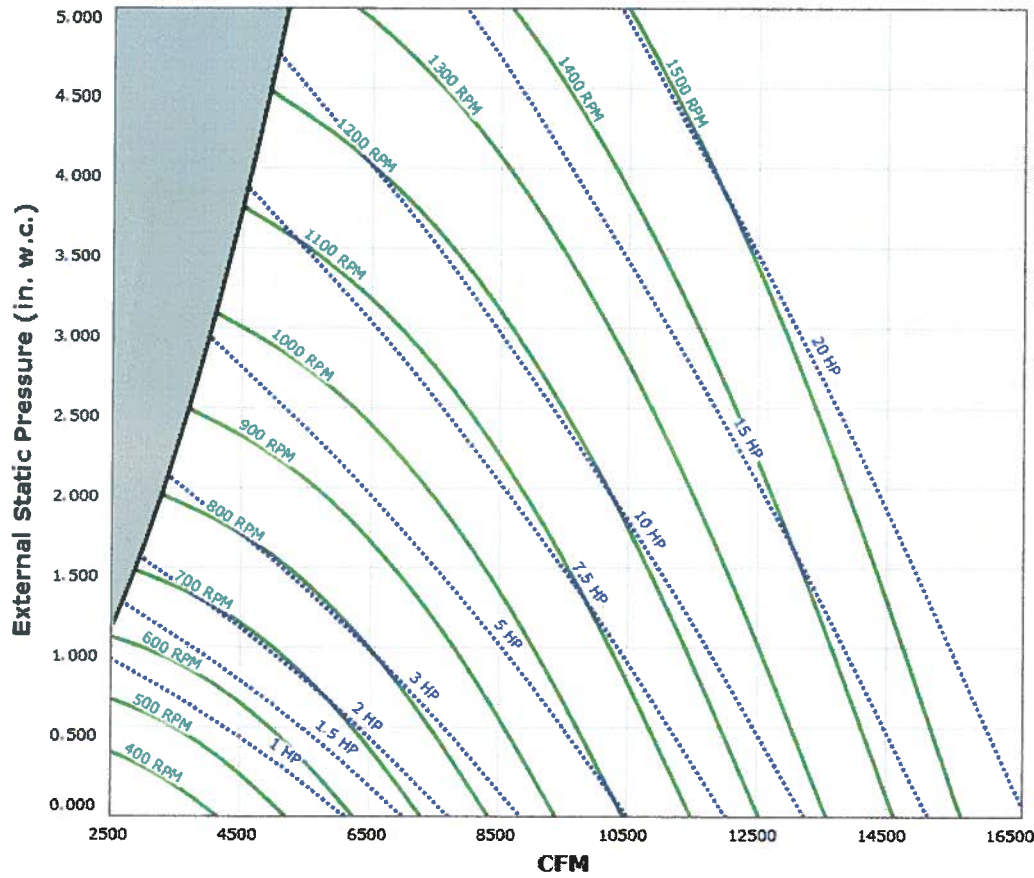
ORDER ONLINE OR CALL US IF YOU HAVE ANY QUESTIONS ABOUT ORDERING

1.800.291.2452



[Home](#) | [About Us](#) | [Contact Us](#) | [Help](#) | [Locate Representative](#)  
[Security Policy](#) | [Privacy Policy](#) | [Legal Notice](#) | [Warranty](#) | [Return Policy](#)  
 All Rights Reserved. Copyright © 2012. Rupp Air Management Systems.

RA-SIF30BDHP Performance Curve



Max Sizeable RPM = 1400 RPM. Curve shown extended beyond this point for reference only.

Performance shown is certified for Installation Type B: Free inlet, Ducted outlet. Performance ratings do not include the effects of appurtenances in the airstream. Power rating (BHP) includes transmission losses.

Catalog #110R  
April 2015

ORDER ONLINE OR CALL US IF YOU HAVE ANY QUESTIONS ABOUT ORDERING

1.800.291.2452



[Home](#) | [About Us](#) | [Contact Us](#) | [Help](#) | [Locate Representative](#)  
[Security Policy](#) | [Privacy Policy](#) | [Legal Notice](#) | [Warranty](#) | [Return Policy](#)  
All Rights Reserved. Copyright © 2012. Rupp Air Management Systems.

**RA-SIF30BDHP**

CFM	Static Pressure in Inches W.G.										
	0.000	0.500	1.000	1.500	2.000	2.500	3.000	3.500	4.000	4.500	5.000
	RPM Sone/BHP	RPM Sone/BHP	RPM Sone/BHP	RPM Sone/BHP	RPM Sone/BHP	RPM Sone/BHP	RPM Sone/BHP	RPM Sone/BHP	RPM Sone/BHP	RPM Sone/BHP	RPM Sone/BHP
4500	434 7.9 / 0.40	556 10.9 / 1.01	662 14.3 / 1.74	757 17.5 / 2.56	842 20 / 3.46	921 23 / 4.42	995 26 / 5.46	1065 29 / 6.55			
6500	627 14.3 / 1.21	716 16.0 / 2.04	796 18.9 / 2.96	872 22 / 3.97	944 24 / 5.05	1012 27 / 6.20	1077 30 / 7.40	1138 32 / 8.66	1197 35 / 9.96	1253 39 / 11.32	1308 41 / 12.72
8500	820 21 / 2.70	890 23 / 3.76	954 25 / 4.89	1016 27 / 6.10	1075 30 / 7.37	1133 32 / 8.70	1189 35 / 10.10	1243 38 / 11.54	1296 40 / 13.03	1346 43 / 14.56	1396 45 / 16.12
10500	1013 30 / 5.10	1071 31 / 6.38	1124 32 / 7.72	1176 34 / 9.15	1226 37 / 10.62	1275 40 / 12.15	1323 42 / 13.73	1370 44 / 15.36			
12500	1205 40 / 8.60	1255 41 / 10.12	1302 41 / 11.69	1346 43 / 13.32	1390 45 / 15.00						
14500	1398 51 / 13.42										

Max Sizeable RPM = 1400 RPM. Table shown extended beyond this point for reference only.

Performance shown is certified for Installation Type B: Free inlet, Ducted outlet. Performance ratings do not include the effects of appurtenances in the airstream. Power rating (BHP) includes transmission losses. The sound ratings shown are loudness values in sones at 5 ft (1.5m) in a hemispherical free field calculated per AMCA Stan 301. Installation type B: free inlet hemispherical sone levels. Ratings do not include the effect of duct end correction.

Catalog #110R  
April 2015

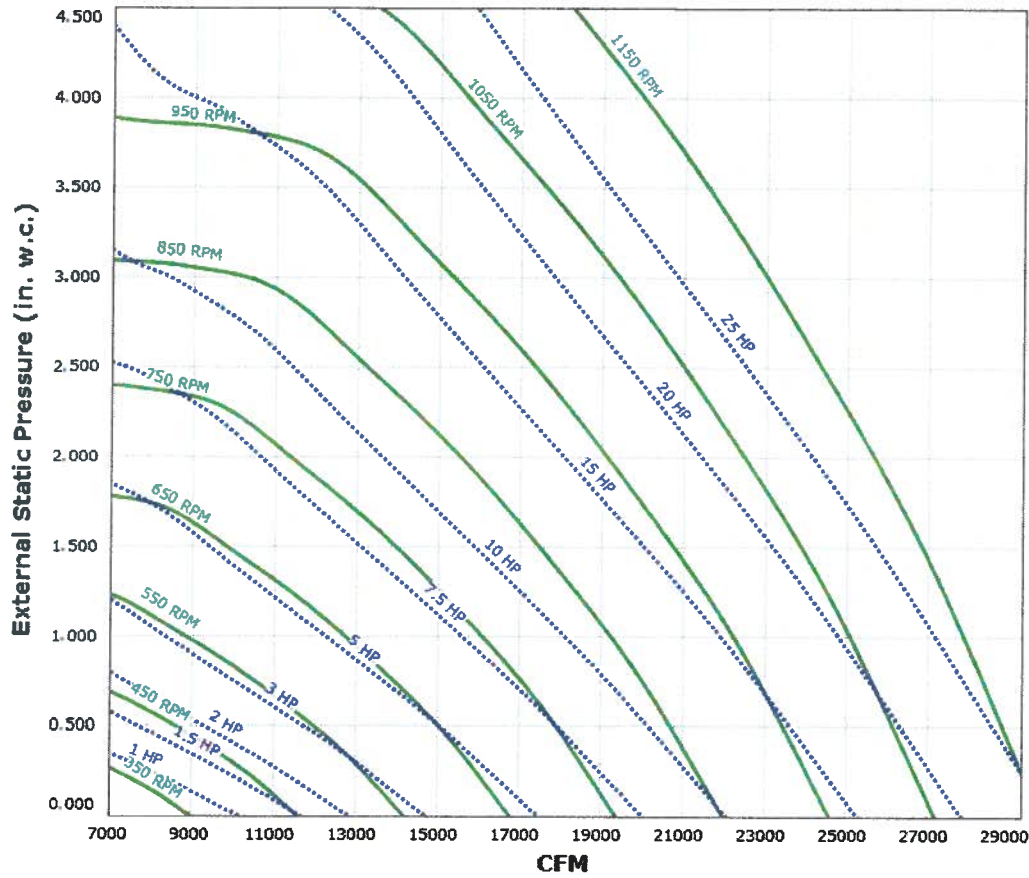
ORDER ONLINE OR CALL US IF YOU HAVE ANY QUESTIONS ABOUT ORDERING

1.800.291.2452



[Home](#) | [About Us](#) | [Contact Us](#) | [Help](#) | [Locate Representative](#)  
[Security Policy](#) | [Privacy Policy](#) | [Legal Notice](#) | [Warranty](#) | [Return Policy](#)  
 All Rights Reserved. Copyright © 2012. Rupp Air Management Systems.

RA-SIF36BD Performance Curve



Max Sizeable RPM = 950 RPM. Curve shown extended beyond this point for reference only.

Performance shown is certified for Installation Type B: Free inlet, Ducted outlet. Performance ratings do not include the effects of appurtenances in the airstream. Power rating (BHP) includes transmission losses.

Catalog #110R  
April 2015

ORDER ONLINE OR CALL US IF YOU HAVE ANY QUESTIONS ABOUT ORDERING

1.800.291.2452



[Home](#) | 
 [About Us](#) | 
 [Contact Us](#) | 
 [Help](#) | 
 [Locate Representative](#)  
[Security Policy](#) | 
 [Privacy Policy](#) | 
 [Legal Notice](#) | 
 [Warranty](#) | 
 [Return Policy](#)  
 All Rights Reserved. Copyright © 2012. Rupp Air Management Systems.



**RA-SIF36BD**

CFM	Static Pressure in Inches W.G.							
	0.000	0.500	1.000	1.500	2.000	2.500	3.000	3.500
	RPM Sone/BHP	RPM Sone/BHP	RPM Sone/BHP	RPM Sone/BHP	RPM Sone/BHP	RPM Sone/BHP	RPM Sone/BHP	RPM Sone/BHP
7000	274 5.0 / 0.33	406 9.5 / 1.30	509 13.6 / 2.47	600 18.1 / 3.86	684 22 / 5.47	762 27 / 7.28	835 31 / 9.24	903 35 / 11.32
9000	352 7.9 / 0.70	461 11.6 / 1.89	552 15.7 / 3.25	631 19.7 / 4.75	704 24 / 6.42	774 27 / 8.28	840 31 / 10.31	903 35 / 12.50
11000	430 11.0 / 1.28	521 14.2 / 2.68	604 18.3 / 4.27	675 22 / 5.95	741 26 / 7.76	803 29 / 9.70	862 33 / 11.78	919 36 / 14.02
13000	508 14.7 / 2.11	585 17.7 / 3.70	660 21 / 5.54	727 25 / 7.45	787 28 / 9.44	844 31 / 11.53	898 35 / 13.72	950 38 / 16.04
15000	586 18.7 / 3.23	652 21 / 5.01	720 24 / 7.08	782 28 / 9.25	839 31 / 11.46	892 34 / 13.75	942 38 / 16.10	
17000	664 23 / 4.71	721 25 / 6.66	782 28 / 8.95	840 31 / 11.36	894 35 / 13.83	944 38 / 16.34		
19000	742 28 / 6.57	793 30 / 8.70	847 32 / 11.19	901 35 / 13.83				
21000	820 32 / 8.87	865 34 / 11.19	914 37 / 13.85					
23000	898 38 / 11.65	939 39 / 14.15						

Max Sizeable RPM = 950 RPM, Table shown extended beyond this point for reference only.

Performance shown is certified for Installation Type B: Free inlet, Ducted outlet. Performance ratings do not include the effects of appurtenances in the airstream. Power rating (BHP) includes transmission losses. The sound ratings shown are loudness values in sones at 5 ft (1.5m) in a hemispherical free field calculated per AMCA Standard 301. Installation type B: free inlet hemispherical sone levels. Ratings do not include the effect of duct end correction.

Catalog #110R  
April 2015

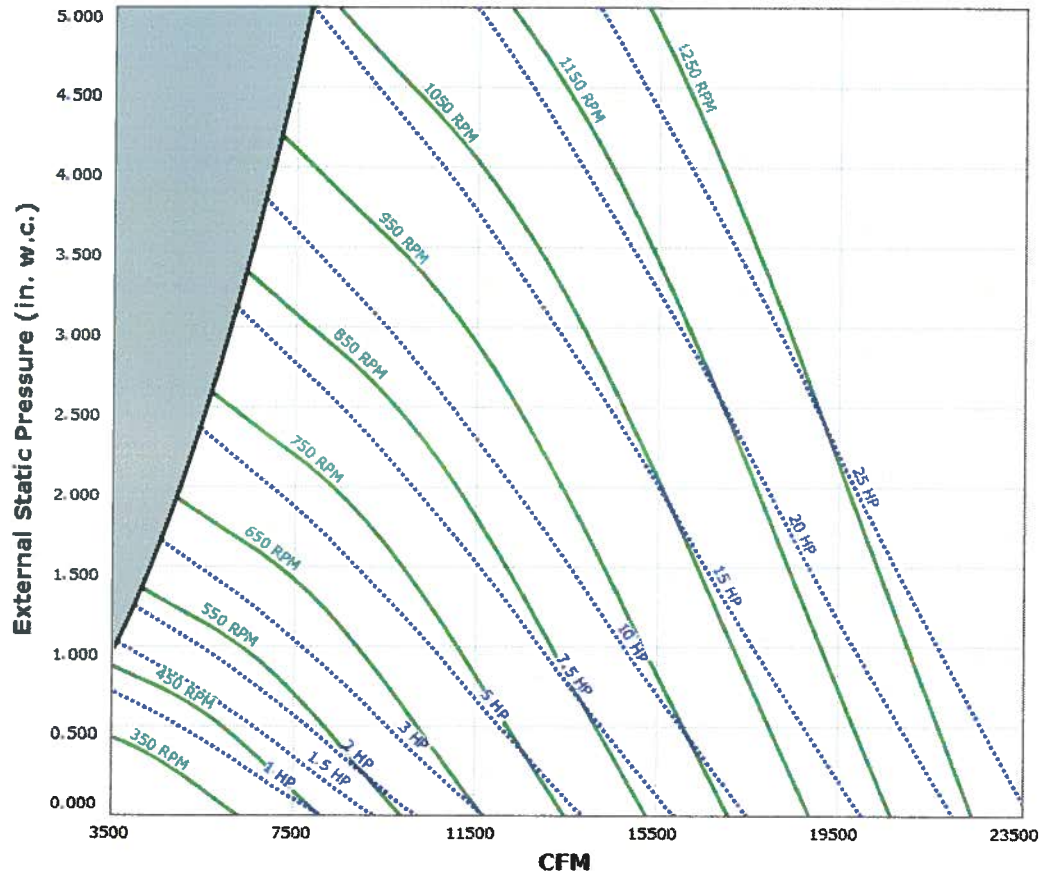
ORDER ONLINE OR CALL US IF YOU HAVE ANY QUESTIONS ABOUT ORDERING

1.800.291.2452



[Home](#) | [About Us](#) | [Contact Us](#) | [Help](#) | [Locate Representative](#)  
[Security Policy](#) | [Privacy Policy](#) | [Legal Notice](#) | [Warranty](#) | [Return Policy](#)  
 All Rights Reserved. Copyright © 2012. Rupp Air Management Systems.

RA-SIF36BDHP Performance Curve



Max Sizeable RPM = 950 RPM. Curve shown extended beyond this point for reference only.

Performance shown is certified for Installation Type B: Free inlet, Ducted outlet. Performance ratings do not include the effects of appurtenances in the airstream. Power rating (BHP) includes transmission losses.

Catalog #110R  
April 2015

ORDER ONLINE OR CALL US IF YOU HAVE ANY QUESTIONS ABOUT ORDERING

1.800.291.2452



[Home](#) | 
 [About Us](#) | 
 [Contact Us](#) | 
 [Help](#) | 
 [Locate Representative](#)  
[Security Policy](#) | 
 [Privacy Policy](#) | 
 [Legal Notice](#) | 
 [Warranty](#) | 
 [Return Policy](#)  
 All Rights Reserved. Copyright © 2012. Rupp Air Management Systems.

**RA-SIF36BDHP**

CFM	Static Pressure in Inches W.G.							
	0.000	0.500	1.000	1.500	2.000	2.500	3.000	3.500
	RPM Sone/BHP	RPM Sone/BHP	RPM Sone/BHP	RPM Sone/BHP	RPM Sone/BHP	RPM Sone/BHP	RPM Sone/BHP	RPM Sone/BHP
7500	419 9.8 / 0.80	511 11.4 / 1.76	586 14.3 / 2.80	656 17.1 / 3.97	721 20 / 5.25	782 23 / 6.63	840 25 / 8.11	896 28 / 9.69
11500	643 19.9 / 2.88	710 21 / 4.37	765 22 / 5.81	817 24 / 7.32	866 26 / 8.91	913 29 / 10.59		
15500	866 32 / 7.04	919 33 / 9.11						

Max Sizeable RPM = 950 RPM. Table shown extended beyond this point for reference only.

Performance shown is certified for Installation Type B: Free inlet, Ducted outlet. Performance ratings do not include the effects of appurtenances in the airstream. Power rating (BHP) includes transmission losses. The sound ratings shown are loudness values in sones at 5 ft (1.5m) in a hemispherical free field calculated per AMCA Standard 301. Installation type B: free inlet hemispherical sone levels. Ratings do not include the effect of duct end correction.

Catalog #110R  
April 2015

ORDER ONLINE OR CALL US IF YOU HAVE ANY QUESTIONS ABOUT ORDERING

1.800.291.2452



[Home](#) | [About Us](#) | [Contact Us](#) | [Help](#) | [Locate Representative](#)  
[Security Policy](#) | [Privacy Policy](#) | [Legal Notice](#) | [Warranty](#) | [Return Policy](#)  
 All Rights Reserved. Copyright © 2012. Rupp Air Management Systems.