



ARCHITECTURAL RECESSED 12

Ambient (Unheated) Air Curtain

Data Sheet

For Door Heights To 12' (environmental separation) and 10' (insect control)

STANDARD CONSTRUCTION

- 15" high x 26" deep
- ½ hp three speed motor(s)
- Factory installed Intelliswitch digital controller
- White aluminum exterior panel (Optional: Custom Color or Stainless)
- Top Mounting only
- High efficiency, low noise Pro-V Nozzle
- Filter (washable)



Berner International Corporation certifies that the air curtains shown herein are licensed to bear the AMCA Seal. The ratings shown are based on tests and procedures performed in accordance with AMCA Publication 211 and comply with the requirements of the AMCA Certified Ratings Program. Rated data shown is for base (unheated) units. The AMCA Certified Ratings Seal applies to airflow rate, average outlet velocity, outlet velocity uniformity, velocity projection and power rating at free delivery only.

Models ARC12-1060A, ARC12-2108A and ARC12-2120 are not licensed to bear the AMCA seal.

5 Year Limited Warranty

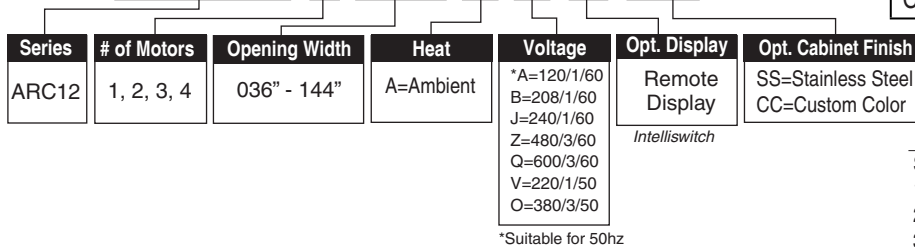


MODEL	Nozzle Width (in)	Max Vel. at Nozzle (fpm)	Avg. Outlet Vel. (fpm)	Air Volume (cfm)	Outlet Vel. Uniformity	Power Rating (kW)	Motor(s) @ hp	Net Wt. (lbs)
ARC12-1036A	36.00	5,444	1,573	1,376	92%	0.47	1 @ 1/2	101
ARC12-1042A	42.00	4,828	1,549	1,581	85%	0.49	1 @ 1/2	108
ARC12-1048A	48.00	4,839	1,377	1,607	87%	0.51	1 @ 1/2	114
ARC12-1060A	66.00	4,828	1,027	1,647	83%	0.52	1 @ 1/2	134
ARC12-2060A	66.00	5,202	1,674	2,686	91%	0.92	2 @ 1/2	171
ARC12-2072A	72.00	5,444	1,573	2,752	92%	0.94	2 @ 1/2	182
ARC12-2084A	84.00	4,828	1,549	3,162	85%	0.98	2 @ 1/2	194
ARC12-2096A	99.00	4,839	1,336	3,214	87%	1.02	2 @ 1/2	205
ARC12-3096A	99.00	5,202	1,688	4,062	91%	1.39	3 @ 1/2	245
ARC12-2108A	108.00	4,828	1,240	3,254	83%	1.03	2 @ 1/2	223
ARC12-3108A	108.00	5,444	1,573	4,128	92%	1.41	3 @ 1/2	273
ARC12-2120A	117.00	4,828	1,158	3,294	83%	1.04	2 @ 1/2	241
ARC12-3120A	117.00	4,828	1,596	4,538	85%	1.45	3 @ 1/2	285
ARC12-3132A	132.00	4,828	1,486	4,769	85%	1.49	3 @ 1/2	297
ARC12-3144A	144.00	4,839	1,377	4,821	87%	1.53	3 @ 1/2	308
ARC12-4144A	144.00	5,444	1,573	5,504	92%	1.88	4 @ 1/2	364

NOTE: Operation at 50 Hz will generate approximately a 17% reduction in air performance.
 Berner does not recommend ARC12-2120A, exists only as an equivalent to competitors' models.
 See sheet EP-240 for amp draws/total load requirements.

MODEL NUMBER CONFIGURATION

ARC12-1 036 A A-R-SS



VELOCITY PROFILE: Model ARC12-1036A			
Distance from Nozzle (ft)	3	6.5	10
Core Velocity (fpm)	1889	1333	1028

Sound level measured 10' (3m) from the unit in free field:
 1 motor: Low/Medium/High Speed: 60/61/62 dBA
 2 motors: Low/Medium/High Speed: 63/64/65 dBA
 3 motors: Low/Medium/High Speed: 65/66/67 dBA
 4 motors: Low/Medium/High Speed: 66/67/68 dBA
 Sound data is not AMCA certified.

Berner reserves the right to alter specifications without prior notice.



ARCHITECTURAL RECESSED 12

Ambient (Unheated) Air Curtain
Electrical Performance Sheet

MODEL	120/1/60 (voltage code A) MOTOR AMP DRAW = 8.5 each			208/1/60 (voltage code B) or 220/1/50 (voltage code V) MOTOR AMP DRAW = 4.3 each			240/1/60 (voltage code J) MOTOR AMP DRAW = 4.3 each		
	# CKTS	AMPS PER CIRCUIT	BREAKER RATING PER CIRCUIT	# CKTS	AMPS PER CIRCUIT	BREAKER RATING PER CIRCUIT	# CKTS	AMPS PER CIRCUIT	BREAKER RATING PER CIRCUIT
ARC12-1036A ARC12-1042A ARC12-1048A ARC12-1060A	1	8.5	15	1	4.3	15	1	4.3	15
ARC12-2060A ARC12-2072A ARC12-2084A ARC12-2096A ARC12-2108A ARC12-2120A	1	17.0	20	1	8.6	15	1	8.6	15
ARC12-3096A ARC12-3108A ARC12-3120A ARC12-3132A ARC12-3144A	1	25.5	30	1	12.9	15	1	12.9	15
ARC12-4144A	1	34.0	40	1	17.2	20	1	17.2	20

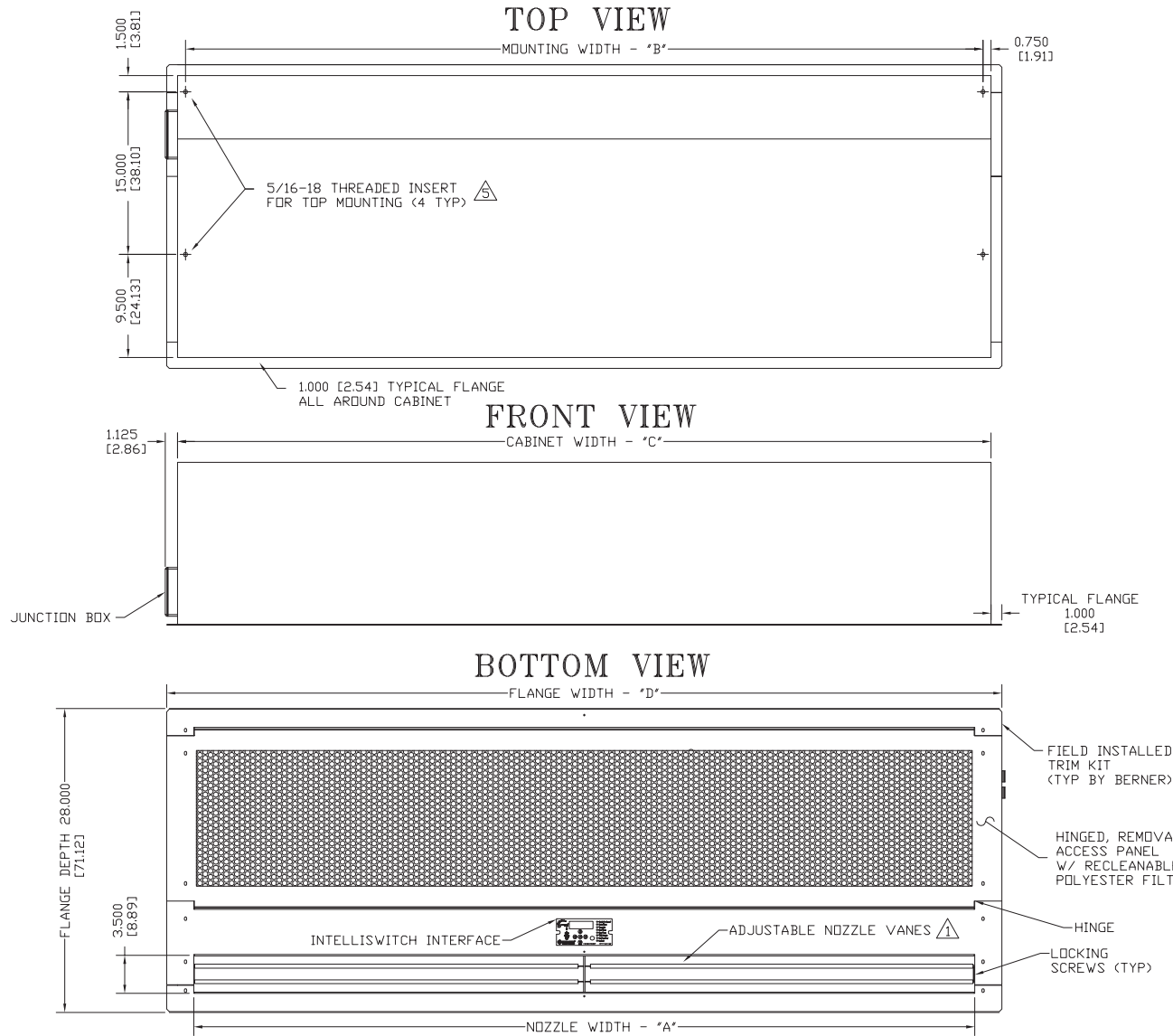
MODEL	480/3/60 (voltage code Z) MOTOR AMP DRAW = 1.4 each			600/3/60 (voltage code Q) MOTOR AMP DRAW = 1.0 each			380/3/50 (voltage code O) MOTOR AMP DRAW = 4.3 each		
	# CKTS	AMPS PER CIRCUIT	BREAKER RATING PER CIRCUIT	# CKTS	AMPS PER CIRCUIT	BREAKER RATING PER CIRCUIT	# CKTS	AMPS PER CIRCUIT	BREAKER RATING PER CIRCUIT
ARC12-1036A ARC12-1042A ARC12-1048A ARC12-1060A	1	1.4	15	1	1.0	15	1	4.3	15
ARC12-2060A ARC12-2072A ARC12-2084A ARC12-2096A ARC12-2108A ARC12-2120A	1	2.8	15	1	2.0	15	1	8.6	15
ARC12-3096A ARC12-3108A ARC12-3120A ARC12-3132A ARC12-3144A	1	4.2	15	1	3.0	15	1	12.9	15
ARC12-4144A	1	5.6	15	1	4.0	20	1	17.2	20

Berner reserves the right to alter specifications without prior notice.

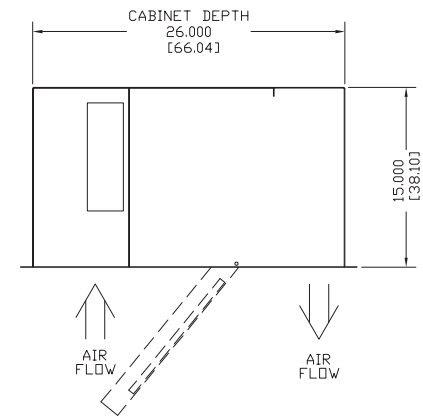
www.berner.com **Berner International Corporation** 800.245-4455
111 Progress Ave. / New Castle / PA / 16101 / USA

EP-240
January, 2015

ARC12 IN-CEILING MOUNT AMBIENT SYSTEM



END VIEW



NOTES:

- \triangle AIR CURTAIN MUST BE INSTALLED SO AIR STREAM IS NOT OBSTRUCTED WHEN DEFLECTED 20° TO EITHER SIDE OF \square .
- \triangle ELECTRICAL CONNECTIONS TO BE FLEXIBLE.
- \triangle FIELD VERIFY DIMENSIONS.
- \triangle ANCHORS TO SUPPORTING STRUCTURE BY OTHERS.
- \triangle ADEQUACY OF SUPPORTING STRUCTURE IS TO BE VERIFIED BY A PROFESSIONAL STRUCTURAL ENGINEER.
- \triangle LETTER "A" IN MODEL NUMBER DESIGNATES AMBIENT UNIT.
- \triangle DIMENSIONS IN INCHES [CENTIMETERS].

MODEL \triangle	NOZZLE WIDTH "A"	MOUNTING WIDTH "B"	CABINET WIDTH "C"	FLANGE WIDTH "D"	RECOMMENDED ROUGH OPENING DEPTH x WIDTH
ARC12-1036A	36.00 [91.44]	37.50 [95.25]	39.00 [99.06]	41.00 [104.14]	27.00 x 40.00 [68.58 x 101.60]
ARC12-1042A	42.00 [106.68]	43.50 [110.49]	45.00 [114.30]	47.00 [119.38]	27.00 x 46.00 [68.58 x 116.84]
ARC12-1048A	48.00 [121.92]	49.50 [125.73]	51.00 [129.54]	53.00 [134.62]	27.00 x 52.00 [68.58 x 132.08]
ARC12-1060A/2060A	66.00 [167.64]	67.50 [171.45]	69.00 [175.26]	71.00 [180.34]	27.00 x 70.00 [68.58 x 177.80]
ARC12-2072A	72.00 [182.88]	73.50 [186.69]	75.00 [190.50]	77.00 [195.58]	27.00 x 76.00 [68.58 x 193.04]
ARC12-2084A	84.00 [213.36]	85.50 [217.17]	87.00 [220.98]	89.00 [226.06]	27.00 x 88.00 [68.58 x 223.52]
ARC12-2096A/3096A	99.00 [251.46]	100.50 [255.27]	102.00 [259.08]	104.00 [264.16]	27.00 x 103.00 [68.58 x 261.62]
ARC12-2108A/3108A	108.00 [274.32]	109.50 [278.13]	111.00 [281.94]	113.00 [287.02]	27.00 x 112.00 [68.58 x 284.48]
ARC12-2120A/3120A	117.00 [297.18]	118.50 [300.99]	120.00 [304.80]	122.00 [309.88]	27.00 x 121.00 [68.58 x 307.34]
ARC12-3132A	132.00 [335.28]	133.50 [339.09]	135.00 [342.90]	137.00 [347.98]	27.00 x 136.00 [68.58 x 345.44]
ARC12-3144A/4144A	144.00 [365.76]	145.50 [369.57]	147.00 [373.38]	149.00 [378.46]	27.00 x 148.00 [68.58 x 375.92]

PROJECT		
LOCATION		
ARCHITECT		
ENGINEER		REV. -
DWG. NO.	ARC12-AMB	TITLE: BERNER MODEL ARC12 AIR CURTAIN AMBIENT SYSTEM
DATE	22SEPT14	
BY	S. Beil	
REPLACES	-	
BY	-	BERNER INTERNATIONAL CORP. NEW CASTLE, PA.