

APR 15 1990

An ISO 9001 Company

BULLETIN DFOP-104

CHICAGO

D E S I G N 5 1



AIRFOIL PLENUM FANS



CHICAGO BLOWER CORPORATION • 1675 GLEN ELLYN ROAD • GLENDALE HEIGHTS, ILLINOIS • U.S.A.

Pages 7 thru 25 contain multi-rating tables for every size fan. Each page provides data for one size ranging from 1/4" static pressure SP up to 8" SP. Volume is listed in cubic feet per minute, (CFM). Under each SP rating is the speed, (RPM) and Power, (BHP) required for each corresponding CFM rating. Simply interpolate between ratings for any value not listed.

Classes I and II are indicated by different color tints. Refer to the factory for Class III performance.

EXAMPLE 1.

Below is a section of Page 7 showing the performance of a size 135. For a desired duty of 2600 CFM (A) at 3 SP (B) the fan will need to run at 3152 RPM (C) and use 2.39 BHP (D).

EXAMPLE 2.

When a desired duty falls between published ratings exact speed and horsepower can be interpolated. 1350 CFM at 1" can be determined by using available Table Data (E). RPM is 1723 and BHP is .40.

CFM	1/4" SP		1/2" SP		1" SP		1 1/2" SP		2" SP	
	RPM	BHP	RPM	BHP	RPM	BHP	RPM	BHP	RPM	BHP
600	814	0.04	1011	0.08	1359	0.17				
900	1016	0.08	1182	0.13	1456	0.24	1692	0.35	1927	0.49
1200	1249	0.14	1384	0.20	1628	0.34	1838	0.49	2021	0.63
1350	1372	0.18	1497	0.25	1723	0.40	1925	0.57	2105	0.73
1500	1495	0.22	1610	0.30	1819	0.46	2012	0.64	2188	0.83
1800	1749	0.35	1950	0.43	2033	0.62	2203	0.82	2265	1.03

SIZE 135

CLASS I RPM	3399
CLASS II RPM	4789

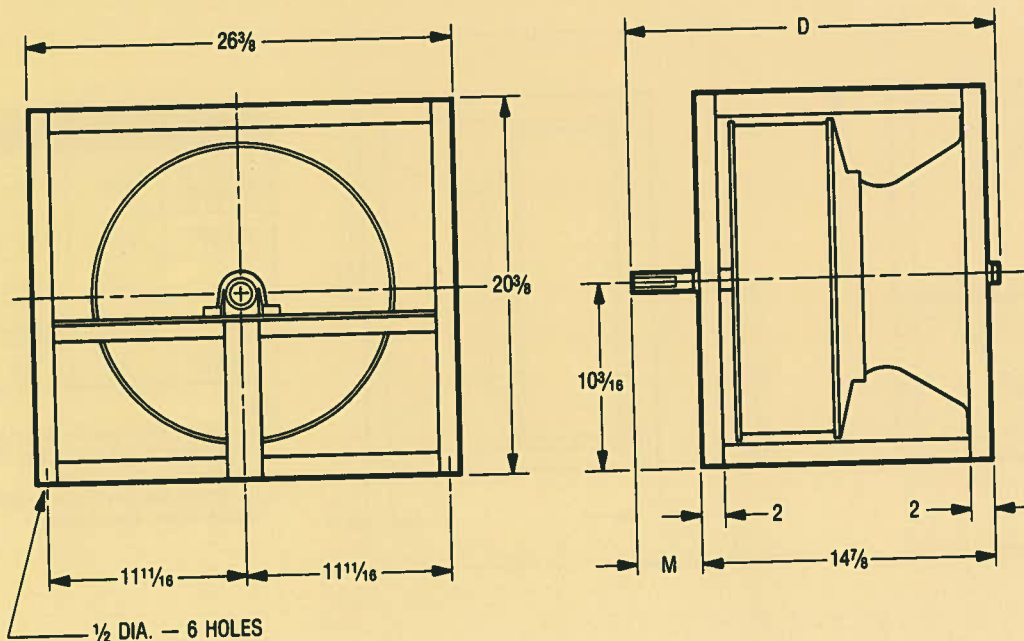
CFM	1/4" SP		1/2" SP		1" SP		1 1/2" SP		2" SP		2 1/2" SP		3" SP		3 1/2" SP
	RPM	BHP	RPM	BHP	RPM	BHP	RPM	BHP	RPM	BHP	RPM	BHP	RPM	BHP	RPM
600	814	0.04	1011	0.08	1359	0.17									
900	1016	0.08	1182	0.13	1456	0.24	1692	0.35	1927	0.49					
1200	1249	0.14	1384	0.20	1628	0.34	1838	0.49	2021	0.63	2197	0.79	2374	0.96	2551
1500	1495	0.22	1610	0.30	1819	0.46	2012	0.64	2188	0.83	2346	1.01	2491	1.19	2635
1800	1749	0.35	1850	0.43	2033	0.62	2203	0.82	2365	1.03	2517	1.26	2659	1.48	2811
2200	2095	0.58	2181	0.69	2339	0.91	2486	1.14	2627	1.38	2762	1.63	2893	1.89	3055
2600	2445	0.91	2520	1.03	2660	1.29	2791	1.55	2915	1.83	3035	2.11	3152	2.39	3265
3000	2799	1.34	2865	1.49	2991	1.78	3108	2.08	3220	2.39	3329	2.70	3434	3.02	3535
3400	3155	1.91	3215	2.07	3328	2.40	3435	2.74	3538	3.08	3636	3.43	3733	3.78	3835
3800	3513	2.62	3567	2.80	3670	3.17	3768	3.54	3863	3.92	3954	4.30	4043	4.69	4135
4200	3872	3.50	3921	3.70	4015	4.10	4106	4.50	4194	4.92	4279	5.34	4361	5.76	4435
4600	4232	4.55	4277	4.77	4364	5.21	4448	5.65	4530	6.10	4609	6.55	4686	7.01	4715

CLASS I RPM	3399
CLASS II RPM	4789

CFM	1/4" SP		1/2" SP		1" SP		1 1/2" SP		2" SP		2 1/2" SP		3" SP		3 1/2" SP		4" SP		4 1/2" SP		
	RPM	BHP	RPM	BHP	RPM	BHP	RPM	BHP	RPM	BHP	RPM	BHP	RPM	BHP	RPM	BHP	RPM	BHP	RPM	BHP	
600	814	0.04	1011	0.08	1359	0.17	1692	0.35	1927	0.49	2197	0.79	2374	0.96	2550	1.15	2719	1.35			
900	1016	0.08	1182	0.13	1456	0.24	1838	0.49	2021	0.63	2346	1.01	2491	1.19	2632	1.38	2772	1.57	2915	1.79	
1200	1249	0.14	1384	0.20	1628	0.34	1938	0.64	2188	0.83											
1500	1495	0.22	1610	0.30	1819	0.46	2012	0.64	2188	0.83	2517	1.26	2659	1.48	2790	1.70	2913	1.92	3032	2.14	
1800	1749	0.35	1850	0.43	2033	0.62	2203	0.82	2365	1.03	2517	1.26	2659	1.48	2790	1.70	2913	1.92	3032	2.14	
2200	2095	0.58	2181	0.69	2339	0.91	2486	1.14	2627	1.38	2762	1.63	2893	1.89	3019	2.16	3140	2.44	3254	2.72	
2600	2445	0.91	2520	1.03	2660	1.29	2791	1.55	2915	1.83	3035	2.11	3152	2.39	3266	2.69	3378	3.00	3486	3.32	
3000	2799	1.34	2865	1.49	2991	1.78	3108	2.08	3220	2.39	3329	2.70	3434	3.02	3537	3.35	3638	3.68	3738	4.02	
3400	3155	1.91	3215	2.07	3328	2.40	3435	2.74	3538	3.08	3636	3.43	3733	3.78	3827	4.14	3919	4.51	4010	4.88	
3800	3513	2.62	3567	2.80	3670	3.17	3768	3.54	3863	3.92	3954	4.30	4043	4.69	4130	5.09	4215	5.49	4298	5.89	
4200	3872	3.50	3921	3.70	4015	4.10	4106	4.50	4194	4.92	4279	5.34	4361	5.76	4442	6.19	4521	6.62	4599	7.06	
4600	4232	4.55	4277	4.77	4364	5.21	4448	5.65	4530	6.10	4609	6.55	4686	7.01	4762	7.48					

CFM	5" SP		5 1/2" SP		6" SP		6 1/2" SP		7" SP		7 1/2" SP		8" SP		8 1/2" SP		9" SP		9 1/2" SP		
	RPM	BHP	RPM	BHP	RPM	BHP	RPM	BHP	RPM	BHP	RPM	BHP	RPM	BHP	RPM	BHP	RPM	BHP	RPM	BHP	
1500	3056	2.01	3196	2.25	3332	2.50	3483	2.97	3606	3.24	3727	3.53	3845	3.81	3977	4.38	4086	4.69	4194	5.01	
1700	3108	2.22	3233	2.46	3358	2.71	3499	3.24	3642	3.51	3755	3.79	3866	4.08	3977	4.70	4086	5.01	4218	5.33	
1900	3197	2.51	3308	2.74	3419	2.98	3530	3.24	3642	3.51	3755	3.79	3866	4.08	3977	4.70	4086	5.01	4218	5.33	
2100	3305	2.82	3410	3.07	3512	3.33	3613	3.58	3713	3.85	3813	4.12	3914	4.41	4015	4.70	4117	5.01	4218	5.33	
2300	3419	3.15	3522	3.44	3620	3.71	3716	3.99	3810	4.26	3902	4.54	3994	4.83	4085	5.12	4177	5.42	4269	5.73	
2500	3534	3.48	3636	3.80	3734	4.11	3828	4.41	3919	4.71	4008	5.01	4095	5.31	4181	5.61	4265	5.92	4349	6.23	
2700	3651	3.82	3751	4.16	3849	4.50	3943	4.84	4033	5.18	4120	5.51	4205	5.83	4288	6.15	4369	6.48	4449	6.80	
2900	3772	4.18	3870	4.53	3965	4.90	4058	5.27	4148	5.63	4235	6.00	4319	6.36	4401	6.71	4481	7.07	4559	7.41	
3100	3899	4.58	3993	4.94	4085	5.32	4175	5.70	4264	6.10	4350	6.49	4434	6.88	4516	7.27	4595	7.66	4673	8.04	
3400	4099	5.25	4187	5.64	4274	6.03	4359	6.43	4444	6.84	4527	7.26	4609	7.68	4689	8.11	4767	8.54			
3700	4309	6.02	4392	6.42	4474	6.83	4555	7.25	4634	7.68	4713	8.11									
4000	4527	6.88	4605	7.31	4682	7.74	4759	8.18													

Performance shown is for installation type A - Free inlet, Free outlet. Power rating (BHP) does not include drive losses. Performance ratings do not include the effects of appurtenances in the airstream.



135	CLASS I	CLASS II
SHAFT at BEARING	1 ³ / ₁₆	1 ³ / ₁₆
KEYWAY	1/4 x 1/8	1/4 x 1/8
D	20 ¹⁵ / ₁₆	20 ¹⁵ / ₁₆
M	5 ³ / ₈	5 ³ / ₈
WEIGHT	86	86

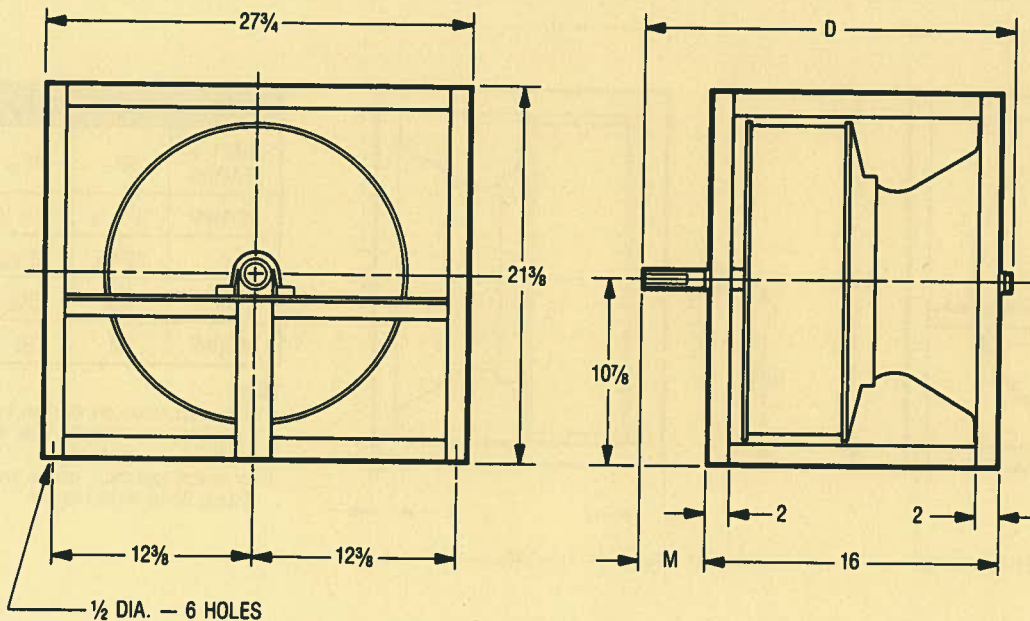
- NOTES:**
- Dimensions shown are for Class I and II only. Refer to factory for Class III.
 - Do not use for construction.
 - For vertical application, refer to your Chicago Blower Sales Engineer.

CLASS I RPM	3078
CLASS II RPM	4017

CFM	1/4" SP		1/2" SP		1" SP		1 1/2" SP		2" SP		2 1/2" SP		3" SP		3 1/2" SP		4" SP		4 1/2" SP	
	RPM	BHP	RPM	BHP	RPM	BHP	RPM	BHP	RPM	BHP	RPM	BHP	RPM	BHP	RPM	BHP	RPM	BHP	RPM	BHP
900	829	0.07	999	0.12	1273	0.24														
1200	992	0.11	1136	0.17	1383	0.32														
1600	1227	0.19	1348	0.27	1559	0.45	1748	0.65	1919	0.86	2075	1.07	2219	1.28	2356	1.49				
2000	1473	0.31	1578	0.41	1762	0.63	1929	0.85	2084	1.10	2229	1.35	2366	1.61	2494	1.87	2616	2.13	2731	2.39
2400	1726	0.48	1819	0.61	1983	0.86	2132	1.11	2271	1.39	2404	1.67	2530	1.97	2651	2.27	2767	2.58	2878	2.89
2800	1982	0.72	2066	0.86	2215	1.15	2350	1.44	2477	1.74	2598	2.06	2714	2.38	2826	2.72	2934	3.06	3039	3.42
3200	2242	1.02	2317	1.18	2454	1.51	2579	1.84	2695	2.18	2806	2.53	2914	2.88	3017	3.24	3118	3.62	3216	4.00
3600	2503	1.40	2572	1.58	2699	1.95	2814	2.32	2923	2.70	3026	3.08	3125	3.47	3222	3.86	3316	4.26	3407	4.67
4000	2766	1.87	2829	2.08	2947	2.49	3055	2.90	3156	3.31	3253	3.73	3346	4.15	3436	4.58	3524	5.01	3610	5.46
4400	3030	2.45	3088	2.67	3198	3.12	3300	3.57	3395	4.02	3486	4.48	3574	4.94	3659	5.41	3742	5.87	3823	6.35
4900	3362	3.32	3415	3.57	3515	4.07	3610	4.57	3699	5.07	3784	5.58	3866	6.09	3946	6.60				
5400	3694	4.39	3743	4.66	3836	5.21	3924	5.76	4008	6.31										

CFM	5" SP		5 1/2" SP		6" SP		6 1/2" SP		7" SP		7 1/2" SP		8" SP		8 1/2" SP		9" SP		9 1/2" SP	
	RPM	BHP	RPM	BHP	RPM	BHP	RPM	BHP	RPM	BHP	RPM	BHP	RPM	BHP	RPM	BHP	RPM	BHP	RPM	BHP
2000	2843	2.66	2952	2.93																
2200	2912	2.93	3015	3.22	3117	3.51	3216	3.81	3316	4.12										
2400	2985	3.21	3087	3.52	3186	3.83	3281	4.15	3374	4.46	3466	4.79	3557	5.12	3648	5.46				
2600	3061	3.49	3162	3.83	3259	4.17	3353	4.51	3444	4.85	3532	5.19	3619	5.53	3704	5.87	3788	6.23	3872	6.59
2800	3140	3.77	3239	4.14	3335	4.50	3427	4.87	3517	5.24	3604	5.60	3689	5.97	3772	6.33	3852	6.70	3932	7.07
3000	3224	4.07	3320	4.46	3413	4.84	3504	5.23	3592	5.62	3678	6.02	3762	6.41	3844	6.80	3924	7.20	4002	7.59
3200	3311	4.39	3404	4.79	3495	5.20	3584	5.61	3670	6.02	3755	6.44	3838	6.86	3918	7.28	3997	7.70		
3400	3402	4.73	3493	5.15	3581	5.57	3667	6.00	3752	6.43	3834	6.87	3915	7.31	3995	7.75				
3600	3497	5.10	3584	5.53	3670	5.96	3754	6.41	3836	6.86	3917	7.31	3996	7.77						
3800	3594	5.49	3679	5.93	3762	6.38	3844	6.84	3924	7.31	4003	7.78								
4000	3694	5.90	3777	6.36	3858	6.83	3937	7.30	4015	7.78										
4200	3797	6.35	3877	6.82	3956	7.30														

Performance shown is for installation type A - Free inlet, Free outlet. Power rating (BHP) does not include drive losses. Performance ratings do not include the effects of appurtenances in the airstream.



150	CLASS I	CLASS II
SHAFT at BEARING	1 1/16	1 1/16
KEYWAY	1/4 x 1/8	1/4 x 1/8
D	22	22 3/4
M	5 3/8	6 1/16
WEIGHT	94	101

NOTES:

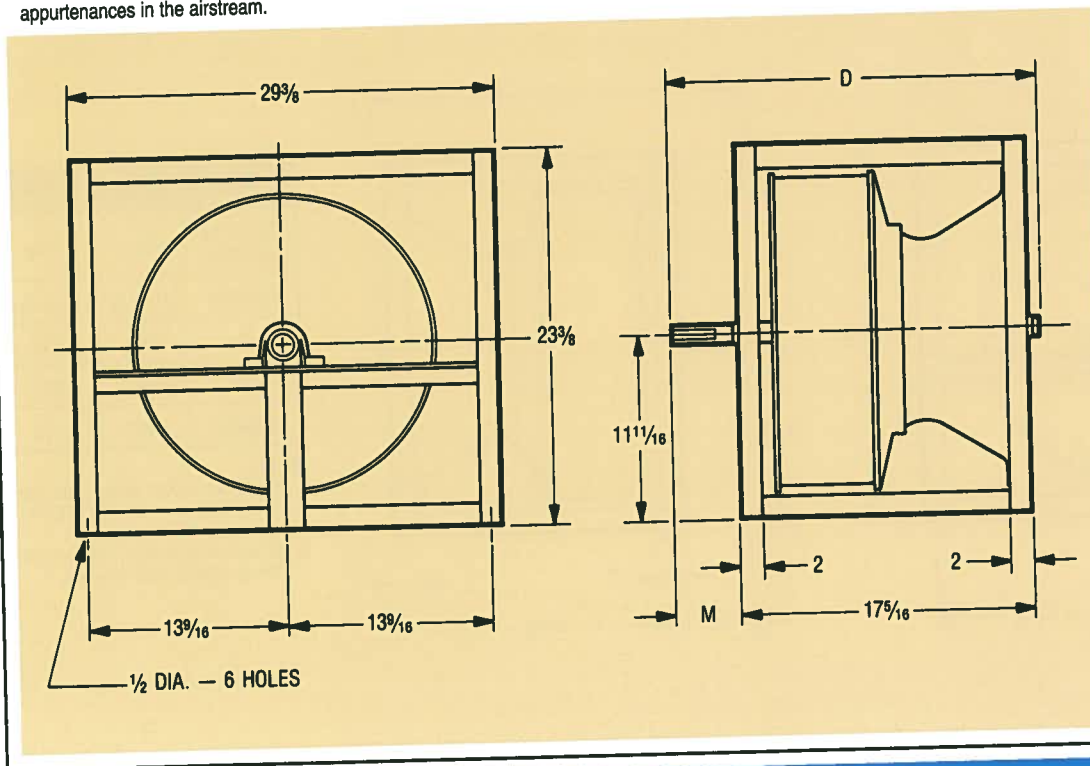
1. Dimensions shown are for Class I and II only. Refer to factory for Class III.
2. Do not use for construction.
3. For vertical application, refer to your Chicago Blower Sales Engineer.

CLASS I RPM	2756
CLASS II RPM	3595

CFM	1/4" SP		1/2" SP		1" SP		1 1/2" SP		2" SP		2 1/2" SP		3" SP		3 1/2" SP		4" SP		4 1/2" SP	
	RPM	BHP	RPM	BHP	RPM	BHP	RPM	BHP	RPM	BHP	RPM	BHP	RPM	BHP	RPM	BHP	RPM	BHP	RPM	BHP
1000	689	0.07	845	0.13	1126	0.26	1405	0.55	1596	0.77	1828	1.23	1968	1.49	2112	1.79	2251	2.11	2417	2.79
1500	876	0.13	1003	0.21	1220	0.38	1544	0.77	1690	1.00	1968	1.60	2084	1.89	2195	2.17	2305	2.47	2417	2.79
2000	1086	0.23	1190	0.32	1377	0.54	1704	1.02	1841	1.31	2124	2.00	2236	2.35	2341	2.70	2440	3.04	2534	3.38
2500	1305	0.37	1395	0.49	1556	0.75	1883	1.33	2007	1.65	2295	2.45	2398	2.84	2497	3.25	2593	3.66	2685	4.07
3000	1530	0.58	1610	0.72	1752	1.02	2076	1.72	2187	2.08	2478	3.01	2573	3.43	2665	3.87	2755	4.32	2842	4.78
3500	1758	0.86	1830	1.03	1958	1.37	2279	2.20	2380	2.60	2678	3.82	2798	4.28	2882	4.76	2964	5.25	3045	5.75
4000	1990	1.22	2054	1.42	2171	1.80	2531	2.90	2624	3.36	2957	4.79	3036	5.31	3113	5.83	3188	6.37	3262	6.91
4600	2269	1.79	2326	2.01	2433	2.46	2790	3.77	2875	4.28	3209	5.95	3282	6.52	3354	7.10	3423	7.68	3492	8.27
5200	2551	2.52	2602	2.77	2699	3.27	3053	4.82	3133	5.39	3509	7.57	3577	8.20						
5800	2833	3.43	2880	3.70	2969	4.26	3365	6.31	3438	6.94										
6500	3165	4.74	3207	5.06	3288	5.68														
7200	3497	6.37	3535	6.71																

CFM	5" SP		5 1/2" SP		6" SP		6 1/2" SP		7" SP		7 1/2" SP		8" SP		8 1/2" SP		9" SP		9 1/2" SP	
	RPM	BHP	RPM	BHP	RPM	BHP	RPM	BHP	RPM	BHP	RPM	BHP	RPM	BHP	RPM	BHP	RPM	BHP	RPM	BHP
2300	2520	2.99	2638	3.37	2759	3.92	2868	4.33												
2500	2532	3.14	2647	3.52	2770	4.09	2876	4.51	2981	4.94	3081	5.38								
2700	2559	3.33	2664	3.70	2793	4.31	2892	4.71	2991	5.14	3090	5.58	3187	6.05	3281	6.52	3373	7.00		
2900	2601	3.58	2697	3.93	2793	4.31	2892	4.71	2991	5.14	3090	5.58	3187	6.05	3281	6.52	3373	7.00		
3100	2654	3.87	2743	4.22	2832	4.59	2921	4.97	3012	5.38	3105	5.82	3197	6.27	3290	6.75	3381	7.24	3470	7.75
3400	2742	4.32	2826	4.71	2908	5.09	2990	5.48	3071	5.87	3152	6.29	3234	6.72	3317	7.17	3401	7.65	3486	8.15
3700	2833	4.79	2916	5.22	2996	5.64	3073	6.05	3149	6.47	3224	6.89	3298	7.32	3373	7.76	3447	8.21	3523	8.68
4000	2927	5.25	3008	5.72	3087	6.19	3163	6.66	3237	7.11	3309	7.56	3379	8.01	3449	8.46	3518	8.92	3586	9.39
4300	3023	5.74	3103	6.24	3180	6.75	3255	7.26	3328	7.76	3399	8.26	3468	8.75	3535	9.23				
4600	3123	6.26	3200	6.79	3276	7.32	3349	7.86	3421	8.41	3491	8.95	3559	9.49						
4900	3227	6.84	3302	7.38	3374	7.94	3446	8.50	3516	9.07	3585	9.65								
5200	3335	7.46	3406	8.02	3477	8.60	3546	9.18												

Performance shown is for installation type A - Free inlet, Free outlet. Power rating (BHP) does not include drive losses. Performance ratings do not include the effects of appurtenances in the airstream.



	165	CLASS I	CLASS II
SHAFT at BEARING		1 3/16	1 3/16
KEYWAY		1/4 x 1/8	1/4 x 1/8
D		23 15/16	24 1/16
M		5 3/8	6 1/16
WEIGHT		98	104

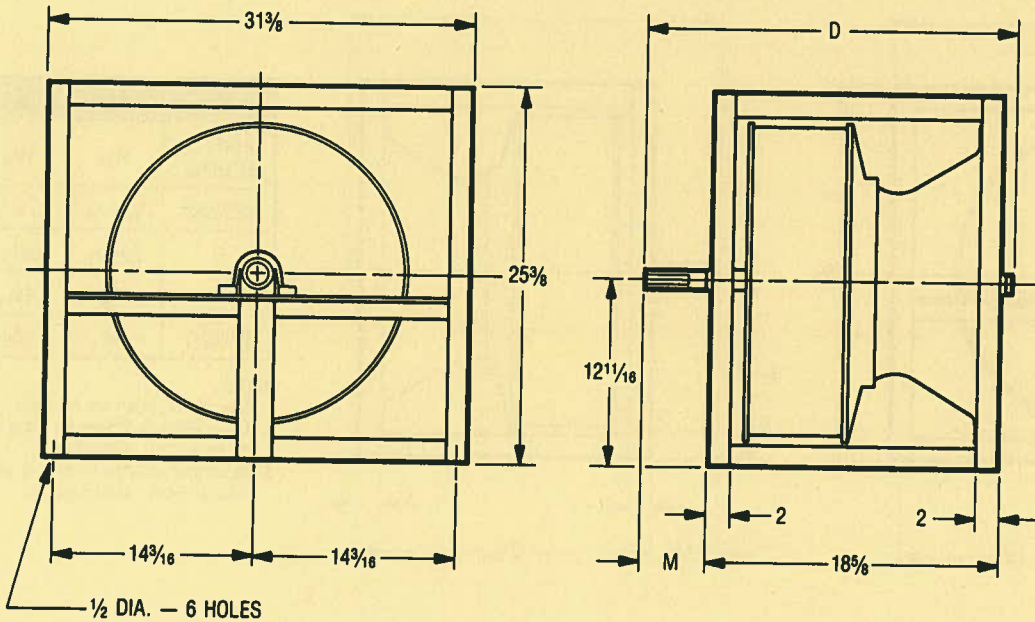
- NOTES:**
- Dimensions shown are for Class I and II only. Refer to factory for Class III.
 - Do not use for construction.
 - For vertical application, refer to your Chicago Blower Sales Engineer.

CLASS I RPM	2720
CLASS II RPM	3549

CFM	1/4" SP		1/2" SP		1" SP		1 1/2" SP		2" SP		2 1/2" SP		3" SP		3 1/2" SP		4" SP		4 1/2" SP	
	RPM	BHP	RPM	BHP	RPM	BHP	RPM	BHP	RPM	BHP	RPM	BHP	RPM	BHP	RPM	BHP	RPM	BHP	RPM	BHP
1100	594	0.08	742	0.14																
1800	782	0.16	899	0.26	1098	0.47	1272	0.70	1453	0.99										
2500	1000	0.31	1092	0.44	1260	0.71	1410	1.01	1543	1.30	1667	1.61	1794	1.96	1926	2.35	2054	2.77	2173	3.19
3200	1227	0.55	1307	0.71	1447	1.04	1578	1.39	1701	1.76	1815	2.14	1920	2.52	2018	2.91	2115	3.31	2213	3.73
3900	1459	0.90	1531	1.10	1654	1.49	1767	1.90	1875	2.32	1979	2.77	2078	3.22	2173	3.68	2262	4.15	2347	4.61
4600	1695	1.38	1759	1.62	1872	2.08	1973	2.55	2068	3.03	2161	3.52	2251	4.04	2338	4.56	2423	5.10	2504	5.64
5300	1934	2.02	1991	2.30	2095	2.83	2188	3.37	2274	3.91	2357	4.46	2439	5.02	2518	5.60	2596	6.20	2672	6.80
6000	2174	2.85	2226	3.16	2322	3.77	2409	4.38	2489	4.98	2565	5.59	2639	6.21	2711	6.84	2783	7.49	2853	8.15
6700	2416	3.88	2463	4.23	2552	4.91	2634	5.59	2709	6.27	2780	6.94	2849	7.62	2915	8.31	2981	9.01	3045	9.72
7400	2658	5.15	2702	5.53	2785	6.29	2861	7.04	2932	7.79	3000	8.54	3064	9.28	3127	10.03	3188	10.79	3247	11.55
8400	3006	7.41	3045	7.84	3120	8.70	3190	9.56	3256	10.41	3319	11.26	3379	12.11	3437	12.96	3493	13.80	3548	14.66
9400	3355	10.26	3390	10.74	3458	11.71	3523	12.67												

CFM	5" SP		5 1/2" SP		6" SP		6 1/2" SP		7" SP		7 1/2" SP		8" SP		8 1/2" SP		9" SP		9 1/2" SP	
	RPM	BHP	RPM	BHP	RPM	BHP	RPM	BHP	RPM	BHP	RPM	BHP	RPM	BHP	RPM	BHP	RPM	BHP	RPM	BHP
2800	2297	3.87	2404	4.34																
3200	2314	4.19	2417	4.69	2520	5.21	2619	5.75	2714	6.28	2804	6.81								
3600	2369	4.65	2455	5.12	2543	5.62	2634	6.16	2726	6.72	2818	7.31	2907	7.91	2993	8.51	3076	9.11	3156	9.71
4000	2450	5.23	2528	5.71	2605	6.20	2682	6.71	2761	7.25	2841	7.82	2923	8.42	3006	9.04	3088	9.69	3170	10.34
4400	2538	5.86	2614	6.38	2687	6.91	2759	7.43	2829	7.97	2899	8.52	2970	9.09	3041	9.69	3114	10.31	3188	10.96
4800	2629	6.52	2703	7.09	2776	7.66	2846	8.24	2913	8.81	2979	9.38	3044	9.96	3108	10.55	3173	11.16	3237	11.78
5200	2722	7.23	2795	7.84	2866	8.46	2935	9.07	3002	9.69	3066	10.31	3129	10.93	3191	11.55	3251	12.17	3311	12.80
5600	2820	7.99	2890	8.64	2959	9.29	3026	9.95	3092	10.62	3156	11.28	3218	11.95	3279	12.61	3338	13.28	3395	13.95
6000	2922	8.82	2989	9.50	3056	10.19	3121	10.89	3185	11.59	3247	12.30	3308	13.01	3368	13.72	3427	14.43	3484	15.15
6400	3027	9.72	3092	10.43	3156	11.15	3219	11.88	3281	12.62	3342	13.37	3401	14.12	3460	14.87	3517	15.63		
7000	3192	11.22	3253	11.98	3313	12.75	3373	13.52	3431	14.31	3489	15.11	3546	15.91						
7600	3364	12.92	3421	13.72	3478	14.54	3534	15.36												

Performance shown is for installation type A - Free inlet, Free outlet. Power rating (BHP) does not include drive losses. Performance ratings do not include the effects of appurtenances in the airstream.



182	CLASS I	CLASS II
SHAFT at BEARING	1 3/16	1 7/16
KEYWAY	1/4 x 1/8	3/8 x 3/16
D	25 3/8	25 3/4
M	6 1/16	6 3/16
WEIGHT	110	116

NOTES:

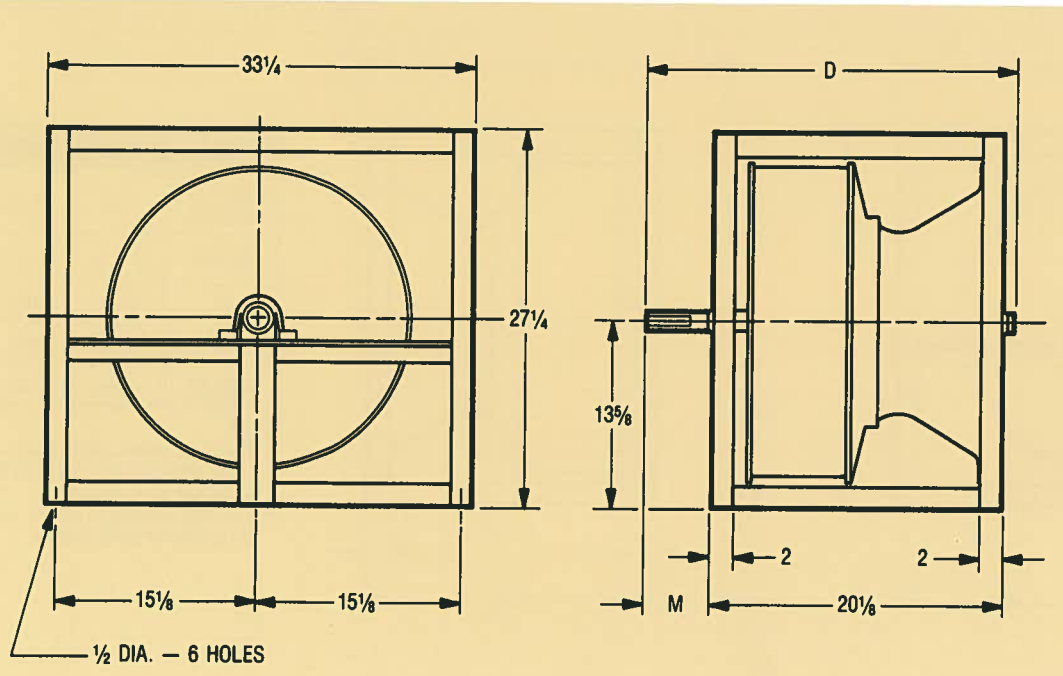
- Dimensions shown are for Class I and II only. Refer to factory for Class III.
- Do not use for construction.
- For vertical application, refer to your Chicago Blower Sales Engineer.

CLASS I RPM	2427
CLASS II RPM	3165

CFM	1/4" SP		1/2" SP		1" SP		1 1/2" SP		2" SP		2 1/2" SP		3" SP		3 1/2" SP		4" SP		4 1/2" SP	
	RPM	BHP	RPM	BHP	RPM	BHP	RPM	BHP	RPM	BHP	RPM	BHP	RPM	BHP	RPM	BHP	RPM	BHP	RPM	BHP
1500	567	0.10	700	0.19	924	0.40	1174	0.89	1319	1.19										
2300	726	0.19	834	0.32	1017	0.59	1290	1.21	1415	1.59	1532	1.99	1643	2.39	1750	2.81	1854	3.24	1955	3.71
3100	905	0.35	994	0.51	1151	0.84	1290	1.21	1415	1.59	1532	1.99	1643	2.39	1750	2.81	1854	3.24	1955	3.71
3900	1094	0.59	1169	0.78	1305	1.18	1429	1.60	1543	2.05	1649	2.52	1749	3.01	1844	3.50	1935	4.01	2024	4.51
4700	1288	0.92	1354	1.15	1473	1.62	1583	2.11	1686	2.61	1784	3.14	1877	3.70	1965	4.26	2050	4.84	2131	5.43
5500	1485	1.38	1543	1.64	1650	2.19	1749	2.74	1842	3.31	1932	3.90	2017	4.51	2100	5.14	2180	5.78	2256	6.44
6300	1685	1.98	1737	2.28	1833	2.89	1923	3.52	2009	4.16	2090	4.81	2170	5.48	2246	6.16	2320	6.87	2392	7.58
7200	1912	2.85	1958	3.19	2045	3.89	2126	4.60	2204	5.32	2279	6.05	2352	6.79	2422	7.54	2491	8.31	2557	9.09
8100	2139	3.95	2181	4.34	2260	5.12	2335	5.91	2407	6.71	2476	7.52	2542	8.34	2608	9.17	2671	10.01	2733	10.86
9000	2368	5.33	2406	5.75	2478	6.61	2547	7.48	2614	8.37	2678	9.26	2740	10.16	2801	11.06	2860	11.98	2918	12.91
10000	2623	7.19	2657	7.67	2723	8.62	2787	9.58	2848	10.56	2908	11.54	2965	12.52	3022	13.52	3077	14.53	3131	15.54
11000	2879	9.47	2910	9.99	2971	11.03	3030	12.09	3087	13.15	3142	14.22								

CFM	5" SP		5 1/2" SP		6" SP		6 1/2" SP		7" SP		7 1/2" SP		8" SP		8 1/2" SP		9" SP		9 1/2" SP	
	RPM	BHP	RPM	BHP	RPM	BHP	RPM	BHP	RPM	BHP	RPM	BHP	RPM	BHP	RPM	BHP	RPM	BHP	RPM	BHP
3600	2083	4.68	2172	5.19	2259	5.73	2367	6.79	2446	7.37	2524	7.97								
4000	2121	5.15	2204	5.68	2286	6.23	2367	6.79	2446	7.37	2524	7.97								
4500	2181	5.78	2260	6.36	2336	6.95	2411	7.54	2485	8.14	2558	8.75	2630	9.37	2701	10.02	2772	10.68	2841	11.36
5000	2253	6.42	2327	7.06	2399	7.70	2470	8.35	2540	9.00	2608	9.65	2676	10.31	2743	10.97	2809	11.65	2874	12.33
5500	2330	7.11	2402	7.79	2471	8.48	2539	9.18	2605	9.88	2670	10.59	2734	11.30	2797	12.02	2860	12.73	2922	13.46
6000	2412	7.85	2481	8.57	2549	9.31	2614	10.05	2678	10.80	2741	11.56	2802	12.32	2862	13.09	2922	13.86	2980	14.64
6500	2497	8.65	2564	9.41	2630	10.18	2694	10.97	2756	11.76	2817	12.57	2876	13.38	2934	14.20	2992	15.02	3048	15.85
7000	2586	9.52	2651	10.31	2715	11.13	2777	11.95	2837	12.79	2896	13.64	2954	14.49	3011	15.35	3067	16.22	3121	17.10
7500	2679	10.47	2741	11.30	2803	12.15	2863	13.01	2922	13.88	2979	14.77	3036	15.67	3091	16.57	3146	17.48		
8000	2775	11.50	2835	12.37	2894	13.25	2952	14.15	3009	15.06	3065	15.98	3120	16.92						
8500	2874	12.63	2932	13.53	2989	14.45	3045	15.38	3100	16.33	3154	17.28								
9000	2975	13.84	3031	14.79	3086	15.74	3140	16.71												

Performance shown is for installation type A - Free inlet, Free outlet. Power rating (BHP) does not include drive losses. Performance ratings do not include the effects of appurtenances in the airstream.



200	CLASS I	CLASS II
SHAFT at BEARING	1 1/16	1 7/16
KEYWAY	1/4 x 1/8	3/8 x 3/16
D	26 5/8	27 1/4
M	6 1/16	6 3/16
WEIGHT	122	129

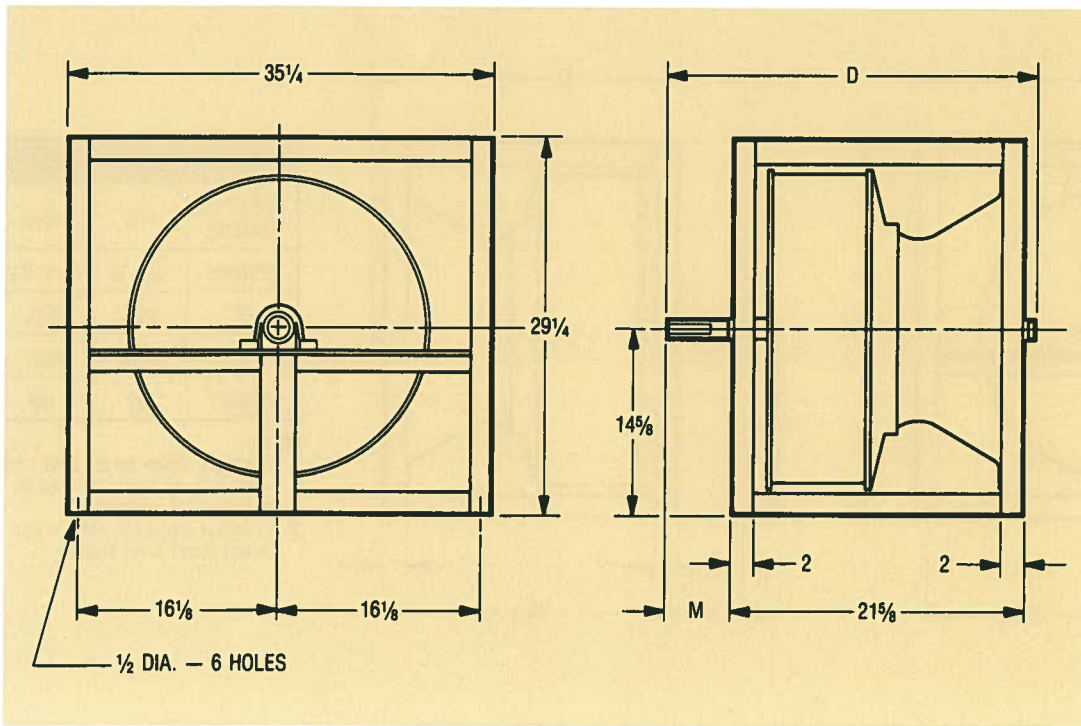
- NOTES:**
- Dimensions shown are for Class I and II only. Refer to factory for Class III.
 - Do not use for construction.
 - For vertical application, refer to your Chicago Blower Sales Engineer.

CLASS I RPM	2268
CLASS II RPM	2959

CFM	1/4" SP		1/2" SP		1" SP		1 1/2" SP		2" SP		2 1/2" SP		3" SP		3 1/2" SP		4" SP		4 1/2" SP	
	RPM	BHP	RPM	BHP	RPM	BHP	RPM	BHP	RPM	BHP	RPM	BHP	RPM	BHP	RPM	BHP	RPM	BHP	RPM	BHP
1700	495	0.11	616	0.21																
2800	652	0.23	751	0.38	916	0.70	1053	1.02	1188	1.39	1319	1.82								
3900	833	0.44	912	0.64	1054	1.05	1180	1.50	1288	1.93	1387	2.37	1483	2.84	1580	3.34	1678	3.90	1773	4.48
5000	1025	0.78	1091	1.02	1211	1.53	1321	2.06	1424	2.63	1518	3.20	1604	3.76	1685	4.31	1762	4.88	1837	5.46
6100	1223	1.27	1279	1.56	1383	2.16	1480	2.79	1571	3.44	1658	4.11	1741	4.80	1819	5.50	1893	6.19	1962	6.87
7200	1425	1.96	1473	2.29	1564	2.99	1650	3.71	1732	4.45	1811	5.21	1886	5.99	1959	6.79	2030	7.60	2098	8.43
8300	1628	2.88	1671	3.26	1752	4.04	1830	4.85	1904	5.69	1975	6.55	2044	7.41	2111	8.30	2176	9.20	2240	10.11
9400	1833	4.06	1871	4.49	1945	5.36	2015	6.27	2082	7.20	2148	8.14	2211	9.11	2273	10.08	2333	11.07	2392	12.07
10500	2039	5.54	2074	6.02	2140	6.98	2204	7.98	2266	9.00	2326	10.04	2385	11.10	2442	12.17	2498	13.25	2553	14.35
11600	2246	7.36	2277	7.88	2338	8.94	2397	10.03	2454	11.14	2510	12.27	2565	13.42	2618	14.58	2670	15.76	2721	16.95
12700	2453	9.54	2482	10.11	2538	11.27	2593	12.45	2646	13.65	2698	14.87	2748	16.10	2798	17.36	2847	18.64	2895	19.92
13800	2661	12.13	2688	12.75	2739	14.00	2790	15.27	2840	16.56	2888	17.87	2936	19.20						

CFM	5" SP		5 1/2" SP		6" SP		6 1/2" SP		7" SP		7 1/2" SP		8" SP		8 1/2" SP		9" SP		9 1/2" SP	
	RPM	BHP	RPM	BHP	RPM	BHP	RPM	BHP	RPM	BHP	RPM	BHP	RPM	BHP	RPM	BHP	RPM	BHP	RPM	BHP
4400	1877	5.48	1962	6.13	2045	6.81														
5000	1912	6.06	1987	6.71	2063	7.39	2139	8.10	2215	8.84	2288	9.61	2360	10.38						
5600	1971	6.83	2038	7.48	2105	8.15	2172	8.84	2239	9.57	2307	10.34	2375	11.13	2443	11.95	2509	12.80	2575	13.65
6200	2040	7.70	2104	8.39	2166	9.08	2227	9.79	2288	10.52	2348	11.27	2409	12.05	2469	12.86	2531	13.70	2592	14.56
6800	2114	8.62	2176	9.38	2236	10.13	2294	10.89	2351	11.65	2407	12.42	2463	13.21	2518	14.01	2573	14.84	2628	15.69
7400	2188	9.57	2250	10.41	2310	11.24	2367	12.07	2422	12.89	2476	13.71	2528	14.53	2580	15.36	2632	16.21	2683	17.07
8000	2263	10.54	2325	11.46	2384	12.37	2441	13.28	2495	14.18	2548	15.07	2600	15.96	2650	16.85	2699	17.74	2748	18.63
8700	2354	11.76	2413	12.74	2471	13.73	2528	14.73	2582	15.72	2635	16.72	2686	17.70	2736	18.67	2784	19.64	2831	20.60
9400	2449	13.09	2506	14.12	2562	15.17	2616	16.24	2670	17.31	2722	18.39	2773	19.46	2822	20.54	2870	21.60	2917	22.67
10200	2563	14.77	2617	15.87	2670	16.97	2722	18.10	2773	19.24	2824	20.39	2873	21.55	2922	22.72				
11000	2681	16.64	2732	17.79	2783	18.96	2832	20.15	2881	21.34	2930	22.55								
11800	2802	18.68	2851	19.91	2900	21.15	2947	22.39												

Performance shown is for installation type A - Free inlet, Free outlet. Power rating (BHP) does not include drive losses. Performance ratings do not include the effects of appurtenances in the airstream.



	CLASS I	CLASS II
SHAFT at BEARING	1 ³ / ₁₆	1 ¹ / ₁₆
KEYWAY	1/4 x 1/8	3/8 x 3/16
D	28 ³ / ₈	29 ⁵ / ₈
M	6 ¹ / ₁₆	6 ⁷ / ₈
WEIGHT	139	147

NOTES:

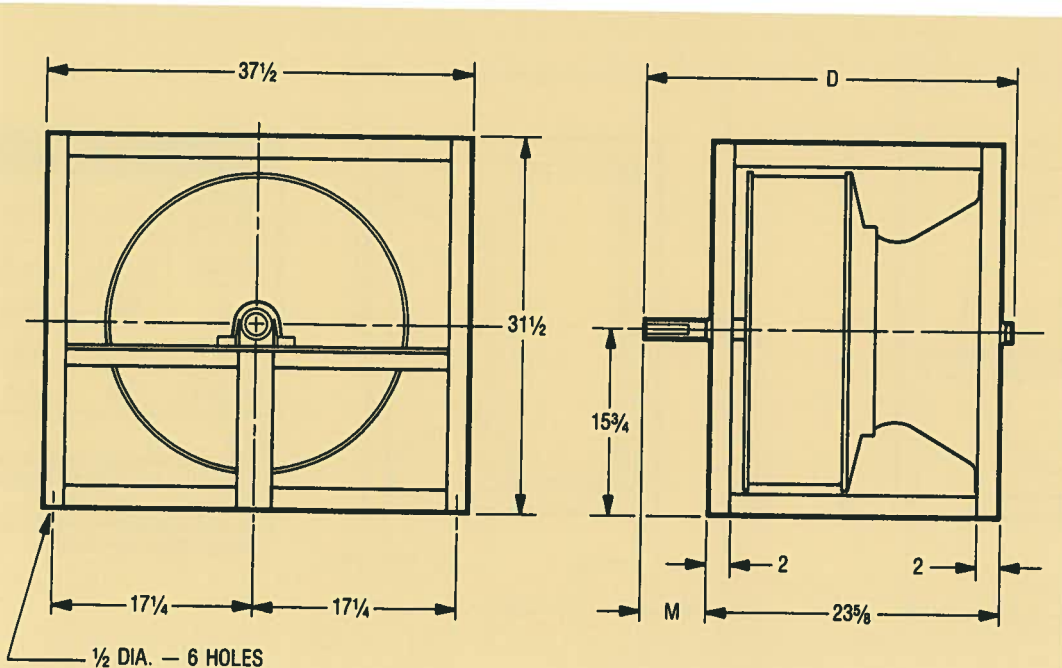
- Dimensions shown are for Class I and II only. Refer to factory for Class III.
- Do not use for construction.
- For vertical application, refer to your Chicago Blower Sales Engineer.

CLASS I RPM	1986
CLASS II RPM	2590

CFM	1/4" SP		1/2" SP		1" SP		1 1/2" SP		2" SP		2 1/2" SP		3" SP		3 1/2" SP		4" SP		4 1/2" SP	
	RPM	BHP	RPM	BHP	RPM	BHP	RPM	BHP	RPM	BHP	RPM	BHP	RPM	BHP	RPM	BHP	RPM	BHP	RPM	BHP
1800	414	0.11	538	0.22																
3200	550	0.23	642	0.40	797	0.76	934	1.15	1065	1.60										
4600	713	0.47	786	0.68	915	1.15	1031	1.66	1132	2.17	1228	2.71	1324	3.30	1418	3.93	1508	4.58		
6000	887	0.84	947	1.12	1056	1.69	1155	2.30	1249	2.95	1336	3.61	1416	4.28	1492	4.96	1565	5.66	1638	6.39
7400	1067	1.41	1118	1.74	1212	2.43	1299	3.14	1381	3.89	1459	4.66	1534	5.47	1606	6.28	1674	7.10	1739	7.92
8800	1251	2.21	1295	2.60	1377	3.40	1454	4.22	1527	5.07	1597	5.94	1665	6.85	1730	7.77	1794	8.73	1856	9.69
10200	1437	3.29	1475	3.74	1548	4.66	1618	5.59	1684	6.54	1747	7.52	1809	8.52	1868	9.55	1926	10.60	1983	11.67
11600	1624	4.69	1658	5.20	1724	6.23	1786	7.29	1847	8.35	1905	9.44	1961	10.54	2016	11.66	2069	12.81	2122	13.98
13000	1812	6.45	1843	7.02	1902	8.18	1959	9.35	2015	10.53	2068	11.73	2121	12.94	2171	14.17	2221	15.42	2269	16.68
14400	2001	8.63	2029	9.26	2083	10.53	2135	11.82	2186	13.12	2236	14.43	2285	15.76	2332	17.10	2378	18.45	2424	19.82
15800	2190	11.26	2216	11.95	2265	13.34	2314	14.75	2361	16.17	2407	17.60	2453	19.04	2497	20.49	2540	21.95	2583	23.43
17200	2380	14.39	2403	15.14	2449	16.65	2494	18.17	2538	19.71	2582	21.26								

CFM	5" SP		5 1/2" SP		6" SP		6 1/2" SP		7" SP		7 1/2" SP		8" SP		8 1/2" SP		9" SP		9 1/2" SP	
	RPM	BHP	RPM	BHP	RPM	BHP	RPM	BHP	RPM	BHP	RPM	BHP	RPM	BHP	RPM	BHP	RPM	BHP	RPM	BHP
5500	1694	6.71	1770	7.49	1843	8.28														
6200	1720	7.36	1791	8.17	1861	9.01	1930	9.87	1997	10.75	2062	11.64								
6900	1763	8.13	1826	8.95	1890	9.80	1954	10.69	2017	11.61	2080	12.55	2142	13.51	2202	14.48	2262	15.47	2319	16.47
7600	1816	9.01	1876	9.87	1934	10.75	1992	11.64	2049	12.57	2107	13.53	2165	14.51	2223	15.52	2280	16.56	2336	17.61
8300	1874	9.96	1932	10.88	1988	11.81	2042	12.74	2096	13.70	2148	14.67	2201	15.66	2254	16.68	2307	17.73	2360	18.81
9000	1933	10.95	1990	11.94	2045	12.94	2098	13.94	2150	14.94	2200	15.96	2250	16.98	2299	18.03	2347	19.09	2396	20.17
9700	1994	11.98	2050	13.05	2104	14.12	2157	15.19	2207	16.27	2256	17.34	2305	18.42	2351	19.51	2398	20.61	2444	21.73
10400	2057	13.08	2111	14.21	2164	15.34	2216	16.49	2266	17.64	2315	18.79	2362	19.94	2408	21.09	2453	22.25	2498	23.42
11200	2133	14.44	2185	15.62	2236	16.82	2286	18.04	2335	19.26	2383	20.50	2429	21.73	2475	22.97	2520	24.22	2563	25.46
12000	2213	15.93	2262	17.16	2311	18.42	2359	19.69	2406	20.98	2453	22.29	2498	23.60	2543	24.92	2587	26.24		
12800	2296	17.54	2343	18.84	2390	20.15	2435	21.48	2481	22.82	2525	24.19	2570	25.56						
13600	2381	19.30	2426	20.65	2471	22.02	2515	23.40	2559	24.80										

Performance shown is for installation type A - Free inlet, Free outlet. Power rating (BHP) does not include drive losses. Performance ratings do not include the effects of appurtenances in the airstream.



245	CLASS I	CLASS II
SHAFT at BEARING	1 ¹ / ₁₆	1 ¹ / ₁₆
KEYWAY	1/4 x 1/8	3/8 x 3/16
D	30 ³ / ₁₆	31 ³ / ₁₆
M	6 ¹ / ₁₆	6 ⁷ / ₁₆
WEIGHT	158	166

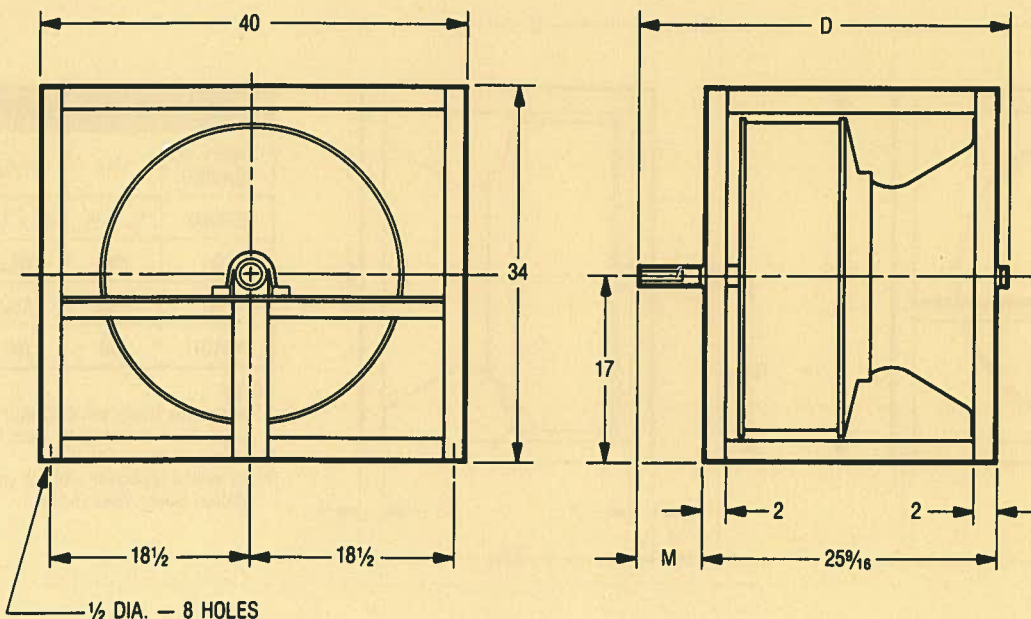
- NOTES:**
1. Dimensions shown are for Class I and II only. Refer to factory for Class III.
 2. Do not use for construction.
 3. For vertical application, refer to your Chicago Blower Sales Engineer.

CLASS I RPM	1804
CLASS II RPM	2353

CFM	1/4" SP		1/2" SP		1" SP		1 1/2" SP		2" SP		2 1/2" SP		3" SP		3 1/2" SP		4" SP		4 1/2" SP	
	RPM	BHP	RPM	BHP	RPM	BHP	RPM	BHP	RPM	BHP	RPM	BHP	RPM	BHP	RPM	BHP	RPM	BHP	RPM	BHP
2400	396	0.15	500	0.29																
3900	514	0.29	597	0.49	733	0.93	857	1.41	979	1.98										
5400	651	0.55	716	0.80	836	1.36	938	1.95	1030	2.56	1119	3.22	1210	3.94	1299	4.71				
6900	797	0.95	851	1.26	951	1.92	1044	2.64	1129	3.39	1207	4.16	1279	4.93	1349	5.73	1418	6.57	1489	7.47
8400	947	1.53	994	1.91	1080	2.68	1161	3.50	1239	4.37	1311	5.27	1379	6.19	1443	7.12	1505	8.05	1563	9.00
9900	1099	2.33	1141	2.77	1217	3.67	1288	4.59	1357	5.56	1424	6.58	1488	7.63	1549	8.69	1607	9.77	1662	10.86
11400	1253	3.39	1291	3.90	1360	4.93	1424	5.97	1485	7.04	1545	8.15	1603	9.30	1660	10.49	1716	11.70	1769	12.92
12900	1409	4.74	1442	5.32	1505	6.49	1564	7.66	1620	8.84	1674	10.05	1727	11.29	1779	12.58	1830	13.90	1881	15.25
14400	1565	6.44	1595	7.08	1653	8.39	1707	9.69	1759	10.99	1809	12.32	1857	13.66	1905	15.04	1952	16.45	1999	17.90
15900	1722	8.51	1750	9.22	1803	10.66	1853	12.10	1902	13.54	1948	14.98	1993	16.44	2037	17.92	2080	19.43	2123	20.96
17400	1879	11.00	1905	11.78	1954	13.35	2001	14.92	2046	16.50	2090	18.07	2132	19.65	2173	21.24	2214	22.86	2254	24.50
18900	2037	13.94	2060	14.79	2106	16.49	2151	18.20	2193	19.91	2234	21.62	2274	23.33	2313	25.05	2351	26.78		

CFM	5" SP		5 1/2" SP		6" SP		6 1/2" SP		7" SP		7 1/2" SP		8" SP		8 1/2" SP		9" SP		9 1/2" SP	
	RPM	BHP	RPM	BHP	RPM	BHP	RPM	BHP	RPM	BHP	RPM	BHP	RPM	BHP	RPM	BHP	RPM	BHP	RPM	BHP
6700	1557	8.25	1628	9.23	1695	10.21														
7500	1577	8.96	1643	9.96	1708	11.01	1773	12.08	1835	13.18	1896	14.28								
8300	1615	9.84	1673	10.84	1731	11.88	1790	12.97	1849	14.11	1908	15.28	1966	16.47	2023	17.68	2078	18.90		
9200	1670	10.99	1723	12.03	1775	13.10	1827	14.19	1880	15.32	1932	16.49	1986	17.70	2039	18.96	2092	20.25	2145	21.56
10100	1729	12.23	1781	13.35	1830	14.48	1879	15.62	1927	16.78	1975	17.97	2022	19.18	2070	20.43	2117	21.71	2166	23.04
11000	1792	13.55	1842	14.76	1890	15.97	1937	17.19	1983	18.42	2028	19.66	2072	20.91	2116	22.18	2159	23.48	2203	24.81
11900	1856	14.95	1905	16.24	1952	17.54	1998	18.85	2043	20.17	2086	21.49	2129	22.81	2171	24.15	2212	25.49	2253	26.85
12800	1922	16.44	1970	17.81	2016	19.20	2061	20.59	2105	21.99	2147	23.40	2189	24.82	2230	26.24	2270	27.65	2309	29.09
13700	1990	18.05	2037	19.49	2082	20.96	2126	22.43	2168	23.92	2210	25.41	2251	26.91	2291	28.42	2330	29.93		
14600	2061	19.78	2105	21.30	2149	22.83	2192	24.38	2234	25.95	2275	27.52	2315	29.10						
15500	2133	21.66	2176	23.23	2218	24.84	2260	26.46	2301	28.10	2341	29.75								
16400	2208	23.69	2249	25.33	2290	26.99	2330	28.68												

Performance shown is for installation type A - Free inlet, Free outlet. Power rating (BHP) does not include drive losses. Performance ratings do not include the effects of appurtenances in the airstream.



270	CLASS I	CLASS II
SHAFT at BEARING	17/16	11 1/16
KEYWAY	3/8 x 3/16	3/8 x 3/16
D	33 3/16	33 3/16
M	6 1/16	6 7/8
WEIGHT	194	204

NOTES:

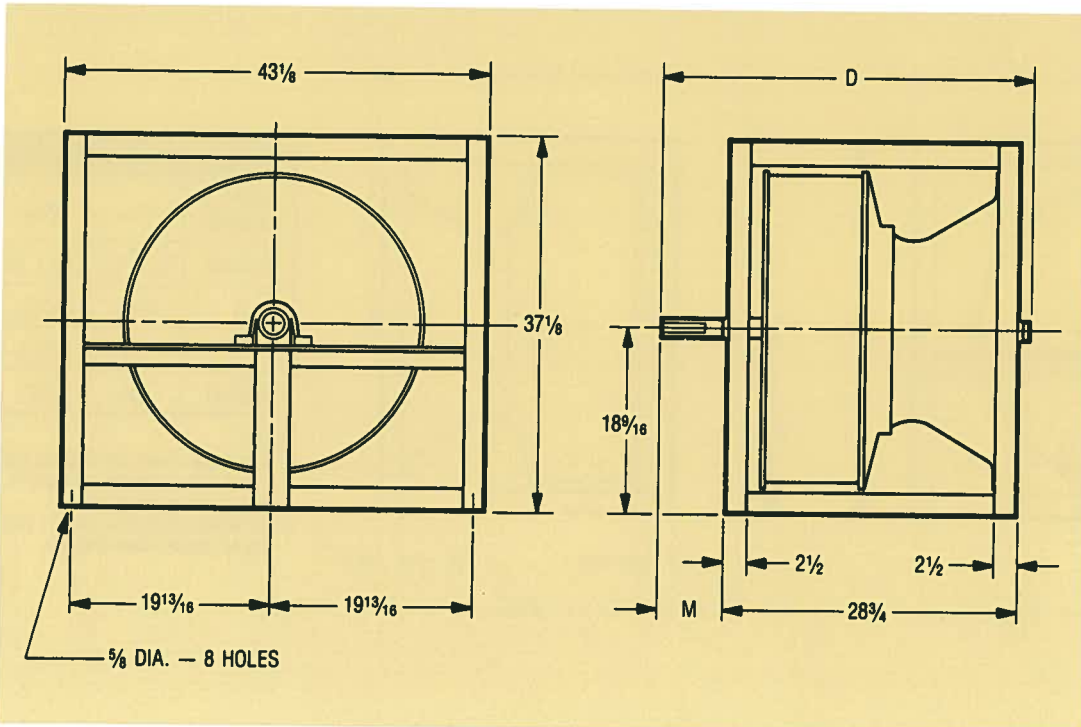
1. Dimensions shown are for Class I and II only. Refer to factory for Class III.
2. Do not use for construction.
3. For vertical application, refer to your Chicago Blower Sales Engineer.

CLASS I RPM	1657
CLASS II RPM	2161

CFM	1/4" SP		1/2" SP		1" SP		1 1/2" SP		2" SP		2 1/2" SP		3" SP		3 1/2" SP		4" SP		4 1/2" SP	
	RPM	BHP	RPM	BHP	RPM	BHP	RPM	BHP	RPM	BHP	RPM	BHP	RPM	BHP	RPM	BHP	RPM	BHP	RPM	BHP
2800	349	0.17	449	0.34																
4800	460	0.36	535	0.60	663	1.14	776	1.73	883	2.39										
6800	591	0.69	651	1.02	757	1.71	852	2.45	938	3.22	1018	4.04	1097	4.91	1175	5.82	1249	6.78	1320	7.77
8800	731	1.24	781	1.64	870	2.48	953	3.38	1030	4.32	1101	5.28	1169	6.27	1233	7.29	1295	8.35	1356	9.44
10800	876	2.04	918	2.52	995	3.53	1067	4.58	1135	5.67	1200	6.80	1262	7.95	1321	9.13	1378	10.33	1432	11.54
12800	1023	3.17	1059	3.74	1128	4.90	1192	6.10	1252	7.35	1311	8.63	1367	9.95	1421	11.29	1474	12.65	1525	14.03
14800	1172	4.68	1204	5.33	1265	6.66	1322	8.02	1377	9.42	1430	10.85	1481	12.32	1531	13.82	1579	15.35	1627	16.89
16800	1322	6.64	1350	7.37	1405	8.86	1458	10.39	1508	11.94	1556	13.53	1603	15.14	1649	16.79	1693	18.47	1737	20.18
18800	1472	9.09	1498	9.91	1548	11.57	1596	13.26	1642	14.97	1687	16.72	1730	18.49	1772	20.29	1814	22.12	1854	23.97
20800	1624	12.11	1647	13.02	1693	14.84	1737	16.70	1780	18.58	1821	20.48	1861	22.41	1901	24.36	1939	26.34	1977	28.34
22800	1775	15.76	1797	16.74	1839	18.74	1880	20.76	1920	22.80	1958	24.87	1996	26.95	2033	29.07	2069	31.20	2104	33.36
24800	1927	20.08	1947	21.15	1987	23.31	2025	25.50	2062	27.71	2098	29.94	2133	32.19						

CFM	5" SP		5 1/2" SP		6" SP		6 1/2" SP		7" SP		7 1/2" SP		8" SP		8 1/2" SP		9" SP		9 1/2" SP	
	RPM	BHP	RPM	BHP	RPM	BHP	RPM	BHP	RPM	BHP	RPM	BHP	RPM	BHP	RPM	BHP	RPM	BHP	RPM	BHP
8000	1402	9.82	1465	10.95	1526	12.11														
9000	1422	10.78	1481	11.96	1540	13.17	1597	14.42	1652	15.69	1707	17.00	1759	18.33						
10000	1453	11.85	1508	13.07	1562	14.34	1615	15.63	1668	16.96	1720	18.32	1772	19.70	1822	21.12	1871	22.56	1919	24.02
11000	1493	13.04	1544	14.32	1594	15.64	1643	16.98	1692	18.35	1741	19.76	1790	21.20	1838	22.66	1885	24.16	1932	25.67
12000	1537	14.33	1586	15.68	1634	17.06	1680	18.46	1726	19.89	1771	21.35	1816	22.83	1861	24.35	1906	25.89	1951	27.46
13000	1584	15.72	1631	17.15	1677	18.61	1722	20.07	1766	21.57	1809	23.08	1852	24.62	1894	26.19	1935	27.77	1977	29.39
14000	1632	17.20	1678	18.72	1723	20.25	1767	21.80	1810	23.37	1851	24.95	1892	26.56	1932	28.18	1972	29.83	2011	31.50
15000	1683	18.78	1728	20.38	1771	22.00	1814	23.63	1856	25.28	1896	26.94	1936	28.62	1975	30.31	2014	32.03	2051	33.76
16000	1736	20.48	1779	22.16	1821	23.86	1863	25.57	1903	27.30	1943	29.04	1982	30.80	2020	32.58	2058	34.37	2095	36.17
17200	1802	22.66	1843	24.44	1884	26.24	1924	28.05	1963	29.88	2002	31.72	2040	33.58	2077	35.45	2113	37.34	2149	39.24
18400	1871	25.02	1910	26.90	1949	28.80	1988	30.71	2026	32.64	2063	34.58	2099	36.54	2135	38.51				
19600	1942	27.59	1980	29.56	2017	31.55	2054	33.56	2090	35.59	2126	37.63								

Performance shown is for installation type A - Free inlet, Free outlet. Power rating (BHP) does not include drive losses. Performance ratings do not include the effects of appurtenances in the airstream.



	300	CLASS I	CLASS II
SHAFT at BEARING		1 7/16	2 3/16
KEYWAY		3/8 x 3/16	1/2 x 1/4
D		35 3/8	37 9/16
M		6 3/16	7 13/16
WEIGHT		254	267

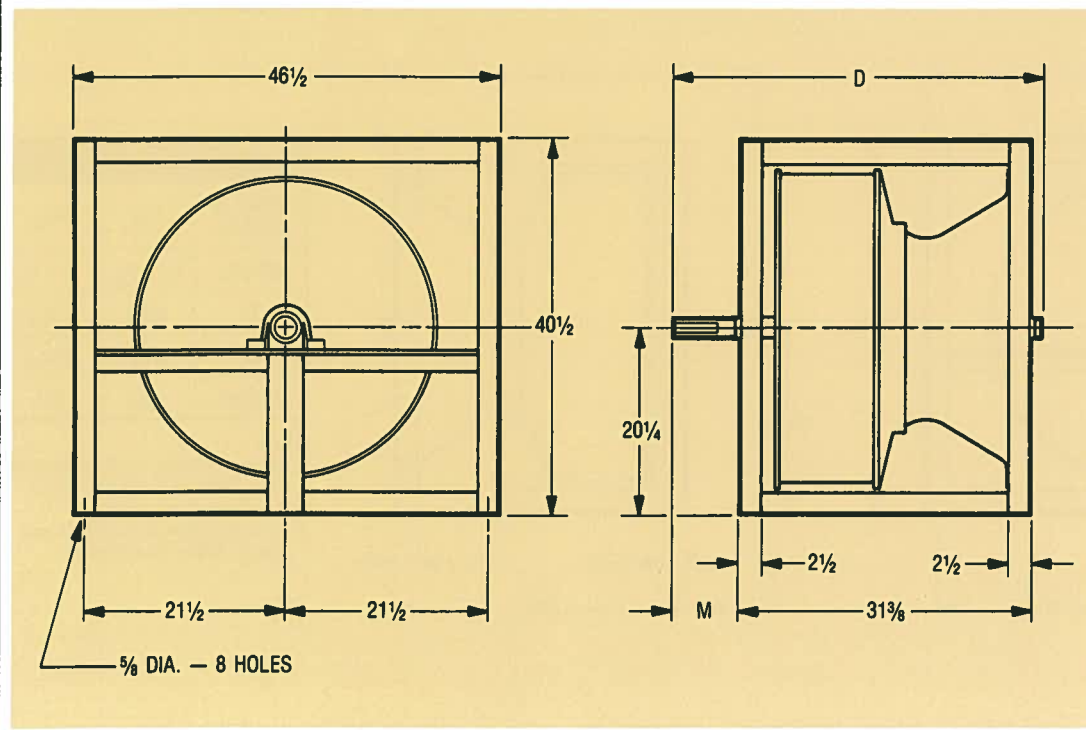
- NOTES:**
- Dimensions shown are for Class I and II only. Refer to factory for Class III.
 - Do not use for construction.
 - For vertical application, refer to your Chicago Blower Sales Engineer.

CLASS I RPM	1387
CLASS II RPM	1810

CFM	1/4" SP		1/2" SP		1" SP		1 1/2" SP		2" SP		2 1/2" SP		3" SP		3 1/2" SP		4" SP		4 1/2" SP	
	RPM	BHP	RPM	BHP	RPM	BHP	RPM	BHP	RPM	BHP	RPM	BHP	RPM	BHP	RPM	BHP	RPM	BHP	RPM	BHP
3100	303	0.18	402	0.38	556	0.86														
5500	395	0.39	466	0.67	585	1.29	698	2.02	799	2.83	886	3.66	964	4.52						
7900	508	0.75	565	1.13	663	1.93	752	2.80	831	3.70	909	4.68	988	5.77	1063	6.92	1132	8.09	1195	9.26
10300	629	1.34	676	1.81	760	2.80	835	3.84	907	4.96	974	6.10	1035	7.25	1095	8.43	1155	9.70	1216	11.06
12700	755	2.22	795	2.78	869	3.98	934	5.20	996	6.46	1056	7.79	1114	9.19	1169	10.59	1221	12.00	1271	13.41
15100	884	3.47	918	4.12	982	5.50	1043	6.94	1098	8.38	1151	9.86	1202	11.39	1252	12.99	1302	14.64	1349	16.31
17500	1015	5.15	1044	5.89	1101	7.44	1155	9.08	1207	10.75	1255	12.42	1301	14.11	1346	15.84	1390	17.62	1434	19.46
19900	1146	7.34	1172	8.17	1223	9.89	1272	11.71	1320	13.58	1365	15.49	1408	17.38	1449	19.29	1489	21.22	1529	23.19
22400	1284	10.22	1307	11.15	1352	13.05	1397	15.04	1440	17.11	1482	19.23	1523	21.37	1562	23.51	1600	25.64	1636	27.79
24900	1422	13.80	1443	14.82	1484	16.92	1525	19.09	1564	21.33	1603	23.64	1641	25.99	1678	28.36	1714	30.75	1749	33.12
27400	1561	18.16	1580	19.27	1618	21.56	1655	23.91	1691	26.33	1727	28.82	1762	31.36	1797	33.94				
29900	1700	23.36	1717	24.58	1752	27.05	1786	29.59												

CFM	5" SP		5 1/2" SP		6" SP		6 1/2" SP		7" SP		7 1/2" SP		8" SP		8 1/2" SP		9" SP		9 1/2" SP	
	RPM	BHP	RPM	BHP	RPM	BHP	RPM	BHP	RPM	BHP	RPM	BHP	RPM	BHP	RPM	BHP	RPM	BHP	RPM	BHP
7400	1248	10.00	1304	11.18	1359	12.39														
8800	1265	11.27	1322	12.58	1376	13.91	1427	15.25	1477	16.62	1525	18.01	1572	19.43	1617	20.88				
10200	1275	12.42	1334	13.89	1390	15.39	1444	16.90	1494	18.41	1543	19.93	1589	21.47	1634	23.02	1678	24.59	1720	26.19
11600	1293	13.64	1347	15.15	1401	16.73	1454	18.37	1506	20.05	1556	21.75	1604	23.46	1650	25.18	1695	26.90	1737	28.63
13000	1328	15.22	1375	16.72	1422	18.29	1470	19.93	1518	21.64	1566	23.42	1614	25.26	1661	27.12	1706	29.02	1751	30.92
14400	1372	17.03	1416	18.63	1459	20.24	1502	21.89	1544	23.59	1587	25.35	1630	27.18	1674	29.07	1717	31.03	1761	33.04
15800	1418	18.94	1462	20.69	1503	22.43	1544	24.18	1584	25.94	1623	27.74	1661	29.56	1700	31.44	1739	33.37	1778	35.36
17300	1470	21.06	1512	22.97	1553	24.88	1593	26.80	1632	28.70	1669	30.62	1706	32.54	1741	34.47	1777	36.44		
18800	1525	23.35	1565	25.37	1605	27.42	1644	29.49	1682	31.58	1719	33.66	1754	35.74	1789	37.81				
20300	1584	25.91	1622	28.00	1659	30.14	1696	32.32	1733	34.54	1769	36.78	1805	39.03						
21800	1646	28.75	1682	30.92	1717	33.13	1752	35.39	1787	37.70										
23300	1711	31.87	1745	34.14	1779	36.44														

Performance shown is for installation type A - Free inlet, Free outlet. Power rating (BHP) does not include drive losses. Performance ratings do not include the effects of appurtenances in the airstream.



330	CLASS I	CLASS II
SHAFT at BEARING	1 1/16	2 3/16
KEYWAY	3/8 x 3/16	1/2 x 1/4
D	38 3/8	40 3/16
M	6 3/8	7 1/16
WEIGHT	368	387

NOTES:

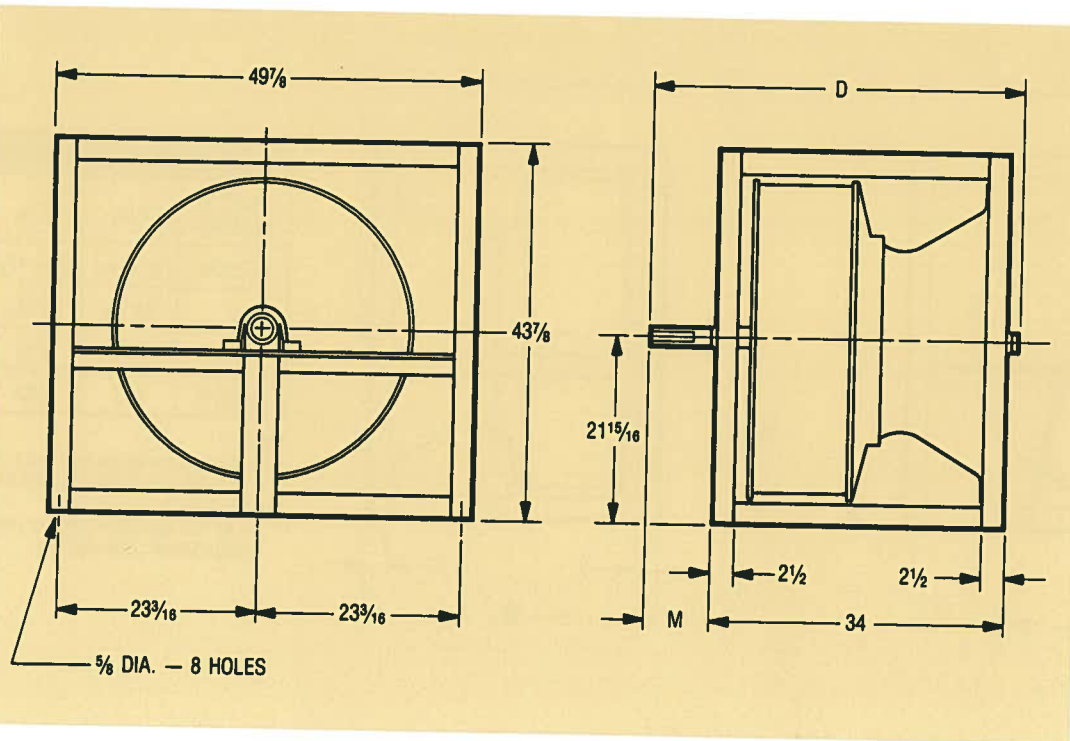
1. Dimensions shown are for Class I and II only. Refer to factory for Class III.
2. Do not use for construction.
3. For vertical application, refer to your Chicago Blower Sales Engineer.

CLASS I RPM	1275
CLASS II RPM	1663

CFM	1/4" SP		1/2" SP		1" SP		1 1/2" SP		2" SP		2 1/2" SP		3" SP		3 1/2" SP		4" SP		4 1/2" SP	
	RPM	BHP	RPM	BHP	RPM	BHP	RPM	BHP	RPM	BHP	RPM	BHP	RPM	BHP	RPM	BHP	RPM	BHP	RPM	BHP
3700	275	0.22	368	0.46	507	1.03														
6500	359	0.46	423	0.79	531	1.52	638	2.42	731	3.40	809	4.38	879	5.41	944	6.49				
9300	459	0.87	511	1.32	601	2.27	680	3.29	753	4.34	828	5.54	903	6.90	973	8.30	1035	9.69	1092	11.08
12100	567	1.54	610	2.10	687	3.27	756	4.51	821	5.82	881	7.14	937	8.48	993	9.89	1050	11.44	1108	13.13
14900	679	2.53	715	3.20	784	4.60	845	6.05	901	7.56	956	9.14	1008	10.76	1057	12.38	1104	14.01	1150	15.67
17700	793	3.92	825	4.70	885	6.33	941	8.01	992	9.73	1040	11.51	1087	13.33	1133	15.21	1177	17.13	1220	19.06
20500	909	5.79	937	6.68	990	8.53	1041	10.44	1088	12.39	1133	14.38	1176	16.41	1217	18.49	1257	20.61	1297	22.78
23300	1025	8.20	1050	9.21	1098	11.29	1144	13.42	1188	15.60	1230	17.82	1270	20.08	1308	22.36	1345	24.68	1381	27.04
26100	1143	11.25	1165	12.37	1209	14.67	1250	17.03	1291	19.43	1330	21.88	1368	24.37	1404	26.88	1439	29.42	1473	31.99
28900	1261	14.99	1281	16.23	1321	18.76	1359	21.34	1397	23.97	1433	26.64	1468	29.35	1503	32.10	1536	34.87	1568	37.66
31700	1379	19.51	1398	20.87	1434	23.62	1470	26.42	1504	29.28	1538	32.17	1571	35.11	1604	38.08				
34500	1498	24.88	1515	26.35	1549	29.33	1582	32.37	1614	35.44	1645	38.56								

CFM	5" SP		5 1/2" SP		6" SP		6 1/2" SP		7" SP		7 1/2" SP		8" SP		8 1/2" SP		9" SP		9 1/2" SP	
	RPM	BHP	RPM	BHP	RPM	BHP	RPM	BHP	RPM	BHP	RPM	BHP	RPM	BHP	RPM	BHP	RPM	BHP	RPM	BHP
9000	1142	12.20	1192	13.62	1241	15.08	1288	16.58												
10800	1160	13.90	1213	15.51	1261	17.13	1308	18.76	1353	20.42	1396	22.10	1437	23.82	1478	25.57	1518	27.35	1556	29.17
12600	1167	15.26	1223	17.13	1275	19.03	1325	20.93	1372	22.81	1416	24.69	1458	26.57	1499	28.47	1538	30.38	1576	32.31
14400	1185	16.83	1233	18.65	1282	20.60	1331	22.65	1380	24.78	1427	26.95	1472	29.12	1515	31.28	1556	33.43	1596	35.58
16200	1223	18.98	1265	20.80	1306	22.68	1348	24.65	1391	26.71	1434	28.90	1478	31.19	1521	33.56	1564	35.97	1606	38.40
18000	1268	21.41	1308	23.37	1346	25.35	1384	27.35	1421	29.40	1458	31.51	1496	33.70	1534	35.98	1573	38.37	1612	40.86
19800	1316	23.96	1354	26.12	1392	28.28	1428	30.44	1463	32.60	1497	34.79	1531	37.01	1565	39.27	1599	41.59	1633	43.97
21600	1366	26.67	1403	28.99	1439	31.34	1474	33.69	1509	36.05	1542	38.40	1575	40.77	1606	43.13	1638	45.52		
23400	1420	29.62	1455	32.07	1489	34.56	1523	37.09	1557	39.63	1589	42.18	1621	44.73	1652	47.29				
25200	1477	32.86	1510	35.43	1542	38.05	1575	40.70	1607	43.39	1638	46.11								
27100	1539	36.61	1570	39.32	1601	42.07	1632	44.85	1662	47.67										
29000	1603	40.70	1633	43.56	1663	46.45														

Performance shown is for installation type A - Free inlet, Free outlet. Power rating (BHP) does not include drive losses. Performance ratings do not include the effects of appurtenances in the airstream.



365	CLASS I	CLASS II
SHAFT at BEARING	1 1/16	2 9/16
KEYWAY	3/8 x 3/16	1/2 x 1/4
D	41	42 13/16
M	6 5/8	7 13/16
WEIGHT	410	430

NOTES:

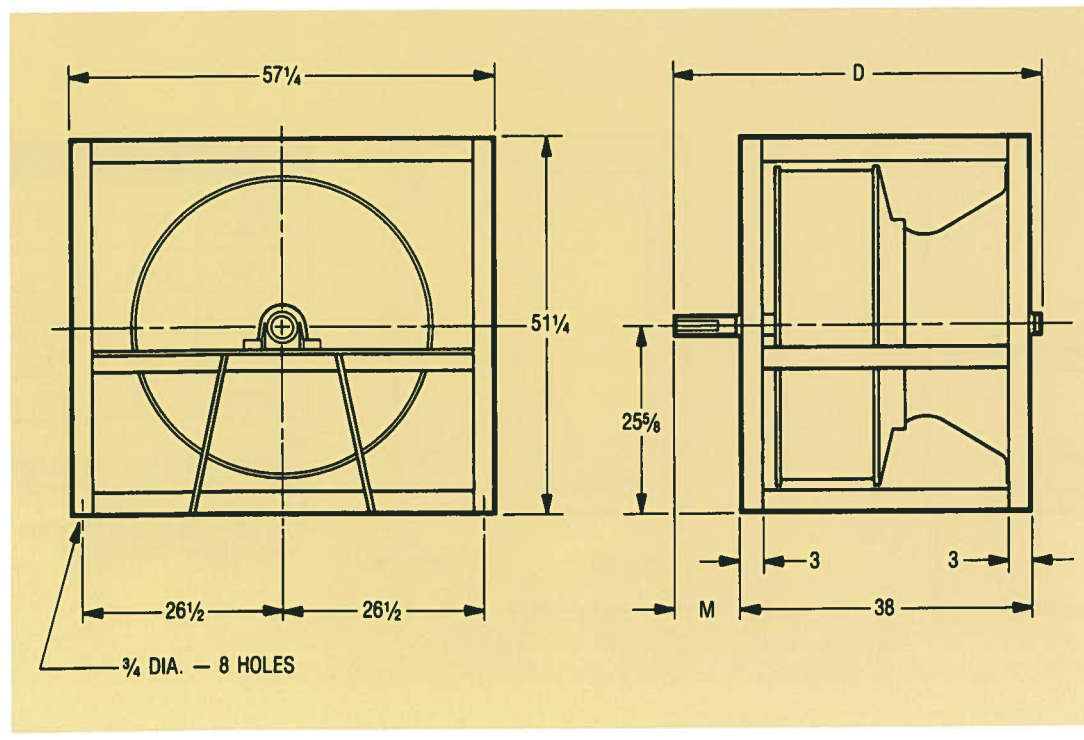
1. Dimensions shown are for Class I and II only. Refer to factory for Class III.
2. Do not use for construction.
3. For vertical application, refer to your Chicago Blower Sales Engineer.

CLASS I RPM	1109
CLASS II RPM	1447

CFM	1/4" SP		1/2" SP		1" SP		1 1/2" SP		2" SP		2 1/2" SP		3" SP		3 1/2" SP		4" SP		4 1/2" SP	
	RPM	BHP	RPM	BHP	RPM	BHP	RPM	BHP	RPM	BHP	RPM	BHP	RPM	BHP	RPM	BHP	RPM	BHP	RPM	BHP
6000	278	0.36	345	0.69	468	1.49	569	2.44	664	4.42	739	5.77	807	7.20	869	8.70	927	10.27	982	11.89
9200	353	0.69	408	1.14	501	2.12	583	3.19	664	4.42	739	5.77	807	7.20	869	8.70	927	10.27	982	11.89
12400	438	1.21	484	1.79	564	3.02	635	4.33	698	5.68	758	7.12	819	8.68	879	10.36	937	12.13	992	13.97
15600	528	2.00	567	2.71	637	4.18	700	5.74	758	7.38	811	9.05	861	10.74	910	12.49	958	14.33	1007	16.28
18800	620	3.11	654	3.97	716	5.71	772	7.49	825	9.36	875	11.31	922	13.30	967	15.31	1009	17.34	1050	19.40
22000	715	4.62	744	5.62	800	7.64	851	9.68	899	11.78	944	13.94	988	16.18	1030	18.47	1071	20.80	1109	23.15
25200	810	6.59	837	7.73	887	10.03	934	12.35	978	14.70	1019	17.10	1060	19.55	1099	22.07	1137	24.65	1173	27.28
28400	906	9.09	930	10.37	976	12.96	1019	15.56	1060	18.18	1099	20.83	1136	23.52	1172	26.26	1207	29.05	1242	31.90
31600	1003	12.18	1025	13.61	1067	16.48	1106	19.36	1144	22.26	1181	25.18	1216	28.13	1250	31.11	1283	34.13	1315	37.20
34800	1101	15.94	1121	17.50	1159	20.66	1196	23.83	1231	27.01	1265	30.21	1298	33.43	1330	36.67	1361	39.94	1392	43.24
38000	1198	20.43	1217	22.13	1252	25.57	1286	29.03	1320	32.49	1352	35.97	1383	39.47	1413	42.98	1443	46.51		
41200	1296	25.71	1313	27.56	1346	31.28	1378	35.02	1409	38.77	1440	42.53								

CFM	5" SP		5 1/2" SP		6" SP		6 1/2" SP		7" SP		7 1/2" SP		8" SP		8 1/2" SP		9" SP		9 1/2" SP	
	RPM	BHP	RPM	BHP	RPM	BHP	RPM	BHP	RPM	BHP	RPM	BHP	RPM	BHP	RPM	BHP	RPM	BHP	RPM	BHP
11000	1039	14.87	1088	16.72	1135	18.63			1229	24.61	1271	26.80	1311	29.03	1350	31.30				
13000	1045	16.31	1095	18.31	1141	20.36	1186	22.46	1229	24.61	1271	26.80	1311	29.03	1350	31.30	1395	36.21	1432	38.71
15000	1052	17.84	1100	19.95	1147	22.12	1192	24.35	1236	26.63	1278	28.96	1318	31.34	1357	33.76	1395	36.21	1432	38.71
17000	1066	19.60	1111	21.76	1155	24.01	1199	26.33	1242	28.72	1283	31.17	1324	33.68	1363	36.22	1401	38.82	1438	41.45
19000	1093	21.74	1132	23.93	1172	26.21	1212	28.57	1252	31.02	1292	33.54	1331	36.13	1369	38.78	1407	41.49	1444	44.25
21000	1128	24.21	1164	26.50	1200	28.85	1236	31.24	1272	33.71	1308	36.26	1344	38.89	1380	41.60	1416	44.37		
23000	1166	26.86	1201	29.33	1235	31.81	1269	34.32	1302	36.88	1334	39.47	1367	42.13	1400	44.86	1432	47.66		
25000	1205	29.65	1240	32.31	1273	34.99	1306	37.67	1337	40.37	1368	43.09	1398	45.84	1429	48.65				
27000	1246	32.61	1280	35.45	1312	38.31	1344	41.19	1375	44.08	1405	46.98	1435	49.90						
29000	1289	35.79	1321	38.78	1353	41.82	1384	44.87	1414	47.95	1444	51.05								
31000	1333	39.23	1364	42.36	1395	45.54	1425	48.76												
33000	1379	42.97	1409	46.23	1439	49.54														

Performance shown is for installation type A - Free inlet, Free outlet. Power rating (BHP) does not include drive losses. Performance ratings do not include the effects of appurtenances in the airstream.



402	CLASS I	CLASS II
SHAFT at BEARING	1 1/16	2 7/16
KEYWAY	3/8 x 3/16	5/8 x 5/16
D	44 15/16	47 1/8
M	6 13/16	8 1/2
WEIGHT	557	583

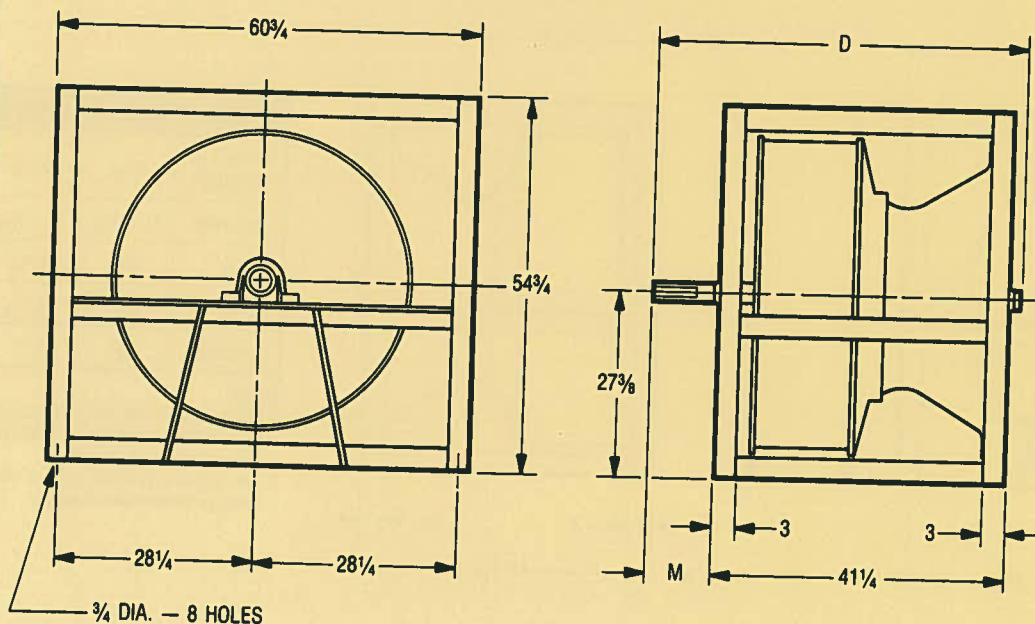
- NOTES:**
- Dimensions shown are for Class I and II only. Refer to factory for Class III.
 - Do not use for construction.
 - For vertical application, refer to your Chicago Blower Sales Engineer.

CLASS I RPM	1009
CLASS II RPM	1317

CFM	1/4" SP		1/2" SP		3/4" SP		1" SP		1 1/2" SP		2" SP		2 1/2" SP		3" SP		3 1/2" SP		4" SP	
	RPM	BHP	RPM	BHP	RPM	BHP	RPM	BHP	RPM	BHP	RPM	BHP	RPM	BHP	RPM	BHP	RPM	BHP	RPM	BHP
5600	234	0.35	312	0.77	374	1.25	427	1.75												
9600	295	0.68	353	1.22	404	1.79	451	2.42	540	3.97	614	5.61	679	7.28	739	9.02	795	10.83		
13600	372	1.24	418	1.93	460	2.68	500	3.46	571	5.07	638	6.86	703	8.95	763	11.23	819	13.55	869	15.88
17600	455	2.11	494	2.96	529	3.86	563	4.81	626	6.79	684	8.83	738	10.93	790	13.17	841	15.63	891	18.34
21600	541	3.39	574	4.41	605	5.46	635	6.56	690	8.86	742	11.26	791	13.74	838	16.27	883	18.82	926	21.46
25600	629	5.15	658	6.35	686	7.58	712	8.83	761	11.42	808	14.15	852	16.97	895	19.86	937	22.81	977	25.80
29600	719	7.50	744	8.88	769	10.28	793	11.70	838	14.60	880	17.62	920	20.75	960	23.98	998	27.28	1035	30.63
33600	809	10.53	832	12.08	854	13.66	876	15.25	917	18.49	956	21.81	993	25.24	1029	28.77	1064	32.38	1098	36.07
37600	900	14.32	921	16.05	941	17.80	961	19.57	999	23.15	1035	26.80	1069	30.53	1103	34.35	1135	38.27	1167	42.27
41600	992	18.97	1011	20.88	1029	22.81	1047	24.75	1082	28.68	1116	32.67	1148	36.72	1180	40.85	1210	45.06	1240	49.35
45600	1083	24.57	1101	26.66	1118	28.76	1135	30.88	1167	35.16	1198	39.49	1229	43.88	1258	48.33	1287	52.85	1315	57.44
49600	1176	31.21	1192	33.47	1207	35.75	1223	38.04	1253	42.68	1283	47.36	1311	52.09						

CFM	4 1/2" SP		5" SP		5 1/2" SP		6" SP		6 1/2" SP		7" SP		7 1/2" SP		8" SP		8 1/2" SP		9" SP	
	RPM	BHP	RPM	BHP	RPM	BHP	RPM	BHP	RPM	BHP	RPM	BHP	RPM	BHP	RPM	BHP	RPM	BHP	RPM	BHP
13000	912	17.69	957	20.01	1001	22.39	1043	24.82	1083	27.32										
15300	927	19.66	972	22.28	1015	24.91	1055	27.58	1094	30.29	1132	33.03	1169	35.83	1205	38.67	1240	41.57	1275	44.51
17600	939	21.22	986	24.19	1029	27.20	1071	30.20	1110	33.21	1147	36.23	1183	39.28	1218	42.36	1252	45.47	1285	48.62
19900	953	22.74	997	25.79	1041	29.00	1083	32.32	1123	35.70	1162	39.10	1198	42.50	1233	45.90	1267	49.30	1300	52.72
22200	974	24.85	1014	27.79	1055	30.92	1095	34.26	1134	37.77	1173	41.41	1210	45.12	1246	48.89	1281	52.68	1315	56.47
24600	1002	27.57	1040	30.55	1077	33.65	1114	36.88	1150	40.28	1187	43.86	1223	47.63	1258	51.54	1293	55.56		
27000	1034	30.58	1070	33.75	1106	36.97	1140	40.24	1174	43.62	1207	47.12	1241	50.76	1274	54.57	1307	58.54		
29400	1068	33.76	1103	37.18	1137	40.62	1170	44.08	1202	47.58	1234	51.14	1265	54.79	1296	58.53				
31800	1104	37.14	1137	40.78	1170	44.46	1203	48.16	1234	51.89	1264	55.63	1294	59.41						
34200	1141	40.75	1174	44.61	1205	48.50	1237	52.44	1267	56.41	1297	60.39								
36600	1181	44.63	1212	48.68	1242	52.80	1272	56.94	1302	61.14										
39000	1222	48.82	1252	53.06	1281	57.37	1310	61.73												

Performance shown is for installation type A - Free inlet, Free outlet. Power rating (BHP) does not include drive losses. Performance ratings do not include the effects of appurtenances in the airstream.



445	CLASS I	CLASS II
SHAFT at BEARING	2 ³ / ₁₆	2 ⁷ / ₁₆
KEYWAY	1/2 x 1/4	5/8 x 5/16
D	49 ¹ / ₁₆	53 ¹¹ / ₁₆
M	7 ¹ / ₄	10 ¹¹ / ₁₆
WEIGHT	634	663

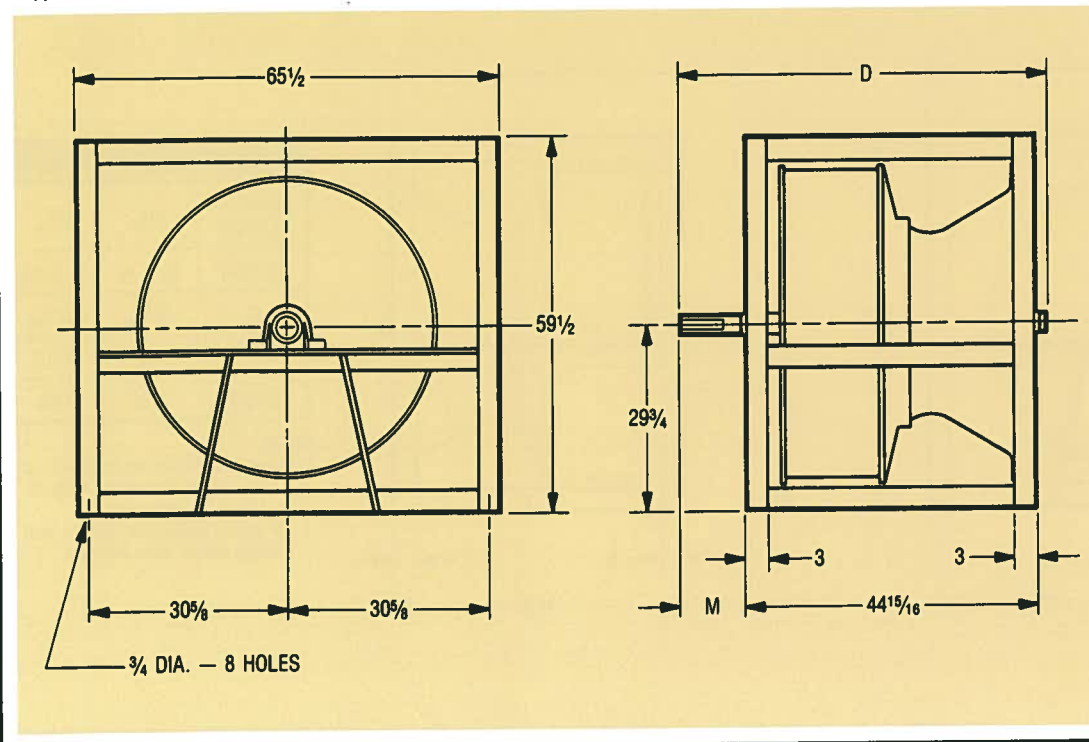
- NOTES:**
- Dimensions shown are for Class I and II only. Refer to factory for Class III.
 - Do not use for construction.
 - For vertical application, refer to your Chicago Blower Sales Engineer.

CLASS I RPM	908
CLASS II RPM	1185

CFM	1/4" SP		1/2" SP		3/4" SP		1" SP		1 1/2" SP		2" SP		2 1/2" SP		3" SP		3 1/2" SP		4" SP	
	RPM	BHP	RPM	BHP	RPM	BHP	RPM	BHP	RPM	BHP	RPM	BHP	RPM	BHP	RPM	BHP	RPM	BHP	RPM	BHP
7000	213	0.44	283	0.95	340	1.55	387	2.17												
12000	271	0.86	322	1.53	368	2.24	410	3.01	489	4.90	557	6.95	616	9.03	670	11.18	720	13.42		
17000	342	1.58	384	2.44	421	3.37	456	4.34	520	6.34	580	8.53	637	11.07	692	13.88	743	16.78	788	19.68
22000	420	2.71	454	3.78	486	4.89	516	6.07	572	8.53	624	11.08	672	13.68	719	16.42	764	19.41	808	22.69
27000	500	4.37	529	5.65	557	6.97	583	8.32	632	11.18	679	14.17	723	17.26	765	20.40	805	23.58	843	26.83
32000	582	6.68	607	8.18	632	9.70	655	11.26	699	14.48	741	17.87	780	21.37	819	24.97	856	28.64	892	32.36
37000	665	9.75	688	11.47	709	13.21	730	14.98	770	18.60	808	22.35	844	26.24	879	30.24	913	34.34	946	38.51
42000	749	13.70	769	15.64	789	17.61	808	19.59	844	23.63	879	27.77	912	32.02	944	36.40	976	40.89	1006	45.47
47000	833	18.66	851	20.82	869	23.00	887	25.21	920	29.68	953	34.23	984	38.87	1013	43.62	1042	48.47	1071	53.44
52000	918	24.74	935	27.12	951	29.53	967	31.95	998	36.86	1028	41.83	1057	46.88	1085	52.02	1112	57.25	1138	62.57
58500	1029	34.52	1044	37.19	1058	39.88	1073	42.59	1101	48.07	1128	53.61	1155	59.21	1181	64.87				
65000	1140	46.66	1153	49.62	1167	52.60	1180	55.59												

CFM	4 1/2" SP		5" SP		5 1/2" SP		6" SP		6 1/2" SP		7" SP		7 1/2" SP		8" SP		8 1/2" SP		9" SP	
	RPM	BHP	RPM	BHP	RPM	BHP	RPM	BHP	RPM	BHP	RPM	BHP	RPM	BHP	RPM	BHP	RPM	BHP	RPM	BHP
16000	826	21.71	867	24.56	906	27.48	944	30.46	981	33.51	1025	40.50	1059	43.93	1091	47.41	1123	50.95	1154	54.56
18800	840	24.10	880	27.31	919	30.55	956	33.82	991	37.14	1025	40.50	1059	43.93	1091	47.41	1123	50.95	1154	54.56
21600	851	25.98	892	29.62	932	33.30	969	36.99	1005	40.68	1039	44.39	1071	48.13	1103	51.90	1134	55.71	1164	59.56
24400	863	27.85	903	31.57	942	35.49	980	39.55	1017	43.69	1052	47.85	1085	52.02	1117	56.19	1147	60.36	1177	64.56
27200	882	30.44	919	34.03	955	37.85	991	41.92	1027	46.21	1062	50.65	1096	55.19	1128	59.80	1160	64.44		
30100	908	33.74	942	37.39	975	41.17	1009	45.11	1041	49.26	1074	53.63	1107	58.23	1139	63.01	1170	67.92		
33000	936	37.38	969	41.26	1001	45.18	1032	49.18	1063	53.31	1093	57.59	1123	62.03	1153	66.68	1183	71.53		
35900	966	41.23	998	45.40	1029	49.60	1059	53.82	1088	58.09	1117	62.44	1145	66.90	1173	71.47				
38800	998	45.31	1029	49.75	1059	54.24	1088	58.76	1116	63.30	1144	67.87	1171	72.48						
41700	1032	49.66	1061	54.37	1090	59.12	1118	63.92	1146	68.76	1173	73.62								
44600	1068	54.35	1096	59.29	1123	64.30	1150	69.36	1177	74.47										
47500	1105	59.39	1131	64.56	1158	69.81	1184	75.12												

Performance shown is for installation type A - Free inlet, Free outlet. Power rating (BHP) does not include drive losses. Performance ratings do not include the effects of appurtenances in the airstream.



490	CLASS I	CLASS II
SHAFT at BEARING	27/16	27/16
KEYWAY	5/8 x 5/16	5/8 x 5/16
D	54 1/4	57 3/8
M	8 5/8	10 11/16
WEIGHT	882	917

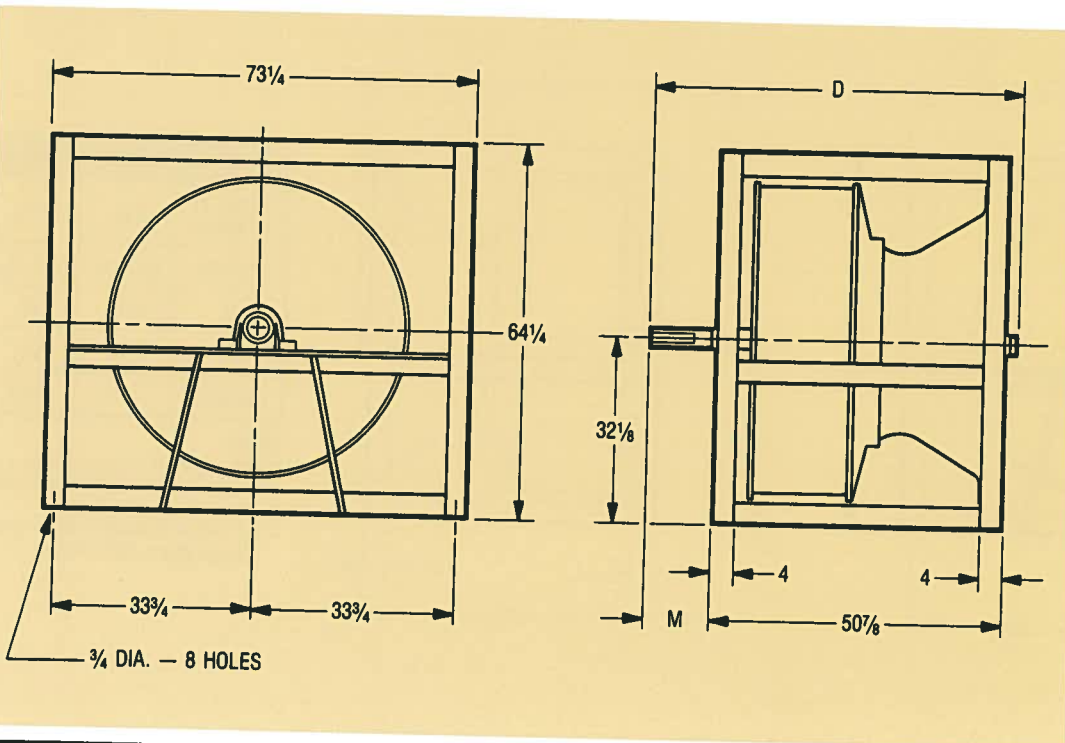
- NOTES:**
- Dimensions shown are for Class I and II only. Refer to factory for Class III.
 - Do not use for construction.
 - For vertical application, refer to your Chicago Blower Sales Engineer.

CLASS I RPM	830
CLASS II RPM	1083

CFM	1/4" SP		1/2" SP		3/4" SP		1" SP		1 1/2" SP		2" SP		2 1/2" SP		3" SP		3 1/2" SP		4" SP	
	RPM	BHP	RPM	BHP	RPM	BHP	RPM	BHP	RPM	BHP	RPM	BHP	RPM	BHP	RPM	BHP	RPM	BHP	RPM	BHP
8500	193	0.53	257	1.15	308	1.88	351	2.63												
15000	250	1.09	296	1.93	337	2.80	374	3.74	445	6.04	508	8.59	561	11.17	610	13.83	655	16.59		
21500	321	2.08	357	3.16	390	4.32	421	5.54	479	8.05	531	10.71	582	13.76	631	17.20	677	20.83	719	24.50
28000	396	3.67	427	5.01	455	6.42	481	7.89	530	10.98	577	14.20	620	17.48	660	20.87	700	24.47	739	28.38
34500	475	6.02	501	7.65	525	9.32	548	11.03	591	14.62	632	18.39	670	22.29	708	26.27	743	30.31	777	34.38
41000	555	9.32	577	11.24	599	13.18	619	15.16	658	19.24	694	23.50	729	27.93	762	32.47	795	37.12	826	41.84
47500	636	13.75	656	15.95	675	18.18	693	20.44	728	25.04	761	29.79	793	34.70	823	39.76	853	44.94	881	50.21
54000	718	19.48	735	21.96	752	24.48	769	27.02	801	32.18	831	37.45	860	42.84	888	48.38	916	54.05	942	59.85
60500	800	26.69	816	29.46	832	32.26	847	35.09	876	40.82	904	46.63	931	52.54	957	58.57	982	64.72	1007	70.99
67000	883	35.55	897	38.61	911	41.70	925	44.82	952	51.12	978	57.49	1003	63.94	1027	70.49	1051	77.14	1074	83.89
73500	966	46.26	979	49.61	992	52.98	1005	56.38	1030	63.25	1054	70.20								
80000	1049	58.98	1061	62.62	1073	66.28														

CFM	4 1/2" SP		5" SP		5 1/2" SP		6" SP		6 1/2" SP		7" SP		7 1/2" SP		8" SP		8 1/2" SP		9" SP	
	RPM	BHP	RPM	BHP	RPM	BHP	RPM	BHP	RPM	BHP	RPM	BHP	RPM	BHP	RPM	BHP	RPM	BHP	RPM	BHP
19000	749	25.97	786	29.39	821	32.89	856	36.47												
22600	762	29.08	799	32.94	833	36.84	867	40.78	899	44.78	930	48.85	960	52.98	990	57.19	1019	61.47		
26200	772	31.52	810	35.93	846	40.40	880	44.88	912	49.35	943	53.85	972	58.38	1001	62.96	1029	67.58	1056	72.25
29800	784	33.94	820	38.45	856	43.21	890	48.15	923	53.19	955	58.27	985	63.37	1014	68.46	1042	73.55	1069	78.67
33400	803	37.35	836	41.70	869	46.32	901	51.24	933	56.44	965	61.84	996	67.38	1025	73.01	1054	78.70	1082	84.41
37000	827	41.52	858	45.98	888	50.57	918	55.35	948	60.37	977	65.65	1006	71.21	1035	77.00	1064	82.97		
40600	854	46.08	884	50.84	912	55.65	941	60.54	968	65.57	995	70.75	1022	76.13	1049	81.73	1076	87.59		
44200	882	50.90	911	56.02	939	61.18	966	66.36	992	71.61	1018	76.92	1044	82.34	1069	87.91				
47800	912	56.03	940	61.49	967	67.00	993	72.56	1019	78.14	1044	83.74	1068	89.41						
51400	944	61.51	971	67.30	996	73.13	1022	79.04	1047	84.98	1071	90.96								
55000	977	67.44	1003	73.50	1027	79.66	1052	85.88	1076	92.15										
58600	1012	73.82	1036	80.17	1060	86.62	1083	93.13												

Performance shown is for installation type A - Free inlet, Free outlet. Power rating (BHP) does not include drive losses. Performance ratings do not include the effects of appurtenances in the airstream.



542	CLASS I	CLASS II
SHAFT at BEARING	2 7/16	2 7/16
KEYWAY	5/8 x 5/16	5/8 x 5/16
D	58 7/16	61 9/16
M	7 3/4	9 13/16
WEIGHT	1014	1051

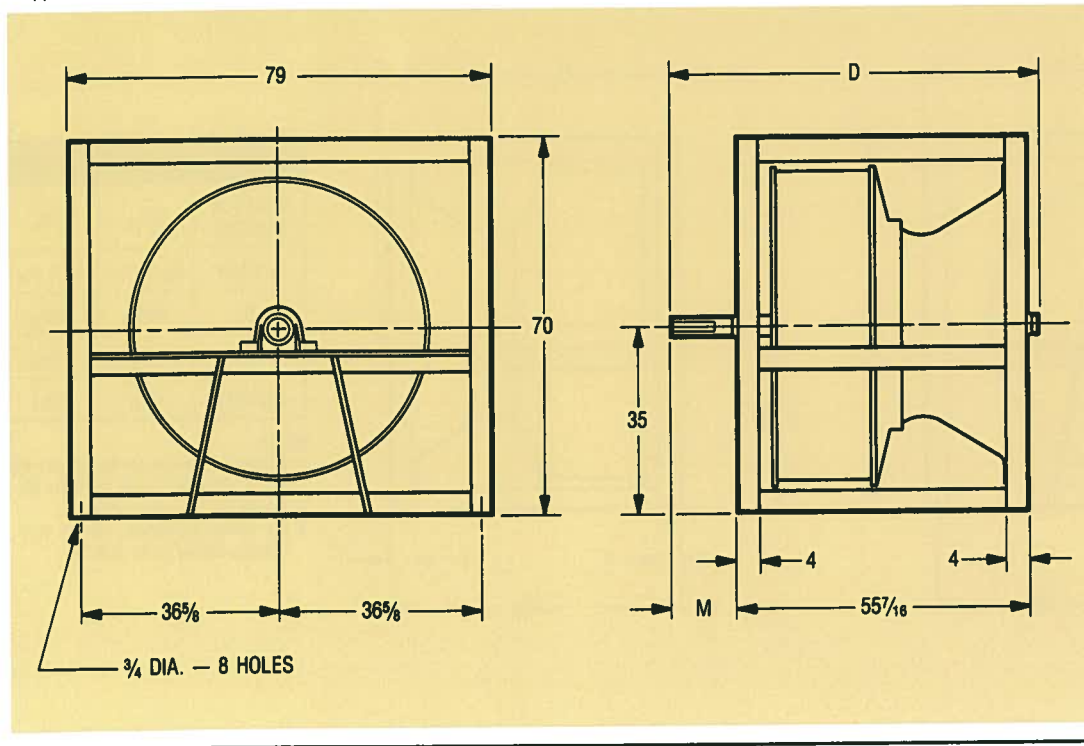
- NOTES:**
- Dimensions shown are for Class I and II only. Refer to factory for Class III.
 - Do not use for construction.
 - For vertical application, refer to your Chicago Blower Sales Engineer.

CLASS I RPM	750
CLASS II RPM	979

CFM	1/4" SP		1/2" SP		3/4" SP		1" SP		1 1/2" SP		2" SP		2 1/2" SP		3" SP		3 1/2" SP		4" SP	
	RPM	BHP	RPM	BHP	RPM	BHP	RPM	BHP	RPM	BHP	RPM	BHP	RPM	BHP	RPM	BHP	RPM	BHP	RPM	BHP
10400	175	0.6	232	1.4	279	2.3	318	3.2	402	7.3	457	10.3	506	13.4	550	16.6	591	19.9		
17800	222	1.3	264	2.3	302	3.3	336	4.5	427	9.4	475	12.6	523	16.4	568	20.6	609	24.9	647	29.2
25200	281	2.3	314	3.6	345	5.0	374	6.4	469	12.6	512	16.4	551	20.3	589	24.3	626	28.8	663	33.7
32600	344	4.0	372	5.6	398	7.2	423	9.0												
40000	409	6.5	433	8.3	456	10.3	478	12.3	518	16.5	556	21.0	592	25.6	627	30.2	660	34.9	691	39.7
47400	476	9.9	497	12.1	517	14.3	537	16.6	573	21.4	607	26.4	639	31.6	671	37.0	701	42.4	731	47.9
54800	544	14.4	563	16.9	581	19.5	598	22.1	631	27.5	662	33.0	692	38.8	720	44.7	748	50.8	775	57.0
62200	613	20.2	629	23.1	646	26.0	661	28.9	691	34.9	720	41.0	747	47.3	774	53.8	799	60.5	824	67.3
69600	682	27.5	697	30.7	711	33.9	726	37.2	753	43.8	780	50.5	805	57.4	830	64.5	854	71.7	877	79.0
77000	751	36.4	765	40.0	778	43.5	791	47.1	817	54.4	841	61.7	865	69.2	888	76.8	911	84.6	932	92.5
84400	820	47.2	833	51.1	846	54.9	858	58.9	881	66.8	904	74.8	927	82.9	948	91.1	969	99.4		
91800	890	60.0	902	64.2	913	68.4	925	72.6	947	81.2	968	89.8								

CFM	4 1/2" SP		5" SP		5 1/2" SP		6" SP		6 1/2" SP		7" SP		7 1/2" SP		8" SP		8 1/2" SP		9" SP	
	RPM	BHP	RPM	BHP	RPM	BHP	RPM	BHP	RPM	BHP	RPM	BHP	RPM	BHP	RPM	BHP	RPM	BHP	RPM	BHP
24000	679	32.5	712	36.7	744	41.1	775	45.5	805	50.1	842	60.7	869	65.8	896	71.0	922	76.3	947	81.7
28300	690	36.1	723	40.9	755	45.8	785	50.7	814	55.6	854	66.6	880	72.2	906	77.9	932	83.6	956	89.4
32600	699	38.9	733	44.4	766	49.9	797	55.5	826	61.0	854	66.6	880	72.2	906	77.9	932	83.6	956	89.4
36900	710	41.9	742	47.4	774	53.2	806	59.3	835	65.5	864	71.8	892	78.1	918	84.4	943	90.7	968	97.0
41200	727	46.1	757	51.4	786	57.0	815	63.0	844	69.4	873	76.0	901	82.8	927	89.7	953	96.7	979	103.8
45500	749	51.1	777	56.5	804	62.2	831	68.0	857	74.2	884	80.6	910	87.4	936	94.5	962	101.8		
49800	772	56.5	799	62.4	825	68.3	851	74.3	876	80.4	900	86.8	924	93.3	949	100.2	973	107.4		
54100	797	62.3	823	68.6	849	74.9	873	81.2	897	87.6	920	94.2	943	100.8	966	107.6				
58400	824	68.4	849	75.1	873	81.8	897	88.6	920	95.4	943	102.3	965	109.2						
62700	852	75.0	876	82.0	899	89.1	922	96.3	945	103.6	967	110.9								
67000	881	82.0	904	89.4	927	96.9	949	104.5	970	112.1										
71300	912	89.6	934	97.3	955	105.2	976	113.1												

Performance shown is for installation type A - Free inlet, Free outlet. Power rating (BHP) does not include drive losses. Performance ratings do not include the effects of appurtenances in the airstream.



600	CLASS I	CLASS II
SHAFT at BEARING	27/16	211/16
KEYWAY	5/8 x 5/16	5/8 x 5/16
D	65 5/8	67
M	8 13/16	10 1/4
WEIGHT	1376	1423

NOTES:

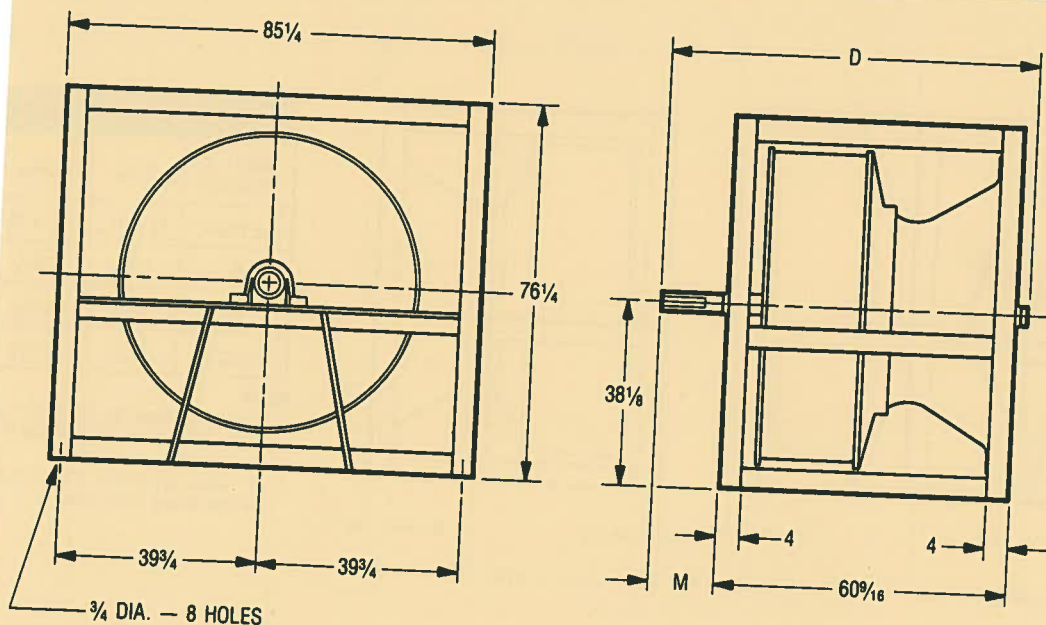
- Dimensions shown are for Class I and II only. Refer to factory for Class III.
- Do not use for construction.
- For vertical application, refer to your Chicago Blower Sales Engineer.

CLASS I RPM	672
CLASS II RPM	877

CFM	1/4" SP		1/2" SP		3/4" SP		1" SP		1 1/2" SP		2" SP		2 1/2" SP		3" SP		3 1/2" SP		4" SP		
	RPM	BHP	RPM	BHP	RPM	BHP	RPM	BHP	RPM	BHP	RPM	BHP	RPM	BHP	RPM	BHP	RPM	BHP	RPM	BHP	
12500	157	0.8	209	1.7	251	2.8	287	3.9													
22000	202	1.6	240	2.8	273	4.1	304	5.5	363	9.0	414	12.7	457	16.5	497	20.4	534	24.5			
31500	257	3.0	287	4.6	315	6.3	341	8.1	388	11.8	431	15.7	473	20.3	514	25.5	551	30.8			
41000	317	5.2	342	7.2	366	9.3	387	11.4	428	16.0	467	20.7	502	25.5	536	30.6	569	36.0	586	36.2	
50500	380	8.5	401	10.9	421	13.3	440	15.9	476	21.2	510	26.7	542	32.5	573	38.3	602	44.2	630	50.2	
60000	443	13.1	462	15.9	479	18.8	496	21.7	528	27.7	559	34.0	587	40.5	615	47.2	642	54.0	668	61.0	
69500	508	19.3	524	22.5	540	25.8	555	29.1	584	35.9	611	42.9	638	50.1	663	57.5	688	65.2	712	73.0	
79000	573	27.3	587	30.9	601	34.6	615	38.3	642	45.9	667	53.7	691	61.6	714	69.7	737	78.1	759	86.6	
88500	638	37.3	651	41.4	664	45.5	677	49.6	701	58.0	724	66.6	747	75.3	768	84.1	789	93.2	810	102.4	
98000	704	49.7	716	54.2	728	58.7	739	63.3	762	72.5	783	81.8	804	91.3	824	100.9	844	110.7	863	120.6	
107500	770	64.6	781	69.5	792	74.4	802	79.4	823	89.5	843	99.7	863	109.9							
117000	836	82.3	846	87.6	856	93.0	866	98.4													

CFM	4 1/2" SP		5" SP		5 1/2" SP		6" SP		6 1/2" SP		7" SP		7 1/2" SP		8" SP		8 1/2" SP		9" SP	
	RPM	BHP	RPM	BHP	RPM	BHP	RPM	BHP	RPM	BHP	RPM	BHP	RPM	BHP	RPM	BHP	RPM	BHP	RPM	BHP
32000	618	42.1	648	47.6	677	53.2	704	58.9	731	64.7	757	70.6	782	76.6	806	82.8				
37000	627	45.8	658	52.1	687	58.5	714	64.8	740	71.2	765	77.6	790	84.1	813	90.7				
42000	635	49.0	665	55.8	695	62.8	723	69.9	750	77.1	775	84.3	800	91.4	823	98.7	836	97.4	859	104.2
47000	646	52.9	675	59.5	703	66.6	731	74.1	757	81.9	783	89.8	809	97.8	833	105.8	856	105.9	868	113.2
52000	662	58.1	689	64.7	715	71.5	740	78.8	766	86.5	791	94.6	816	103.0	840	111.6	864	120.4		
57000	682	64.1	706	70.9	731	77.9	755	85.1	778	92.5	802	100.4	825	108.6	848	117.3	871	126.2		
62000	702	70.6	726	77.8	749	85.1	772	92.5	794	100.1	816	107.9	838	116.0	860	124.3				
67000	724	77.3	747	85.1	770	92.9	792	100.7	813	108.7	834	116.7	855	124.8	875	133.2				
72000	747	84.5	769	92.7	791	101.0	812	109.4	833	117.8	854	126.2	874	134.7						
77000	771	92.1	792	100.8	813	109.5	834	118.4	854	127.3	874	136.2								
82000	796	100.3	816	109.4	837	118.6	857	127.9	876	137.2										
87000	822	109.1	842	118.6	861	128.1														

Performance shown is for installation type A - Free inlet, Free outlet. Power rating (BHP) does not include drive losses. Performance ratings do not include the effects of appurtenances in the airstream.



660	CLASS I	CLASS II
SHAFT at BEARING	2 7/16	2 15/16
KEYWAY	5/8 x 5/16	3/4 x 3/8
D	71 1/4	72 3/16
M	9 13/16	10 5/16
WEIGHT	2162	2232

- NOTES:
- Dimensions shown are for Class I and II only. Refer to factory for Class III.
 - Do not use for construction.
 - For vertical application, refer to your Chicago Blower Sales Engineer.

Your Primary Source for Every Fan Requirement

For General Duty

Fans designed primarily for clean exhaust or supply air applications are designated General Duty fans. Included are controllable pitch vane axial and airfoil centrifugal fans for HVAC systems. Chicago's exclusive Express Program offers many basic fans from stock in five days.

For Industrial Duty

Chicago Industrial Fans are built to accommodate dirty and corrosive environments. Wheels are available to match the duty, class and application. Fiberglass Reinforced Plastic fans resist harsh chemical fumes, vapors and gases.

For Heavy Duty

Larger fans modified for specific applications as well as custom engineered and built fans require the expertise synonymous with Chicago Heavy Duty Fans. Application experience includes refining, cement plants, utilities, coal processing and diverse emission control systems.



Chicago Blower Sales Engineers

- | | |
|--|---|
| ALABAMA
Birmingham
Mobile | NEW JERSEY
Camden
New Brunswick
Newark
Trenton |
| ALASKA
Fairbanks | NEW MEXICO
Albuquerque |
| ARIZONA
Phoenix
Tucson | NEW YORK
Albany
Buffalo
Elmira
New York
Rochester
Schenectady
Syracuse
Utica
Watertown |
| ARKANSAS
Little Rock | NORTH CAROLINA
Charlotte
Greensboro |
| CALIFORNIA
Fresno
Los Angeles
Oakland
Sacramento
San Diego
San Francisco
San Jose | NORTH DAKOTA
Fargo |
| COLORADO
Denver | OHIO
Akron
Cincinnati
Cleveland
Columbus
Dayton
Toledo
Youngstown |
| CONNECTICUT
Bridgeport
Hartford | OKLAHOMA
Oklahoma City |
| FLORIDA
Jacksonville
Miami
Tampa | OREGON
Portland |
| GEORGIA
Atlanta
Augusta
Macon
Savannah | PENNSYLVANIA
Eric
Harrisburg
Philadelphia
Pittsburgh |
| HAWAII
Honolulu | RHODE ISLAND
Providence |
| IDAHO
Boise | SOUTH CAROLINA
Greenville |
| ILLINOIS
Champaign
Chicago
Peoria
Rockford | TENNESSEE
Chattanooga
Knoxville
Memphis
Nashville |
| INDIANA
Evansville
Fort Wayne
Indianapolis
South Bend | TEXAS
Amarillo
Dallas
El Paso
Houston
Lubbock |
| IOWA
Davenport
Des Moines | UTAH
Salt Lake City |
| KANSAS
Wichita | VIRGINIA
Richmond |
| KENTUCKY
Lexington
Louisville | WASHINGTON
Seattle
Spokane |
| LOUISIANA
Baton Rouge
New Orleans
Shreveport | WEST VIRGINIA
Charleston |
| MAINE
Lewiston
Portland | WISCONSIN
Milwaukee
Washington DC |
| MARYLAND
Baltimore | CANADA
Calgary, Alta.
Edmonton, Alta.
Vancouver, B.C.
Winnipeg, Man.
Hamilton, Ont.
Mississauga, Ont.
Ottawa, Ont.
Toronto, Ont.
Windsor, Ont.
Montreal, Que.
Quebec, Que. |
| MASSACHUSETTS
Boston
Springfield | MICHIGAN
Benton Harbor
Detroit
Grand Rapids
Jackson
Kalamazoo
Lansing
Muskegon |
| MINNESOTA
Duluth
Minneapolis
St. Paul | MISSOURI
Jefferson City
Kansas City
St. Louis |
| | MEXICO
Mexico City |
| | PUERTO RICO
San Juan |

CHICAGO BLOWER CORPORATION

1675 GLEN ELLYN ROAD, GLENDALE HEIGHTS, ILLINOIS 60139
PHONE: (630) 858-2600 FAX: (630) 858-7172



Printed On Recycled Paper
In The USA
April 1998

You can also buy Chicago fans in:
Argentina, Australia, Benelux, Brazil, Chile, Colombia, Denmark, France, Germany, Greece, Holland, Hong Kong, India, Indonesia, Israel, Italy, Japan, Korea, Malaysia, New Zealand, Norway, Philippines, Portugal, Saudi Arabia, Singapore, South Africa, Spain, Sweden, Taiwan, Turkey and Venezuela.