

# EXTRUDED ALUMINUM DRAINABLE BLADE FIXED LOUVER MODEL DFL

Heavy duty Extruded Aluminum construction designed to protect the air intake and exhaust openings in the exterior walls of any building from rain and weather while still providing efficient airflow. The drainable blade design provides the best protection against water entering the opening by channeling water away from the blades and down the jambs. This eliminates water cascading from blade to blade. Aluminum finish is ready for you to paint in the field or leave as mill finish.

## Standard Construction:

### Frame

- 4" deep channel x .080 thick Extruded Aluminum.

### Blades

- Drainable style, .080 thick Extruded Aluminum, positioned at a 45 degree angle and spaced approximately 4" centers.

### Construction

- Screwed.

### Birdscreen

- 1/2" Flattened Aluminum in a removable frame mounted on the interior.

### Finish

- Mill.

### Minimum Size

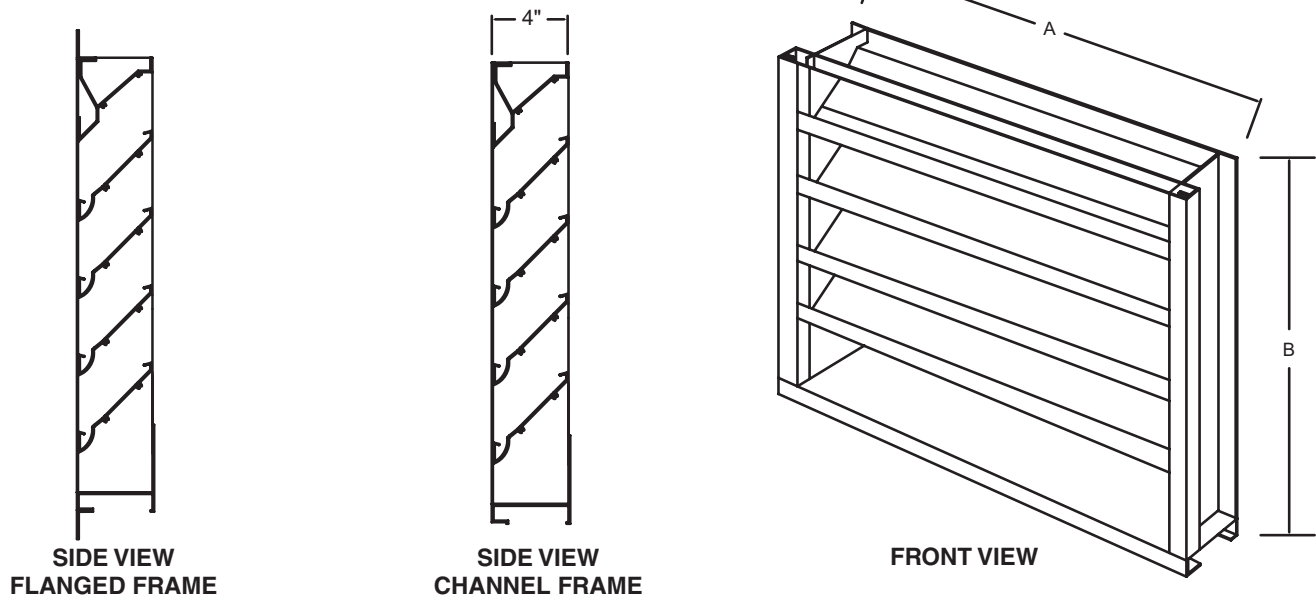
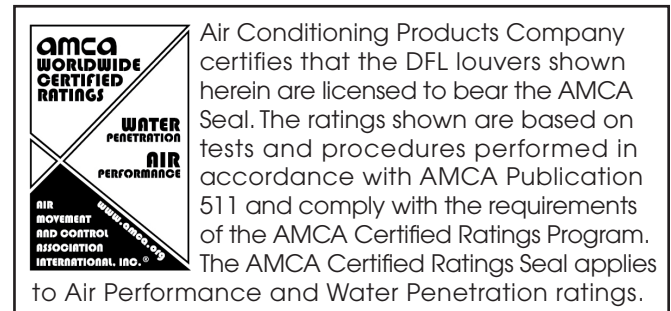
- 12" W x 12" H

### Maximum Single Section Size

- 60" W x 96" H

### Options (at additional cost)

- 1-1/2" Flange



Note: Above "A" and "B" dimensions are undersized by 1/2" + or - normal tolerance of .0625".

## PERFORMANCE DATA - MODEL DFL

AMCA Standard 500-L provides a method for testing and rating louvers. These tests were performed under certain sets of laboratory conditions. These performance ratings do not guarantee that other environmental conditions may actually occur. Use safety factors when selecting louver sizes based upon performance.

### FREE AREA CHART (Sq. ft.):

		Louver Width in Inches							
		18	24	30	36	42	<b>48</b>	54	60
Louver Height in Inches	18	1.00	1.40	1.81	2.21	2.61	3.01	3.41	3.81
	24	1.25	1.76	2.26	2.76	3.26	3.76	4.26	4.76
	30	1.76	2.46	3.16	3.86	4.56	5.26	5.97	6.67
	36	2.01	2.81	3.61	4.41	5.21	6.02	6.82	7.62
	42	2.51	3.51	4.51	5.51	6.52	7.52	8.52	9.53
	<b>48</b>	2.76	3.86	4.96	6.07	7.17	<b>8.37</b>	9.37	10.48
	54	3.26	4.56	5.87	7.17	8.47	9.78	11.08	12.38
	60	3.51	4.91	6.32	7.72	9.12	10.53	11.93	13.34
	66	4.01	5.62	7.22	8.82	10.43	12.03	13.64	15.24
	72	4.26	5.97	7.67	9.37	11.08	12.78	14.49	16.19
	78	4.76	6.67	8.57	10.48	12.38	14.29	16.19	18.10
	84	5.01	7.02	9.02	11.03	13.03	15.04	17.04	19.05
90	5.51	7.72	9.93	12.13	14.34	16.54	18.75	20.95	
96	5.77	8.07	10.38	12.68	14.99	17.30	19.60	21.91	

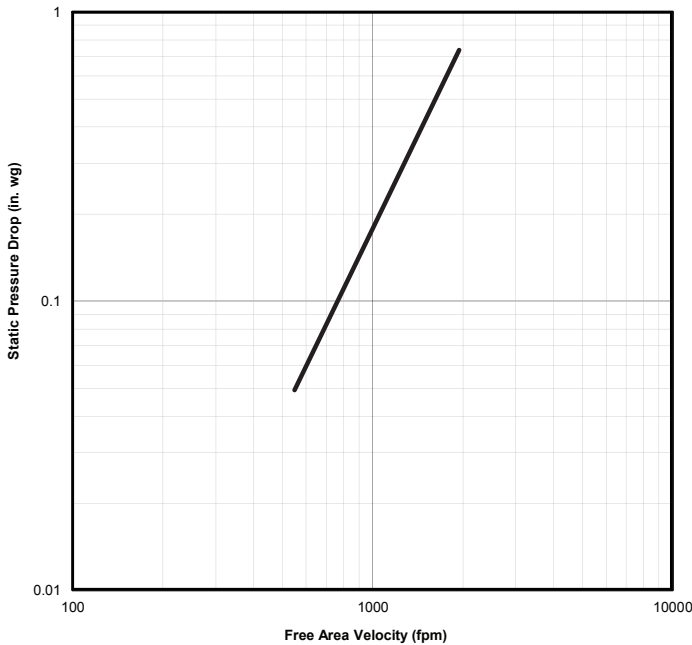


Air Conditioning Products Company certifies that the DFL louvers shown herein are licensed to bear the AMCA Seal. The ratings shown are based on tests and procedures performed in accordance with AMCA Publication 511 and comply with the requirements of the AMCA Certified Ratings Program. The AMCA Certified Ratings Seal applies to Air Performance and Water Penetration ratings.

### PRESSURE DROP

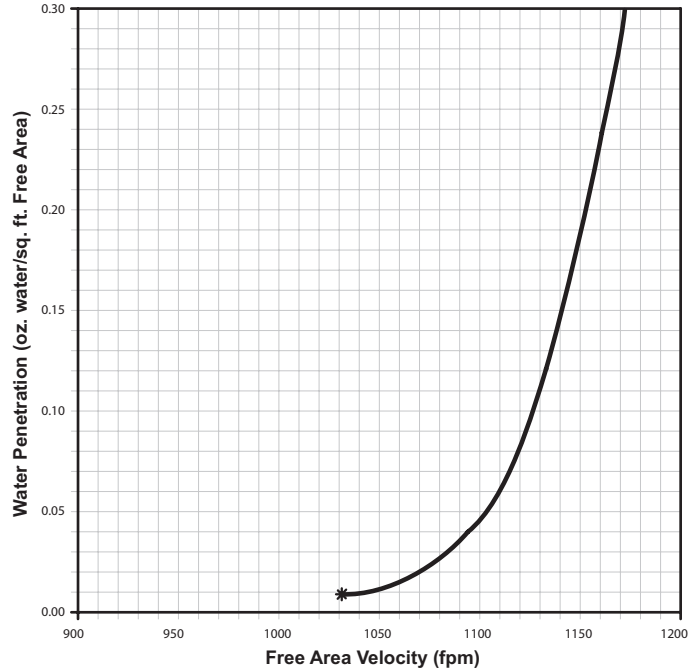
Standard Air - .075 lbs per cubic foot  
Test size - 48" x 48" (Intake)

Ratings do not include the effect of a birdscreen



### WATER PENETRATION

Standard Air - .075 lbs per cubic foot  
Test size - 48" x 48" for a 15 minute duration



**The beginning point of water penetration at .01 oz./sq. ft. is 1031 fpm free area velocity.**

### LIMITED WARRANTY

All products manufactured are warranted by Air Conditioning Products Company (ACP) to be free from original defects in workmanship for a period of one year from date of shipment, under conditions of normal use and service. ACP will replace or repair any defective parts upon return to our plant, freight prepaid. This limited warranty will, in no way, include the payment of labor charges for field replacement of defective parts, installation, repairs of adjustments, or any other work done. Back charges will not be accepted for any reason unless ACP has given prior written permission, nor will ACP be responsible for consequential damages of any character, no limited warranty expressed or implied will supersede the foregoing.

**Air Conditioning Products Co.**  
30350 Ecorse Road • Romulus, MI 48174  
acpshutters.com