



511 SOUTH 7TH STREET
 DELANO MN 55328
Phone: 763.972.2981
 Fax: 763.972.2911

www.industriallouvers.com
 ilinfo@industriallouvers.com

MODEL SP437

STANDARD CONSTRUCTION

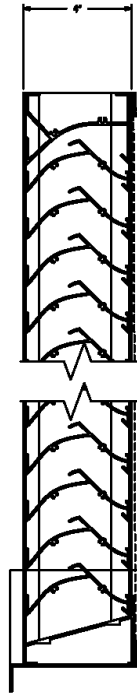
- **Material:** Extruded Aluminum 6063-T6
- **Frame:** 4" (102 mm) deep, .081" (2.1 mm) nominal wall thickness
- **Blades:** 4" (102 mm) deep, .063" (1.6 mm) nominal wall thickness
- **Blade Spacing:** 1.75" (44.4 mm) on center
- **Screen:** 1/2" x .063" flattened expanded bird screen and/or 18 x 14 mesh charcoal insect screen.
- **Finish:** Mill

OPTIONAL ACCESSORIES

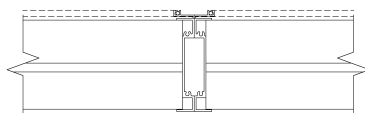
- Extended Sill Flashing
- Insulated and Non-insulated Blank-off Panels
- Flanged & Glazing Frames of various sizes
- Hinged Access Panels
- Sub-frames
- Visible Mullions
- Invisible Mullions for continuous blade appearance

FINISHES

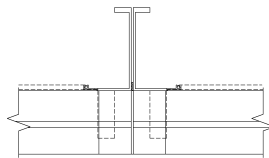
- **2 Coat Fluoropolymer:** Kynar 500 / Hylar 5000 custom colors available in 70% PVDF (AAMA 2605) or 50% PVDF (AAMA 2604) formulas.
- **3 Coat Fluoropolymer:** Kynar 500 / Hylar 5000 custom colors available in 70% PVDF (AAMA 2605) formulas.
- **Anodic Finishes:** Class I and Class II in Clear, Light/Medium/Dark Bronze, Champagne, and Black.
- **Prime Coat**
- **Mill**



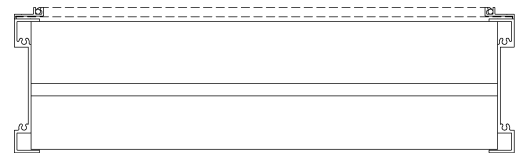
Vertical Section



Visible Vertical Mullion



Invisible Vertical Mullion



Plan View

Qty	Size: Actual <input type="checkbox"/> M.O. <input type="checkbox"/>		MULLION TYPE	NO. OF SECTIONS	NOTES
	WIDTH	HEIGHT			
<input type="checkbox"/>	SILL FLASHING:				PROJECT:
<input type="checkbox"/>	SCREEN:				LOCATION:
<input type="checkbox"/>	FINISH:				ARCHITECT:
<input type="checkbox"/>	COLOR:				REPRESENTATIVE:
<input type="checkbox"/>	OTHER:				DATE: JOB #:

MODEL SP437

SUGGESTED SPECIFICATIONS

General: Furnish and install where indicated on drawings 4" (102mm) Storm Performance Louver Model SP437 as manufactured by Industrial Louvers, Inc., Delano, MN.

Material: Extruded aluminum frames and blades shall be one piece 6063-T6 alloy, designed to collect and drain water to the exterior at the sill by means of integral gutters in the blades and jamb frames. Frame shall have a material thickness of .081" (2.1mm). Fixed blades shall have a material thickness of .063" (1.6mm). Frames and blades shall be joined by stainless steel mechanical fastener, and frame will be caulked to prevent water penetration to interior wall construction.

Performance

- Free area (4' x 4' louver) = 8.02 sq. ft. (50.1%)
- Free area velocity at point of beginning water penetration (.01 oz/sq. ft.) = above 1,250 fpm
- Pressure drop @ 718.4 FPM velocity = .15" water
- Air volume @ 718.4 FPM free area velocity = 5,761.57 CFM

Free Area

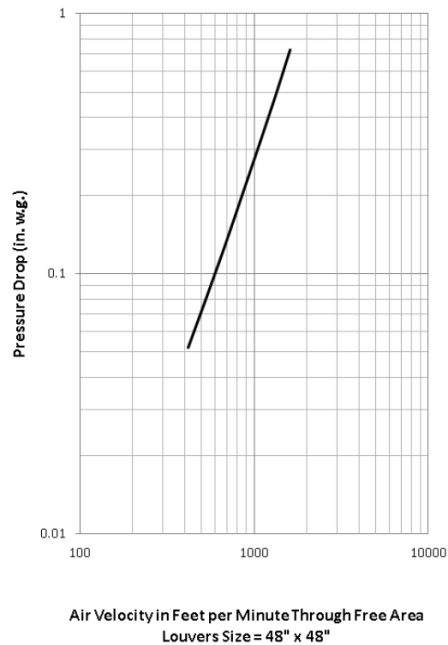
Square Feet (Square Meters)						
Free Area AMCA Licensed for openings up to 72" x 120"						
For free area data for larger openings, contact factory.						
3048.0	0.44	0.95	1.46	1.97	2.48	2.98
120	4.78	10.25	15.71	21.18	26.64	32.11
2743.2	0.40	0.85	1.30	1.76	2.21	2.67
108	4.27	9.16	14.04	18.93	23.82	28.70
2438.4	0.35	0.75	1.15	1.55	1.95	2.35
96	3.77	8.07	12.38	16.68	20.99	25.29
2133.6	0.31	0.66	1.02	1.37	1.72	2.08
84	3.33	7.14	10.95	14.76	18.57	22.37
1828.8	0.26	0.56	0.86	1.16	1.46	1.76
72	2.82	6.05	9.28	12.51	15.74	18.97
1524	0.22	0.46	0.71	0.95	1.20	1.45
60	2.32	4.97	7.61	10.26	12.91	15.56
1219.2	0.17	0.36	0.55	0.74	0.94	1.13
48	1.81	3.88	5.95	8.02	10.09	12.15
914.4	0.12	0.26	0.40	0.54	0.67	0.81
36	1.30	2.79	4.28	5.77	7.26	8.75
609.6	0.07	0.16	0.24	0.33	0.41	0.50
24	0.80	1.70	2.61	3.52	4.43	5.34
304.8	0.03	0.06	0.09	0.12	0.15	0.18
12	0.29	0.62	0.95	1.28	1.61	1.93
H/W	304.8	609.6	914.4	1219	1524	1829
	12	24	36	48	60	72

Wind Driven Rain Chart

Ventilation Air Velocity (m/s)	Rainfall rate of 3" per hour (76 mm) and a wind velocity of 29 mph (47 kph).			Rainfall rate of 8" per hour (76 mm) and a wind velocity of 50 mph (47 kph).		
	Core Velocity (fpm)	Rating Effectiveness	Class	Core Velocity (fpm)	Rating Effectiveness	Class
0.0		100.0%	A		97.9%	B
0.5		100.0%	A	91	97.5%	B
1.0		100.0%	A	190	96.9%	B
1.5		100.0%	A	278	96.3%	B
2.0	382	100.0%	A	404	95.3%	B
2.5	469	99.6%	A	497	94.6%	C
3.0	588	97.3%	B	566	93.5%	C
3.5	673	95.0%	B	690	86.4%	C

Effectiveness Rating A = 1 to 0.99 B = 0.989 to 0.95 C = 0.949 to 0.80 D = 0.80 to 0

Air Performance Chart

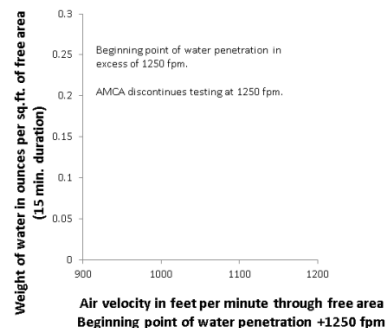


The AMCA Certified Ratings Seal applies to Air Capacities in the intake model only.

Data corrected to standard air density
Tested to AMCA Figure 5.6

Water Penetration Chart

(Rainfall 4" per hour) - Test Size 48" x 48"



Industrial Louvers, Inc. certifies that Model SP437 shown hereon is licensed to bear the AMCA Seal. The ratings shown are based on tests and procedures performed in accordance with AMCA Publication 511 and comply with the requirements of the AMCA Certified Ratings Program. The AMCA Certified Ratings Seal applies to air performance ratings and wind driven rain.