

Fan NCF 120/15, 60 Hz, 3ph

Centrifugal fan for industrial process ventilation



Nederman NCF 120/15 is a centrifugal fan designed for use in all types of industrial process and ventilation systems, mounted indoor as well as outdoor. The fan is equipped with vibration absorbers as standard.

Accessories

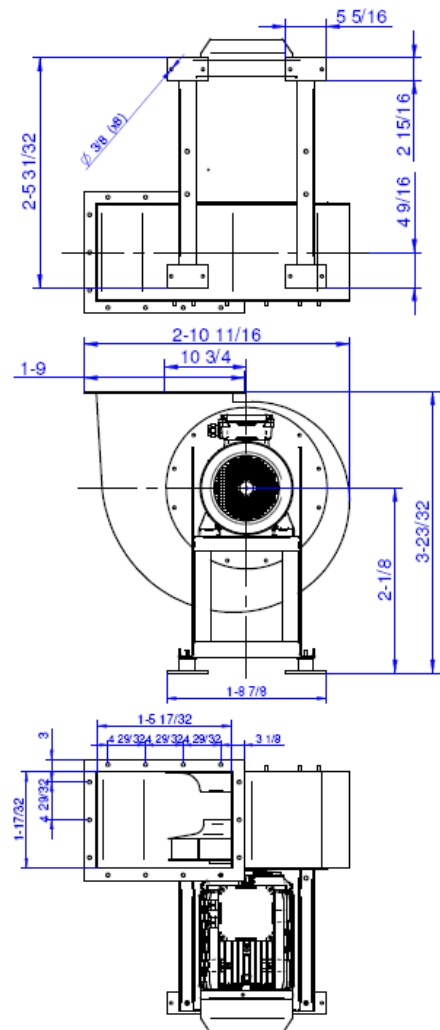
- In and outlet adapters
- Guard nets for in and outlet adapters
- Fan Starters
- Fan Inverters

See separate information

Part no 14522428, 208V
Part no 14523328, 230/460V
Part no 14524228, 575V

Technical specification

Capacity:	1530 - 8230 cfm
Total pressure:	14.4 - 4.7 in w.g.
Motor power:	15 hp
Speed:	3540 rpm
Voltage:	208V/3ph, 230/460V/3ph, 575V/3ph
Frequency:	60 Hz
Current at rated voltage:	38.4A at 208V, 34.8A at 230V, 17.4A at 460V, 11.0A at 575V
Degree of protection:	IP 55
Weight:	355 lbs
Impeller:	Backward curved blades
General material:	Sheet metal steel
Construction:	On the outside the fan scroll is joined to the standing fan sides by folded seams. The inside is intermittently welded.
Color:	Grey, RAL 7045
Surface treatment:	Anodic electro coating
Pre coat:	Epoxy, 0.8 mil
Top coat:	2 component acrylic, 1.2 mil
Max dust concentration:	0.0874 grain/ft ³
Max particle size:	4 mil
Applied directives:	2006/42/CE Machine Directive 2006/95/EC Low Voltage Directive (LVD) 2004/108/EC Electromagnetic compatibility (EMC)



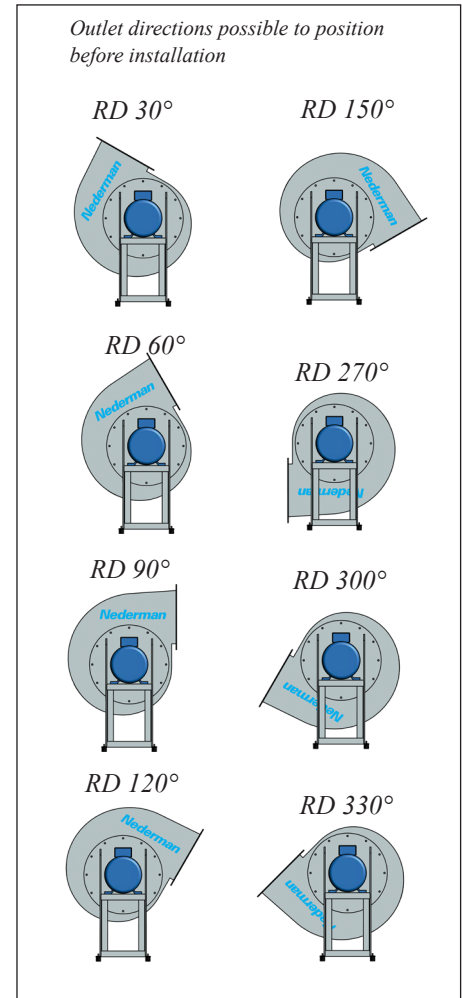

AB PH NEDERMAN & CO certifies that the Fan NCF 120/15 shown herein is licensed to bear the AMCA Seal. The ratings shown are based on tests and procedures performed in accordance with AMCA Publication 211, AMCA Publication 311 and comply with the requirements of the AMCA Certified Ratings Program.

Duct inlet diameter 19 37/54 in
Duct outlet diameter 19 37/54 in

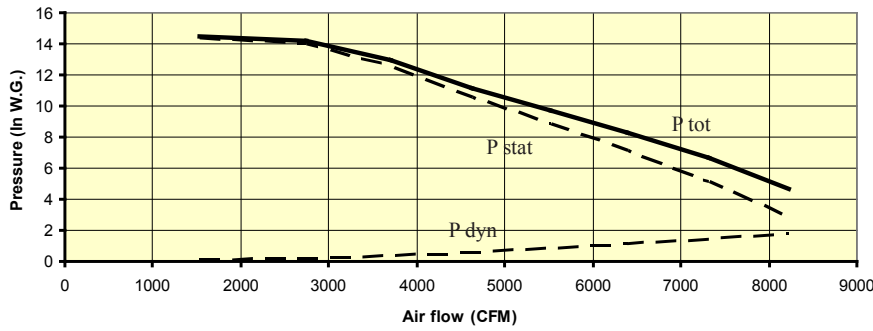
WARNING!

Risk of fire or explosion! The fan must not be used in an environment with danger of explosion or for transport of inflammable or explosive gases.

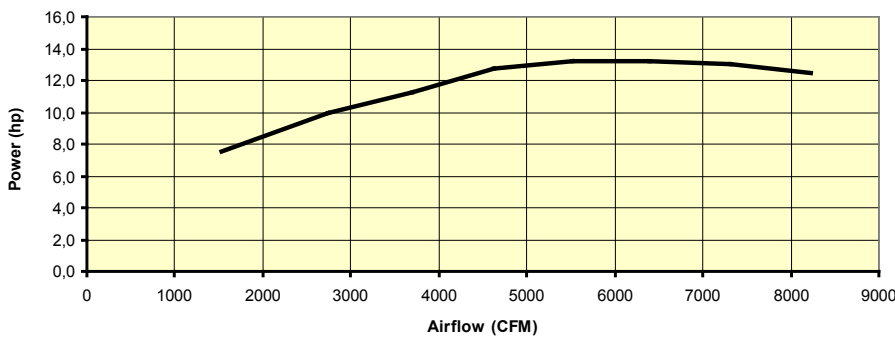
Outlet directions



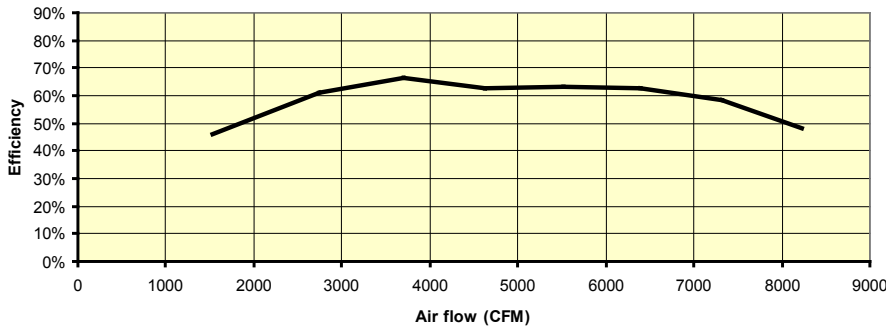
Fan diagram



Shaft Power



Efficiency



Impeller speed: 3540 rpm

Test method per ANSI/AMCA Standard 210-99, figure 12 set up.

Power rating (BHP) does not include transmission losses.

Performance ratings do not include the effects of appurtenances (accessories).

Values shown are for inlet Lwi sound power levels for Installation Type B: free inlet, ducted outlet.

The sound power level ratings shown are in decibels, referred to 10⁻¹² watts, calculated per AMCA International Standard 301.

Lwmi (Sound power level measured at the open inlet of the fan)								unit of measure dB			
Center frequency (Hz)								Operation point			
								pressure (in. wg)	flow (cfm)	rotation speed (r.p.m)	number
63	125	250	500	1000	2000	4000	8000				
93	98	92	94	101	100	97	98	0	8927	3518	1
90	94	90	92	96	97	93	91	6,3	6624	3500	2
89	92	90	90	94	95	90	84	10,4	4449	3500	3
93	96	96	97	94	93	88	82	14,15	2237	3520	4