

STANDARD CONSTRUCTION

FRAME: Extruded aluminum, 6063-T6/T52 alloy, available in .081" thickness (nominal) and .125" thickness (nominal).

BLADE: Extruded aluminum, 6063-T6/T52 alloy, available in .081" thickness (nominal) and .125" thickness (nominal).
Blades approximately 4½" on centers.

LOUVER FACE: Full width sill, with blades and head contained in jambs.

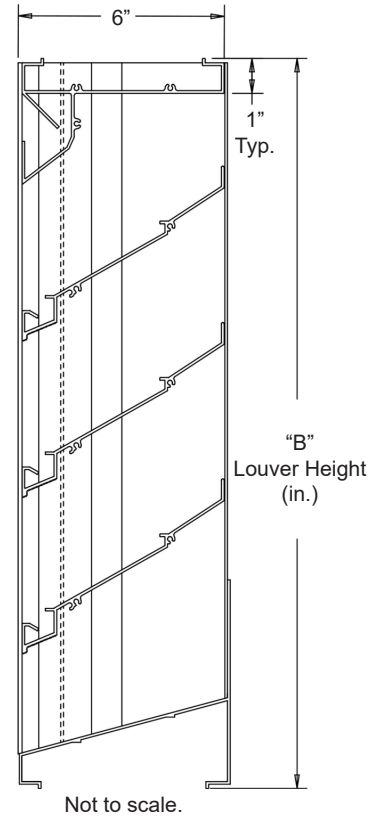
SCREEN: (When indicated.)

½" flattened aluminum (.051" thick),

-or- ½" sq. mesh, intermediate double-crimped aluminum wire, .063" dia.,

-or- 1⅞ mesh, .011" dia. aluminum wire, insect screen.

FINISH: Mill



OPTIONS

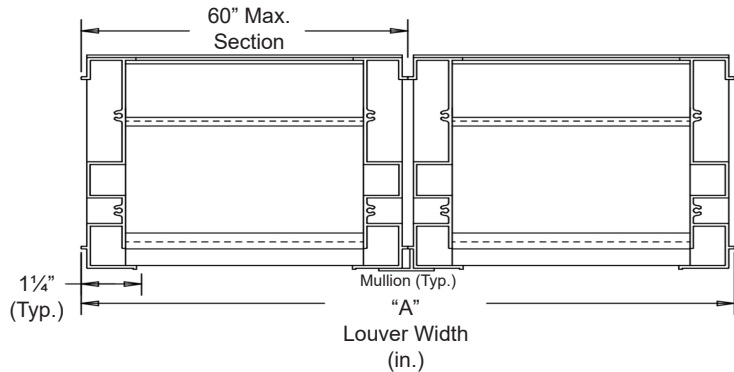
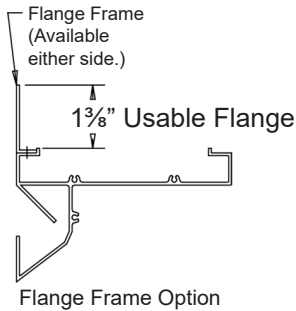
Finish - Baked Enamel, Kynar, Anodize

NOTES

1. "A" Width and "B" Height are opening dimensions. Nominal deductions will be made to the opening size given.

LOUVER SIZES

Min Panel	Max Single Panel
12"W x 12"H	60"W x 96"H



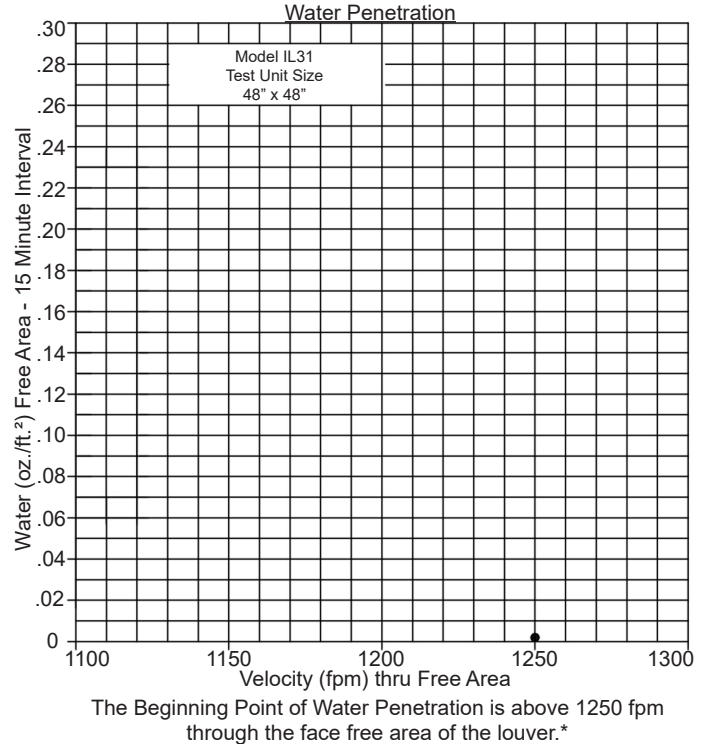
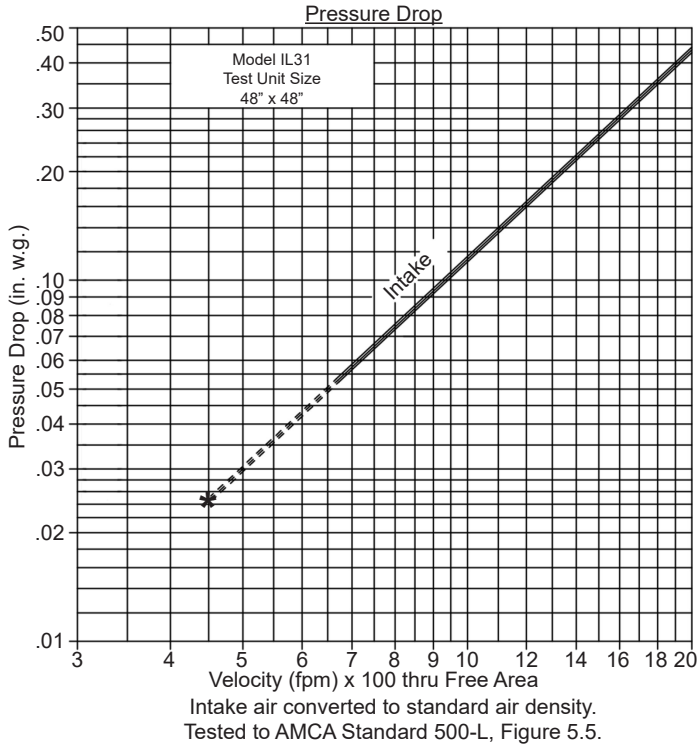
Item #	Qty	Width	Height	Width	Height	Mullion	Type	Location	Union Made
		Opening Size		Louver Size			Screens		
Arch. / Eng. :						EDR:		ECN:	Job:
Contractor:									
Project:						Date:		DWN:	DWG:

In the interest of product development, Louvers & Dampers reserves the right to make changes without notice.

PERFORMANCE DATA

Pressure Drop: .12 in. w.g. at 1000 fpm (Intake)
 Free Area: 8.97 sq.ft. = 56% for 48"W x 48"H sample tested in accordance with AMCA Standard 500-L.
 Beginning Point of Water Penetration: Above 1250 fpm

Ratings do not include effects of a birdscreen.



Free Area (sq.ft.)

		Width (in.)								
		12"	18"	24"	30"	36"	42"	48"	54"	60"
Height (in.)	12"	.25	.41	.57	.72	.88	1.04	1.20	1.36	1.51
	24"	.78	1.27	1.76	2.25	2.74	3.23	3.72	4.21	4.70
	36"	1.29	2.11	2.92	3.74	4.55	5.37	6.18	7.00	7.81
	48"	1.83	2.99	4.15	5.31	6.47	7.62	8.97	9.94	11.10
	60"	2.36	3.85	5.34	6.83	8.32	9.81	11.30	12.79	14.28
	72"	2.87	4.69	6.50	8.32	10.13	11.95	13.76	15.58	17.39
	84"	3.42	5.57	7.73	9.89	12.05	14.21	16.36	18.52	20.68
	96"	3.94	6.43	8.92	11.41	13.90	16.39	18.88	21.37	23.86



* AMCA Standard 500 limits testing of Water Penetration to either a maximum velocity of 1250 fpm or 2.5 ounces of water per square foot of louver free area.

Louvers & Dampers certifies that the Model IL31 shown herein is licensed to bear the AMCA seal. The ratings shown are based on tests and procedures performed in accordance with AMCA Publication 511 and comply with the requirements of the AMCA Certified Ratings Program. The AMCA Certified Ratings Seal applies to Water Penetration and Air Performance Ratings only.