

Model: IC-436

Extruded Aluminum Louver - Mounting Option #1 Shown

ASTM E330-02
TAS 202-94
FL#: FL11048.1

Application:

IC-436 is an extruded louver designed specifically to meet the following Miami-Dade County test requirements and protocols:

- **ASTM E330-02** (Uniform Static Air Pressure Test)
- **TAS 202-94** (Uniform Static Air Pressure Test)

Based on single section testing of an 84"w x 120"h and a 48"w x 48"h sample with a maximum design load pressure of 60-psf.

Standard Specifications:

Frame: Heavy gauge 4" x .080" thick 6063T5 extruded aluminum.

Blade: Drainable design .080" thick 6063T5 extruded aluminum, mechanically fastened to jambs, set on 36 degree angles. (Bottom blade opening varies).

Birdscreen: Standard .0516 x 3/4" flattened expanded aluminum.

Anchor Clips: 2" x 2" x 3/16" x 2" long.

Minimum size:

8"w X 8"h

Maximum Size:

84"w x 120"h Single Section.
Unlimited width x 120"h sectional.

Options:

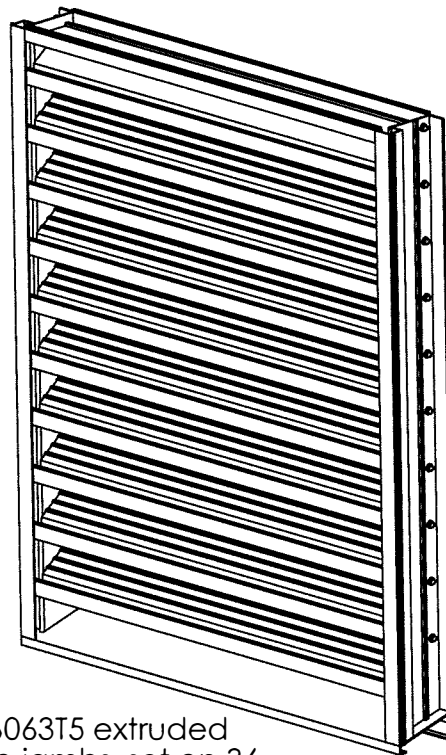
- Insect Screen
- Mill Finish (standard)
- Enamel Finish
- Kynar Finish
- Anodized Finish
- Approved Wedge Anchors

58% Free Area

Features:

- Louver may be used in approved masonry or wood structure walls.
- 58% Free Area
- Published performance ratings based on testing in accordance with AMCA Standard 500-L

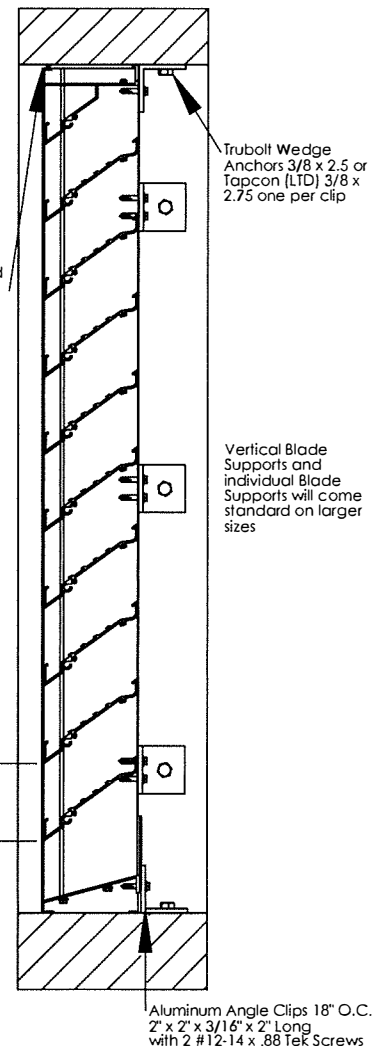
Note: All IC-436 louvers are built 1/2" under size both directions unless ordered actual size.



Caulk around Perimeter

Max Wind Load
+/- 60 psf

Mounting Option #1



AireTechnologies, Inc.
a DMI company

July 2018 - IC-436

AireTechnologies.com | 1-866-421-AIRE

210 5th Street
Charlertoi, PA 15022

Tomorrow's Solutions Shipped Today



Model: IC-436

Extruded Aluminum Louver - Mounting Option #2 Shown

ASTM E330-02
TAS 202-94
FL#: FL11048.1

Application:

IC-436 is an extruded louver designed specifically to meet the following Miami-Dade County test requirements and protocols:

- **ASTM E330-02** (Uniform Static Air Pressure Test)
- **TAS 202-94** (Uniform Static Air Pressure Test)

Based on single section testing of an 84"w x 120"h and a 48"w x 48"h sample with a maximum design load pressure of 60-psf.

Standard Specifications:

Frame: Heavy gauge 4" x .080" thick 6063T5 extruded aluminum.

Bottom Sill Extension

Blade: Drainable design .080" thick 6063T5 extruded aluminum, mechanically fastened to jambs, set on 36 degree angles. (Bottom blade opening varies).

Birdscreen: Standard .0516 x 3/4" flattened expanded aluminum.

Anchor Clips: 2" x 2" x 3/16" x 2" long.

Minimum size:

8"w X 8"h

Maximum Size:

84"w x 120"h Single Section.
Unlimited width x 120"h sectional.

Options:

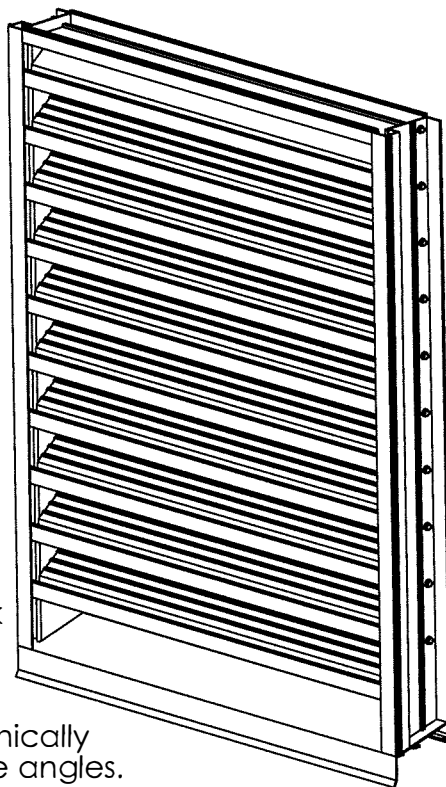
- Insect Screen
- Mill Finish (standard)
- Enamel Finish
- Kynar Finish
- Anodized Finish
- Approved Wedge Anchors

58% Free Area

Features:

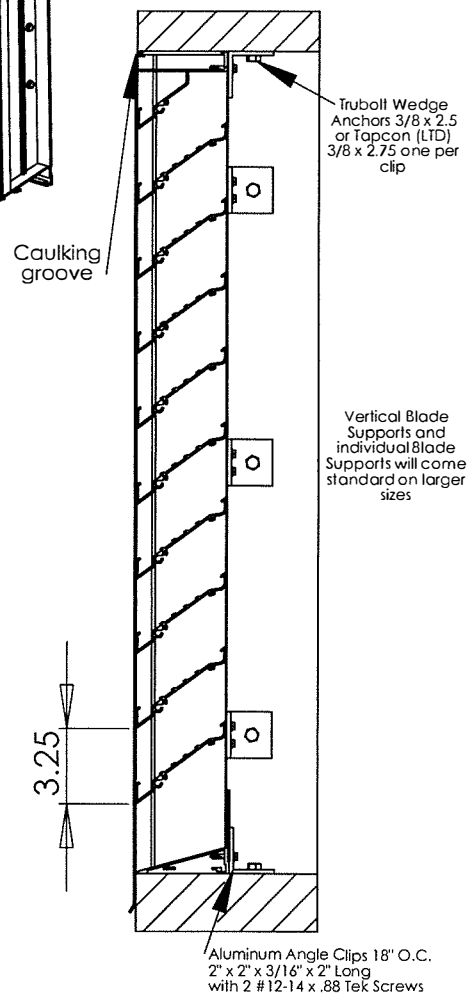
- Louver may be used in approved masonry or wood structure walls.
- 58% Free Area
- Published performance ratings based on testing in accordance with AMCA Standard 500-L

Note: All IC-436 louvers are built 1/2" under size both directions unless ordered actual size.



Max Wind Load
+/- 60 psf

Mounting Option #2



AireTechnologies, Inc
a DMI company

July 2018 - IC-436

AireTechnologies.com | 1-866-421-AIRE

210 5th Street
Charlertoi, PA 15022

Tomorrow's Solutions Shipped Today



Model: IC-436

Extruded Aluminum Louver - Mounting Option #3 Shown

ASTM E330-02
TAS 202-94
FL#: FL11048.1

Application:

IC-436 is an extruded louver designed specifically to meet the following Miami-Dade County test requirements and protocols:

- **ASTM E330-02** (Uniform Static Air Pressure Test)
- **TAS 202-94** (Uniform Static Air Pressure Test)

Based on single section testing of an 84"w x 120"h and a 48"w x 48"h sample with a maximum design load pressure of 60-psf.

Standard Specifications:

Frame: Heavy gauge 4" x .080" thick 6063T5 extruded aluminum.

Bottom Sill Extension

Blade: Drainable design .080" thick 6063T5 extruded aluminum, mechanically fastened to jambs, set on 36 degree angles. (Bottom blade opening varies).

Birdscreen: Standard .0516 x 3/4" flattened expanded aluminum.

Anchor Clips: 4" x 2" x 3/16" continuous angle

Minimum size:

8"w X 8"h

Maximum Size:

84"w x 120"h Single Section.
Unlimited width x 120"h sectional.

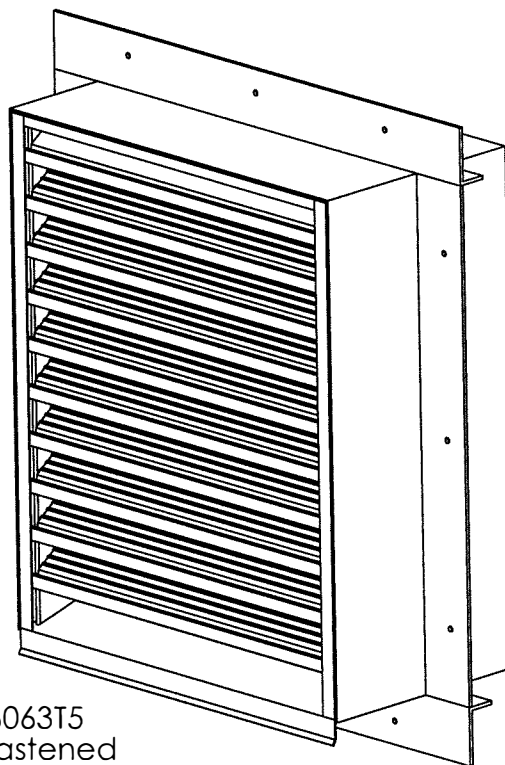
Options:

- Insect Screen
- Mill Finish (standard)
- Enamel Finish
- Kynar Finish
- Anodized Finish
- Approved Wedge Anchors

Features:

- Louver may be used in approved masonry or wood structure walls.
- 58% Free Area
- Published performance ratings based on testing in accordance with AMCA Standard 500-L

Note: All IC-436 louvers are built 1/2" under size both directions unless ordered actual size.



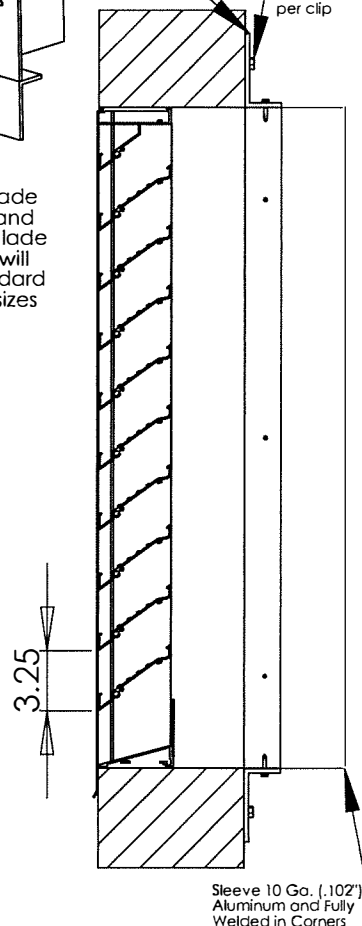
Vertical Blade Supports and Individual Blade Supports will come standard on larger sizes

Max Wind Load
+/- 60 psf

Mounting Option #3

Continuous Angles
4" x 2" x 3/16"
Aluminum

Trubolt Wedge Anchors 3/8 x 2.5 or Tapcon (LTD) 3/8 x 2.75 one per clip



58% Free Area



AireTechnologies, Inc
a DMI company

July 2018 - IC-436

AireTechnologies.com | 1-866-421-AIRE

210 5th Street
Charleroi, PA 15022

Tomorrow's Solutions Shipped Today



Model: IC-436

Extruded Aluminum Louver - Mounting Option #4 Shown

ASTM E330-02
TAS 202-94
FL#: FL11048.1

Application:

IC-436 is an extruded louver designed specifically to meet the following Miami-Dade County test requirements and protocols:

- **ASTM E330-02** (Uniform Static Air Pressure Test)
- **TAS 202-94** (Uniform Static Air Pressure Test)

Based on single section testing of an 84"w x 120"h and a 48"w x 48"h sample with a maximum design load pressure of 60-psf.

Standard Specifications:

Frame: Heavy gauge 4" x .080" thick 6063T5 extruded aluminum.
Bottom Sill Extension

Blade: Drainable design .080" thick 6063T5 extruded aluminum, mechanically fastened to jambs, set on 36 degree angles. (Bottom blade opening varies).

Birdscreen: Standard .0516 x 3/4" flattened expanded aluminum.

Anchor Clips: 2" x 2" x 3/16" continuous angle.

Minimum size:
8"w X 8"h

Maximum Size:
84"w x 120"h Single Section.
Unlimited width x 120"h sectional.

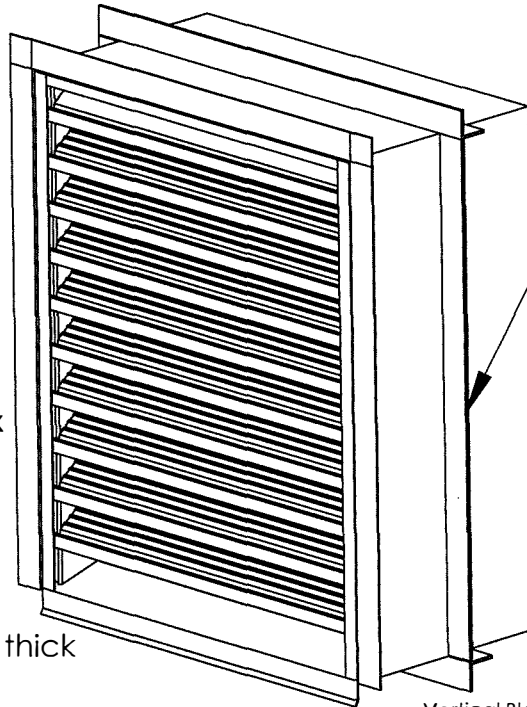
Options:

- Insect Screen
- Mill Finish (standard)
- Enamel Finish
- Kynar Finish
- Anodized Finish
- Approved Wedge Anchors

Features:

- Louver may be used in approved masonry or wood structure walls.
- 58% Free Area
- Published performance ratings based on testing in accordance with AMCA Standard 500-L

Note: All IC-436 louvers are built 1/2" under size both directions unless ordered actual size.



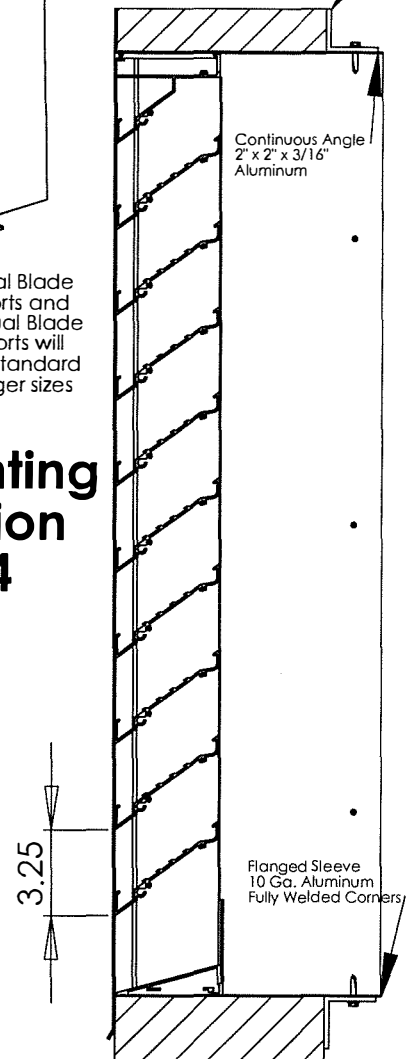
Max Wind Load
+/- 60 psf

Ease of Installation!
IC-436-4 can be mounted without the use of mechanical fasteners to the substructure!

Vertical Blade
Supports and
individual Blade
Supports will
come standard
on larger sizes

**Mounting
Option
#4**

58% Free Area



AireTechnologies, Inc.
a DMI company

July 2018 - IC-436

AireTechnologies.com | 1-866-421-AIRE

210 5th Street
Charleroi, PA 15022

Tomorrow's Solutions Shipped Today



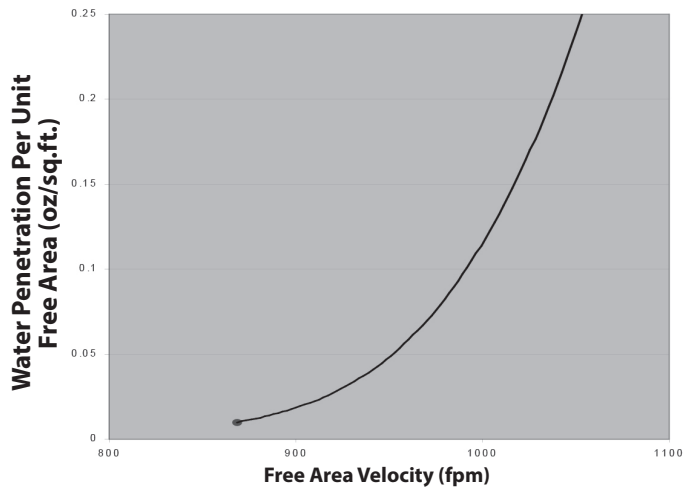
Free Area Chart For IC-436

		Width in Inches												
		12.00	18.00	24.00	30.00	36.00	42.00	48.00	54.00	60.00	66.00	72.00	78.00	84.00
H E I G H T I N C H E S	12	0.39	0.63	0.87	1.12	1.36	1.61	1.85	2.09	2.34	2.58	2.82	3.07	3.31
	18	0.67	1.10	1.52	1.94	2.37	2.79	3.21	3.64	4.06	4.49	4.91	5.33	5.76
	24	0.93	1.51	2.10	2.68	3.27	3.85	4.44	5.02	5.61	6.20	6.78	7.37	7.95
	30	1.18	1.93	2.67	3.41	4.16	4.90	5.65	6.39	7.14	7.88	8.62	9.37	10.11
	36	1.43	2.34	3.24	4.14	5.05	5.95	6.85	7.76	8.66	9.57	10.47	11.37	12.28
	42	1.67	2.73	3.78	4.83	5.89	6.94	7.99	9.05	10.10	11.16	12.21	13.26	14.32
	48	1.94	3.16	4.39	5.61	6.83	8.05	9.28	10.50	11.72	12.95	14.17	15.39	16.62
	54	2.24	3.66	5.07	6.48	7.90	9.31	10.73	12.14	13.55	14.97	16.38	17.79	19.21
	60	2.52	4.10	5.69	7.27	8.86	10.44	12.03	13.62	15.20	16.79	18.37	19.96	21.54
	66	2.77	4.51	6.26	8.00	9.75	11.49	13.24	14.98	16.73	18.47	20.22	21.96	23.71
	72	3.02	4.92	6.83	8.73	10.64	12.54	14.44	16.35	18.25	20.16	22.06	23.96	25.87
	78	3.24	5.29	7.33	9.37	11.42	13.46	15.51	17.55	19.59	21.64	23.68	25.72	27.77
	84	3.53	5.75	7.98	10.20	12.42	14.65	16.87	19.09	21.32	23.54	25.77	27.99	30.21
	90	3.81	6.22	8.62	11.03	13.43	15.83	18.24	20.64	23.04	25.45	27.85	30.26	32.66
	96	4.10	6.68	9.27	11.85	14.43	17.02	19.60	22.19	24.77	27.35	29.94	32.52	35.10
	102	4.36	7.10	9.85	12.59	15.34	18.08	20.83	23.57	26.32	29.06	31.81	34.55	37.30
	108	4.61	7.51	10.42	13.32	16.23	19.13	22.03	24.94	27.84	30.75	33.65	36.56	39.46
	114	4.86	7.92	10.99	14.05	17.11	20.18	23.24	26.31	29.37	32.43	35.50	38.56	41.62
	120	5.10	8.31	11.53	14.74	17.95	21.17	24.38	27.60	30.81	34.02	37.24	40.45	43.66



Aire Technologies, Inc. certifies that the Model IC-436 - Horizontal Blade Louver shown herein is licensed to bear the AMCA Seal. The ratings shown are based on tests and procedures performed in accordance with AMCA Publication 511 and comply with the requirements of the AMCA Certified Ratings Program. The AMCA Certified Ratings Seal applies to air performance and water penetration ratings.

Water Penetration Chart

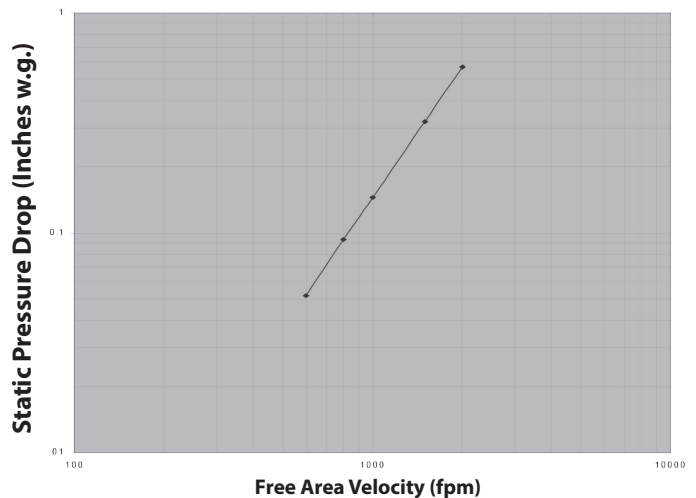


Beginning of water penetration per AMCA Publication 511 Subsection c3.2 based on AMCA measured free area: 868.8 fpm. Test duration was 15 min and test size was 48" x 48"

Test Information

Tested in accordance with ANSI/AMCA 500-L, Figure 5.5 Test sample size is 1220 mm x 1220 mm (48 in. x 48 in.) Air performance data are based on intake performance

Airflow Resistance



The performance shown is done at standard air density, 0.075lbs./ft. The pressure drop data applies to the intake side of the test unit that was 48" x 48" only.



AireTechnologies, Inc
a DMI company

July 2018 - IC-436

AireTechnologies.com | 1-866-421-AIRE

210 5th Street
Charleroi, PA 15022

Tomorrow's Solutions Shipped Today