GSFan

SINCE 1975

www.gsfan.co.kr

SINCE 1975

AMCA & 고효율 송풍기 With GS Fan! Since 1975.
고객과 함께 걸어온 40여년! 고맙습니다.
100년 기업으로 만들겠습니다.

(주)금성풍력은 1975년 설립되어 40여년간 송풍기 제조 외길만을 걸어온 장수 기업입니다.
서울 청계천 공구상가 에서 1평 남짓 한 점포에서 "동일공사" 라는 상호로 출발하여
지금의 남동공단에 2014년 말 기준 임직원 100여명, 년매출 210여억원을 생산하는
송풍기 분야 선도 기업으로서, 국산품 □ 최고의 품질로 고객에게 보답 하고 있습니다.
국내 전 산업분야 및 송풍기가 사용 되어지는 현장이라면 금성풍력 송풍기가
한번쯤은 적용 될 정도로 40여년 이라는 세월과 역사가 이미 증명 하고 있습니다.

국내 최초 (□)AMCA 인증 획득. Fan Select 프로그램 또한 고객 여러분과 함께 호흡한 결과물 입니다.
외산 제품과 성능 우위를 겨루며 중소기업 진흥을 통하여 국가산업발전에 이바지한 공헌으로
2012년 5월 17일 대통령 표창을 수상 하였고 2013년 4월 22일 각 분야에서 선도적 위치에 있으며
사회적 책임 수행에도 모범을 보이는 자랑스러운 중소기업인 상을 수상하였습니다.

국내 열악한 송풍기 시장에서 40여년 가까이 송풍기 외길만을 걸어 올 수 있었던 것은
고객 여러분의 관심과 애정의 결과물 입니다.
감사합니다. 앞으로도 GsFan은 기술, 연구 개발에 끊임없이 노력하는 기업이 되겠습니다.
고객 여러분! 실망 시키지 않겠습니다.!
감사합니다.

2016. 03. (株)金星風力 代表理事 鄭 東 騎 拜上

www.gsfan.co.kr

연혁 HISTORY

1975.05	서울 중구 입정동 5-5에 동일공사 창업
1979.02	금성풍력 상호변경
1992.05	남동공단 2단지 99-8 본사 · 공장 신축이전
1996.05	Air Foil Fan 양산 체제 구축
1998.02	송풍기선정프로그램 국내 최초 개발
1998.12	품질보증시스템인증 획득(ISO 9001/KSA 9001)
2001.10	(주)금성풍력 법인전환
2002.09	ISO 9001 : 2000전환 인증획득
2004.07	남동공단 2단지 98B-11L 본사 · 공장 이전
2005.03	(美)AMCA Air Performance(성능) 인증획득 (국내최초 국산 기술) - 원심형 송풍기(SIROCCO & AIR FOIL FAN) 인증 (편흡입 & 양흡입)
2007.03	송풍기 선정 프로그램 업그레이드 (Ver. 8.0)
2009.01	(美)AMCA Sound & Air Performance(소음 & 성능) 인증획득 - 원심형 송풍기(SIROCCO & AIR FOIL FAN) 인증 (편흡입 & 양흡입)
2010.12	(美)AMCA Sound & Air Performance(소음 & 성능) 인증획득 - MIXED FLOW(DUCT IN LINE) FAN 인증
2015.03	송풍기 선정 프로그램 업그레이드 (Ver. 10)

수상내역 AWARD RECORDS

2011.01	조선일보-IBK-잡월드 3社 주관. "일하기 좋은 600대 기업 선정" - 2011. 1. 1. 조선일보 참조
2011.05	제3회 명문장수기업상 선정
2011.09	지식경제부장관 경영생산성 선도적 활동 표창장
2011.09	지식경제부장관 생산성향상 우수한 경영 상과를 거둔 우수기업 지정
2011.11	인천광역시 비전기업 선정 - 21C경제주역 「대한민국의 심장, 경제수도 인천」 건설대표브랜드기업, 「비전기업」 선정
2012.03	제 39회 상공의 날 대한상공회의소 표창장 (상공업 발전에 기여)
2012.05	제 24회 전국중소기업인대회 대통령 표창 (모범 중소기업인)
2012.12	인천광역시 중소기업인대상 우수상
2013.04	이달의 자랑스러운 중소기업인상 (중소기업중앙회)

TECHNOLOGY

ISO인증은?

국제표준화기구의 약어로서 서비스와 관련된 제반설비와 활동의 표준화를 통하여 국제 교역을 촉진하고 회원기관과 국제기구와의 협력을 도모 각국의 실정에 맞게 수정하거나 번역되어 국가표준으로 사용되고 있는 제도입니다.

고효율에너지기자재 인증은?

지식경제부 (고효율에너지기자재 보급 촉진에 관한 규정)에 의하여 에너지 관리공단에서 고효율 에너지 기자재로 인증받은 제품을 말하며 고효율 에너지 기자재의 보급을 활성화 하기 위하여 일정기준 이상 제품에 대하여 인증하여 주는 효율 보증제도입니다.

FAN SELECTION PROGRAM은?

1998년 2월 Ver 1.0으로 개발, 매년 upgrade하여 설비&설계 엔지니어, 유체기계 전공학생 등 고객의 요청에 의거 중소기업 여건에서 연구개발비를 과감하게 투자하여 현재 당사 및 설비& 설계사무소(설비관련 Big User)의 엔지니어와 Fan제조사 엔지니어가 활용하고 있습니다.
본 Program은 당사 Home Page에서 무상 다운로드하여 사용가능합니다.

KARSE SEAL

한국설비기술협회(KARSE)에서 AMCA 210, KS B 6311 과 KARSE 송풍기 성능인증 프로그램의 시험과 절차에 따라 성능(풍량, 정압, 축동력)을 검증하여 제품 카다로그의 데이터를 보증해 주는 인증으로써 당사 Airfoil, Sirocco, Duct In Line등의 제품군에 해당됩니다.

www.gsfan.co.kr

AMCA 란?

AMCA (Air Movement and Control Association) International의 약자로 송풍기, 댐퍼, 루버, 에어커튼, 공기유량 측정 장치, 덕트, 소음기 등의 공기이송, 제어 등과 관련된 시스템의 제조업체들이모인 비영리 협회이다. 국제표준을 이끌고 있는 공인성능 인증기관이며 1917년 설립된 후 약 100여년의 역사를 가지고 있습니다.
송풍기분야 및 공조산업분야에서 국제적인 권위를 인정받고 있으며 AMCA의 제정규격은 ASHRAE (American Society of Heating, Refrigerating and Air-Conditioning Engineers, Inc.: 미국냉난방공조협회) 및 ANSI (American National Standards Institute: 미국 규격협회) 규격으로 채택되어 사용되고 있으며 ISO 및 KS규격에도 채용하여 사용되고 있습니다.
비영리 인증기관으로서 유럽과 아시아에 지부를 두고 있으며 송풍기, 댐퍼, 셔터, 등의 공기조절장치와 시스템에 대한 엄격하고 공정한 테스트를 실시하여 제조사의 카탈로그와 실제 제품과의 성능이 일치하는 제품에 대하여 AMCA Seal부착할 수 있도록 권한을 부여하고 소비자가 안심하고 제품을 선정, 사용할 수 있도록 인증하고 있습니다.
2015년 1월말 현재 전 세계 34개국 330여 업체가 회원사로 등록되어 있습니다.

AMCA SEAL(Sound & Air Performance)인증은?

(美)AMCA Lab에서 소음(dB)과 성능(풍량, 정압, 축동력)을 검증하여 제품 카타로그상의 데이터를 보증하는 국제적으로 권위 있는 연구기관의 인증서로, (주)금성풍력은 국내 최초 소음과 성능에 대한 인증을 획득했습니다.

AMCA SEAL(FEG)인증은?

미국 AMCA에서는 고객의 송풍기 고효율화 요구에 부흥하기 위하여 기존의 성능기준에 효율 요구조건을 추가하여 각 송풍기별 효율등급을 규정하고 제품 카탈로그에 효율을 명시토록하여 고객이 믿을 수 있는 효율 보증 프로그램을 운영하고 있습니다.
(주)금성풍력은 국내최초 효율등급인증을 취득하였습니다.

www.gsfan.co.kr

AIR FOIL FAN
GAF-DS series

GAF-FAN은 날개에 항공기의 익형을 응용한 것이며 원심 FAN 중에는 가장 새로운 기종입니다. 효율이 좋고 소음도 낮으며 고속회전이 가능하고 날개경도 작게 할 수 있음으로 전체적으로 소형이 되는 장점이 있습니다.

GAF-FAN applied sing types of a plane to wings, and of the centrifugal fans, it is the newest model.
Since it provides high efficiency, Low noise, high-speed rotations and a small wing diameter, it can be small.



GAF-DS (DWDI CENTRIFUGAL FAN)

GUMSUNG POONG RYUK Co.,Ltd. certifies that the GAF-DS FAN shown herein is licensed to bear the AMCA Seal.
The Ratings shown are based on tests and procedure performed in accordance with AMCA publication 211, 311 and comply with the requirements of the AMCA Certified Ratings Program.

GAF-2DS from GAF-14DS for the entire model to have obtained the AMCA Seal certified performance and sound.

GAF-2DS ~ GAF-2.25DS base data is GAF-2DS
GAF-2.5DS ~ GAF-2.75DS base data is GAF-2.5DS
GAF-3DS ~ GAF-3.75DS base data is GAF-3DS
GAF-4DS ~ GAF-4.75DS base data is GAF-4DS
GAF-5DS ~ GAF-5.75DS base data is GAF-5DS
GAF-6DS ~ GAF-7DS base data is GAF-6DS
GAF-8DS ~ GAF-14DS base data is GAF-8DS

Type GAF-DS DWDI Series
Gumsung GAF-DS DWDI model is double suction-center hang type fan with wheel diameter from 12" to 84" applied by aerodynamic design.

1. Wheels
All wheels are dynamically balanced and designed to perform up to 100% of standard capacity. The wheels are made of carbon steel and generally constructed by spot welding will be applied in case when high speed is required or the air is dusted or wet.

2. HUB
The hub is made of steel casing and can be fixed to shaft with keys and taper bushes.

3. Casing
Constructed of metal sheets and section steel with continuous welding to perform 100% of standard capacity.

4. Inlet Cone
Designed to perform 100% of standard capacity enabling the maximum control. A special care was done to keep the inlet cones from touching other parts to include wheels. It can be easily assembled to the casing with flat washers.

5. Inlet Vane controls
It accurately controls the air flow and change the direction of flow to the wheels. Reduced air volume than outlet damper will provide more economical performance. If you are installing the inlet guide vane damper performance degradation of about 3-5% is caused by the fluid velocity.

GAF-DS series

AIR FOIL FAN
www.gsfan.co.kr

표준외형도 Standard shape of AIR FOIL FAN(GAF-DS SERIES)

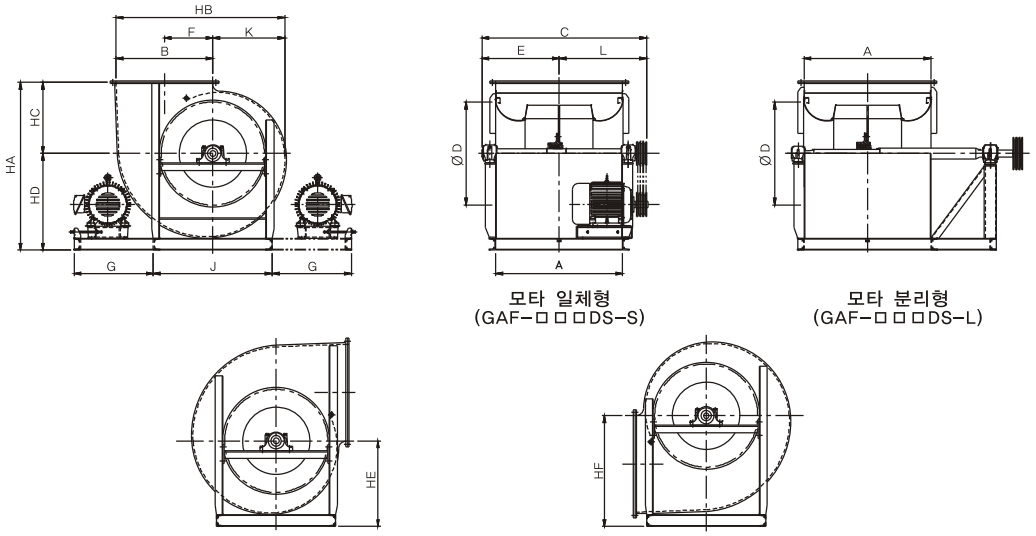

Fig.1 Fig.4

MODEL NO.	A	B	Ø D	E	F	HA	HB	HC	HD	HE	HF	C	J	K	L	FAN WEIGHT kg
#2	400	305	320	285	153	585	535	240	345	315	390	640	400	230	355	100
#2.25	450	345	360	310	173	665	615	275	390	355	430	690	500	270	380	110
#2.5	500	380	400	335	190	685	665	275	410	370	465	740	500	285	405	120
#2.75	550	420	440	360	210	785	735	340	445	400	505	810	570	315	450	145
#3	600	455	480	390	228	815	795	340	475	425	540	860	570	340	470	165
#3.25	650	495	520	415	248	890	870	380	510	460	580	910	660	375	495	180
#3.5	700	535	560	440	268	955	935	410	545	485	620	960	660	400	520	195
#3.75	750	570	600	465	285	1030	1000	450	580	515	655	1010	750	430	545	230
#4	800	610	640	490	305	1060	1065	450	610	540	695	1065	750	455	575	270
#4.25	850	650	680	515	325	1125	1135	480	645	570	735	1130	850	485	615	290
#4.5	900	685	720	540	343	1185	1190	490	695	615	795	1180	850	505	640	310
#4.75	950	725	760	585	363	1250	1260	520	730	645	835	1270	950	535	685	370
#5	1000	760	800	610	380	1300	1320	540	760	670	870	1320	950	560	710	480
#5.25	1050	800	840	635	400	1365	1390	570	795	700	910	1370	1050	590	735	520
#5.5	1100	840	880	660	420	1420	1460	590	830	730	950	1420	1050	620	760	580
#5.75	1150	875	920	695	438	1480	1525	620	860	760	985	1490	1100	650	795	630
#6	1200	915	960	720	458	1545	1590	650	895	785	1025	1540	1100	675	820	690
#6.5	1300	990	1040	770	495	1695	1730	700	995	850	1100	1675	1250	740	905	820
#7	1400	1065	1120	820	533	1790	1850	740	1050	920	1200	1800	1350	785	980	930
#8	1600	1220	1280	940	610	2060	2120	870	1190	1035	1355	2020	1500	900	1080	1220
#9	1800	1370	1440	1050	685	2305	2380	960	1345	1170	1530	2240	1700	1010	1190	1480
#10	2000	1525	1600	1175	763	2530	2650	1050	1480	1285	1685	2500	1900	1125	1325	1980
#11	2200	1675	1760	1280	838	2725	2910	1150	1575	1395	1835	2720	2100	1235	1440	2530
#12	2400	1830	1920	1380	915	2975	3160	1240	1735	1540	2040	2950	2300	1330	1570	3080
#13	2600	1980	2080	1480	990	3220	3440	1350	1870	1670	2190	3180	2500	1460	1700	3500
#14	2800	2135	2240	1580	1068	3450	3710	1450	2000	1785	2345	3410	2700	1575	1830	4200

※상기 FAN 중량은 모터가 제외된 중량입니다. ※Motor weight was not included in the weight of the fan.

MOTOR BASE

MOTOR	1HP	2HP	3HP	5HP	7.5HP	10HP	15HP	20HP	25HP	30HP	40HP	50HP	60HP	75HP	100HP	125HP	150HP
G	400	400	450	450	500	500	600	600	650	650	700	700	800	800	900	950	1050

※상기 치수 및 성능 DATA는 성능 및 품질 개선을 위해 예고없이 변경할 수 있습니다.
※The dimensions and performance data can change without notice for performance and quality improvement.

-Notes-
1. The weight is that of a fan only except for the weight of a motor, and differs according to DS-L or temperature.
2. The center of inlet and the height of outlet are subject to change according to use frequency and motor HP.

GAF-DS series

AIR FOIL FAN
www.gsfan.co.kr

팬선정 방법 예 Fan Selection Example

Motor separation type model name is "GAF-□□□ DS-L" of the standard shape.
Motor integrated type model nam e is "GAF-□□□ DS-S" of the standard shape.

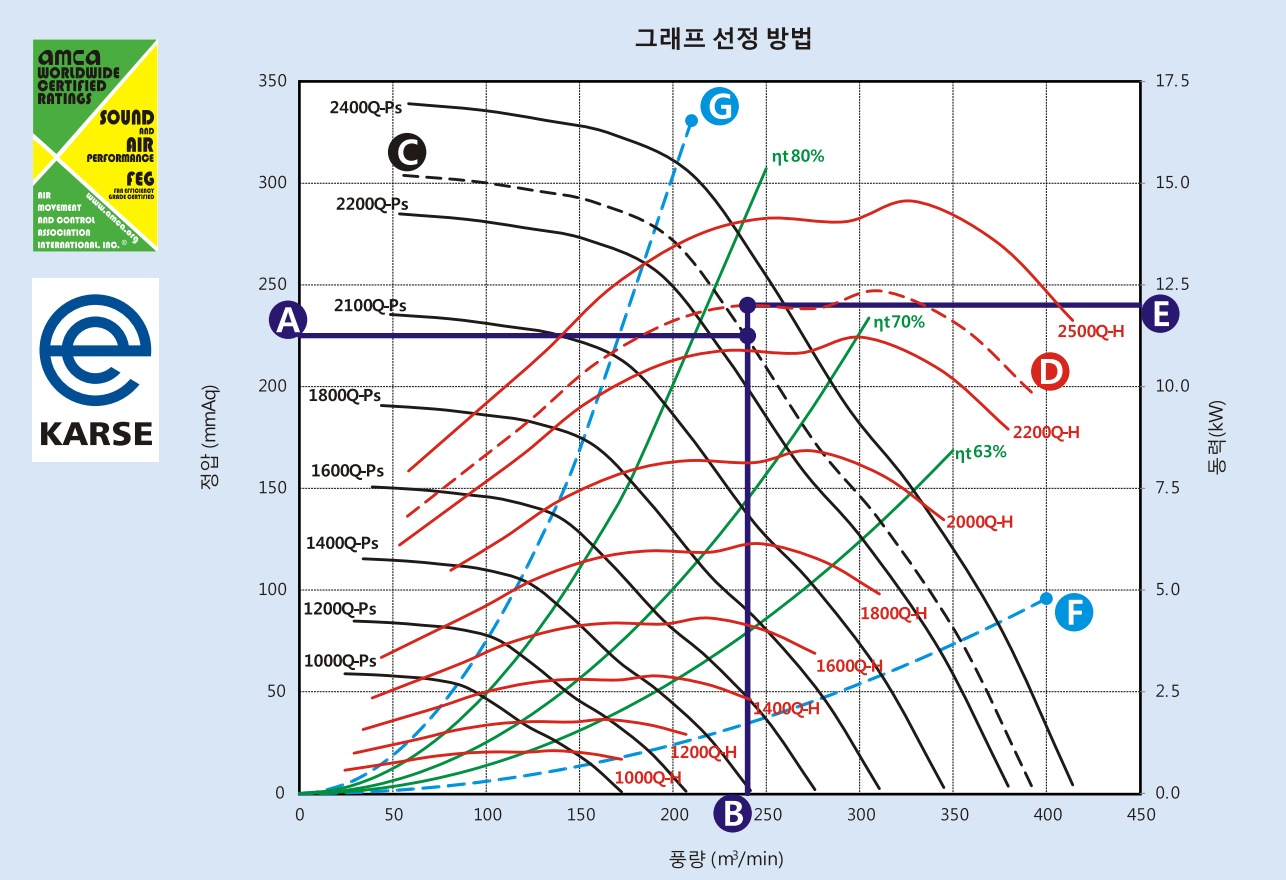

송풍기 사용점 선정방법

1. 요구되는 정압에 해당되는 수평선(A)늘 긋는다.
2. 요구되는 풍량에 해당되는 수직선(B)를 긋는다.
3. 요구되는 정압(A) 및 풍량(B)의 교점의 예상회전수 및 예상 풍량압력곡선(C)를 구한다.
4. 예상 회전수에서의 예산동력곡선(D)을 추정한다.
5. 예상동력곡선과 만나는 요구 풍량 수직선의 교점을 동력선 좌표로 수평선(E)을 그린다.
6. 사용 권장 상한선(G)와 사용 권장 하한선(F)를 벗어나는 경우 효율적인 송풍기 운영을 위하여 송풍기 모델 및 기종을 변경하는 것이 바람직하다.

ex) 선정정압 (A) : 225 mmAq
선정풍량 (B) : 240 ㎥/min
선정 정압 및 풍량에 의하여 교점에서 만나는 풍량 압력곡선의 예상회전수(C)는 2272rpm 이다.
2272 rpm에 해당되는 예상 동력곡선(D)를 그린 후 동력값(E)는 약 11.78kW이다.
이때의 예상 전압효율은 약 76% 이다.

FAN DESIGN POINT SELECTION

1. Corresponding to the static pressure required horizontal line (A) always draw.
2. Draw a vertical line (B) that corresponds to the required air volume.
3. Calculate the estimated rotational speed and estimated air flow pressure curve (C) of the intersection point of the static pressure (A) and air flow rate (B) is required.
4. Estimates the estimated power curve (D) of the expected number of revolutions.
5. The expected power curve and the intersection of the vertical line corresponding to meet demand airflow to the power line coordinates to draw a horizontal line (E).
6. It is preferred to change the blower model and models for the efficient operation if it is not selected within a blower using the recommended upper limit (G) and using the recommended lower limit (F).

Examples) Selected static pressure(A) : 225 mmAq
Selected airflow rate(B) : 240 ㎥/min
Airflow pressure curve rotation is expected be selected static pressure and air flow (C), meet at the intersection of 2272rpm.
After drawing the expected power curve (D) corresponding to 2272 rpm for horizontal movement by a power value to meet the in tersection of the vertical line and the air flow (E) is about 11.78kW.
The total efficiency is expected at this point is estimated to be about 76%.

At this time, the selected power is the power consumption of a purely impeller.
Therefore, when considering the safety factor selected motor and drive loss must be selected and 115-125% larger than the minimum.

GAF-DS series

AIR FOIL FAN
www.gsfan.co.kr

GAF-2DS FEG 70

Wheel dia	304 mm	Tip Speed = 0.01592 * rpm	Outlet Dim'	400 * 305	Outlet Area	0.1220 m^2	Class 1	3769 rpm	Class 2	5026 rpm	Not Applicable

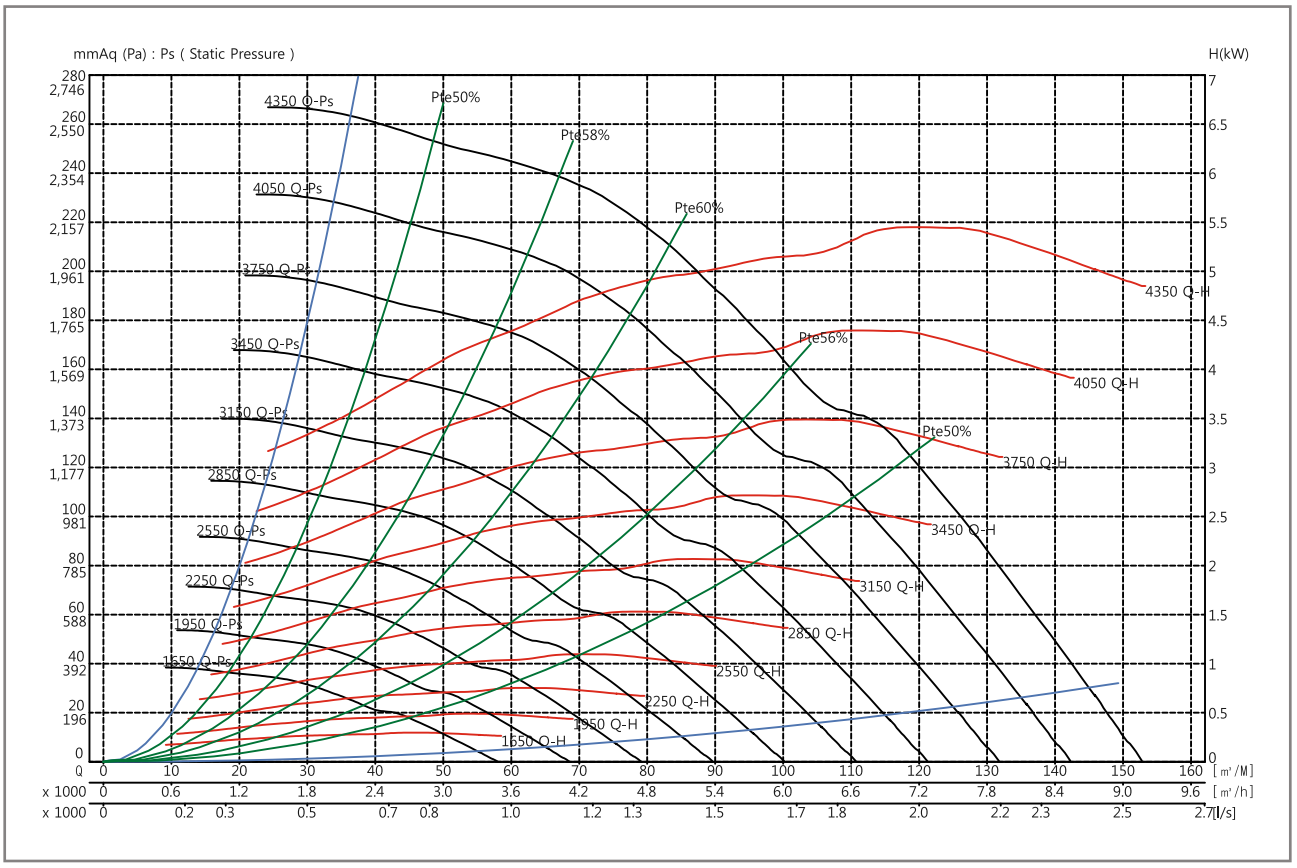

Air flow (m^3/min)	Outlet Vel (m/sec)	20 mmAq (196 Pa)				40 mmAq (392 Pa)				60 mmAq (588 Pa)				80 mmAq (785 Pa)				100 mmAq (981 Pa)			
		rpm	BkW	η_t	PWL	rpm	BkW	η_t	PWL	rpm	BkW	η_t	PWL	rpm	BkW	η_t	PWL	rpm	BkW	η_t	PWL
		m^{-1}	kW	%	LwiA	m^{-1}	kW	%	LwiA	m^{-1}	kW	%	LwiA	m^{-1}	kW	%	LwiA	m^{-1}	kW	%	LwiA
20	2.73					1733	0.258	50.8	84	2091	0.416	47.1	89	2398	0.600	44.8	93				
30	4.10					1809	0.342	58.8	85	2153	0.531	55.6	89	2463	0.761	52.2	93	2729	0.984	49.8	97
40	5.46	1650	0.282	54.3	82	1961	0.457	59.4	87	2253	0.673	59.5	90	2527	0.909	57.8	94	2791	1.175	56.4	97
50	6.83	1792	0.381	48.6	85	2159	0.628	55.9	89	2430	0.873	59.1	92	2661	1.126	60.0	95	2892	1.417	59.3	98
60	8.20	2034	0.553	42.8	87	2320	0.814	53.0	91	2619	1.121	56.1	94	2839	1.399	58.8	97	3038	1.688	60.0	99
70	9.56	2289	0.773	37.9	90	2535	1.077	48.6	93	2812	1.418	53.7	97	3043	1.759	55.9	99	3234	2.088	57.8	102
80	10.93	2531	1.031	34.6	93	2763	1.392	44.6	96	2956	1.708	51.0	98	3239	2.161	53.8	102	3445	2.559	55.5	104
90	12.30	2784	1.355	31.7	96	3004	1.770	40.9	98	3184	2.134	47.4	101	3384	2.560	51.4	103	3630	3.055	53.7	105
100	13.66	3057	1.779	29.6	99	3260	2.234	37.9	101	3416	2.631	44.1	103	3586	3.050	48.6	105	3760	3.512	51.6	106
110	15.03	3331	2.274	26.6	102	3513	2.762	35.1	104	3674	3.239	40.9	105	3836	3.732	45.4	106	3980	4.175	49.0	107
120	16.39	3600	2.851	24.9	105	3755	3.350	33.4	105	3911	3.874	38.9	106	4069	4.430	42.8	107	4215	4.954	46.2	108
130	17.76	3865	3.511	23.4	106	4021	4.066	30.7	107	4168	4.636	36.3	107	4307	5.210	40.4	108				

Air flow (m^3/min)	Outlet Vel (m/sec)	120 mmAq (1177 Pa)				140 mmAq (1373 Pa)				160 mmAq (1569 Pa)				180 mmAq (1765 Pa)				200 mmAq (1961 Pa)			
		rpm	BkW	η_t	PWL	rpm	BkW	η_t	PWL	rpm	BkW	η_t	PWL	rpm	BkW	η_t	PWL	rpm	BkW	η_t	PWL
		m^{-1}	kW	%	LwiA	m^{-1}	kW	%	LwiA	m^{-1}	kW	%	LwiA	m^{-1}	kW	%	LwiA	m^{-1}	kW	%	LwiA
20	2.73																				
30	4.10	2968	1.215	48.1	99	3195	1.485	47.1	102	3402	1.745	45.8	105	3591	2.008	44.5	107				
40	5.46	3031	1.456	54.2	100	3258	1.763	52.2	103	3467	2.071	50.8	105	3661	2.381	49.8	107	3845	2.704	49.0	108
50	6.83	3111	1.719	58.1	101	3322	2.026	57.2	103	3526	2.360	56.2	106	3721	2.722	54.9	107	3908	3.110	53.8	108
60	8.20	3247	2.044	60.0	102	3432	2.376	59.4	104	3608	2.708	58.6	106	3790	3.075	57.8	107	3970	3.464	57.2	108
70	9.56	3420	2.434	59.2	104	3578	2.757	60.0	106	3751	3.155	60.0	107	3913	3.539	59.6	107	4069	3.930	59.0	108
80	10.93	3607	2.917	57.0	105	3773	3.298	58.5	106	3922	3.662	59.4	107	4076	4.086	60.0	108	4222	4.520	60.1	108
90	12.30	3814	3.478	55.2	106	3972	3.913	56.3	107	4117	4.318	57.6	108	4252	4.716	58.7	108				
100	13.66	3984	4.059	53.6	107	4184	4.607	54.7	108	4315	5.028	55.9	109								
110	15.03	4132	4.664	51.6	108	4322	5.228	53.3	109												
120	16.39	4343	5.423	49.0	108																
130	17.76																				

GAF-DS_Version 11.0_March,2016

- Air performance and Sound performance of can be changed without notice for performance and quality improvement.
- Power rating BkW does not include V-belt drive, motor efficiency and transmission losses.
- The A-weighted sound ratings calculated per AMCA standard 301. Values shown are for inlet PWL(LwiA(dBA)) sound power levels for installation type B:(free inlet, Ducted outlet), Rating do not include the effect of duct end corrections.
- Performance certified is for AMCA 210 Fig-12 & installation type B:(Free inlet, Ducted outlet), Performance ratings do not include the effects of appurtenance(Accessories).

GAF-2.25DS FEG 67

Wheel dia	342 mm	Tip Speed = 0.01791 * rpm	Outlet Dim'	450 * 345	Outlet Area	0.1553 m^2	Class 1	3351 rpm	Class 2	4468 rpm	Not Applicable

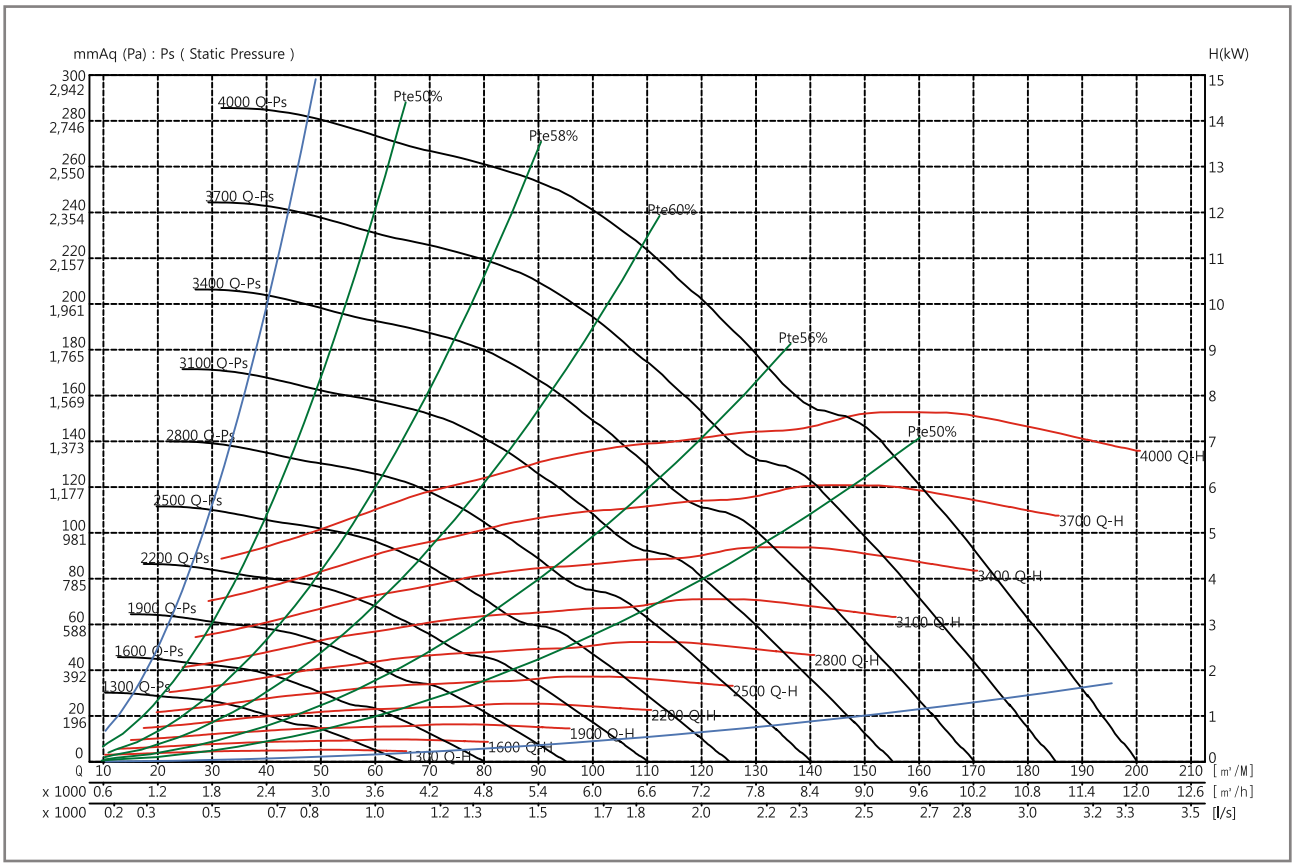

Air flow (m^3/min)	Outlet Vel (m/sec)	20 mmAq (196 Pa)				40 mmAq (392 Pa)				60 mmAq (588 Pa)				80 mmAq (785 Pa)				100 mmAq (981 Pa)			
		rpm	BkW	η_t	PWL	rpm	BkW	η_t	PWL	rpm	BkW	η_t	PWL	rpm	BkW	η_t	PWL	rpm	BkW	η_t	PWL
		m^{-1}	kW	%	LwiA	m^{-1}	kW	%	LwiA	m^{-1}	kW	%	LwiA	m^{-1}	kW	%	LwiA	m^{-1}	kW	%	LwiA
30	3.23					1561	0.363	55.3	84	1884	0.594	50.5	90	2152	0.830	47.9	93	2390	1.090	45.8	96
40	4.31	1300	0.243	58.1	78	1626	0.453	59.3	85	1924	0.697	56.6	90	2198	0.994	53.8	93	2436	1.293	50.8	96
50	5.38	1433	0.334	54.1	81	1734	0.568	59.6	87	1997	0.842	59.4	91	2246	1.150	57.8	94	2480	1.485	56.4	97
60	6.46	1548	0.442	49.7	83	1875	0.740	56.3	89	2114	1.027	59.7	92	2334	1.359	59.8	94	2538	1.695	58.6	97
70	7.54	1705	0.590	45.4	87	2019	0.935	54.1	91	2253	1.276	57.2	94	2452	1.607	59.6	96	2637	1.972	60.0	98
80	8.61	1875	0.775	40.9	89	2115	1.125	52.0	92	2397	1.554	55.2	95	2579	1.910	57.6	97	2756	2.287	59.4	100
90	9.69	2049	0.999	37.9	91	2267	1.388	48.6	94	2507	1.824	53.5	97	2726	2.282	55.7	99	2895	2.709	57.3	101
100	10.77	2236	1.281	34.6	93	2429	1.706	45.4	95	2625	2.154	51.0	98	2863	2.676	54.0	101	3035	3.149	55.7	103
110	11.84	2417	1.601	32.3	95	2605	2.088	41.9	97	2772	2.540	48.2	100	2952	3.051	52.4	102	3177	3.641	54.3	104
120	12.92	2596	1.970	30.4	98	2781	2.516	39.4	100	2941	3.027	45.4	101	3091	3.522	50.3	103	3261	4.078	53.0	105
130	14.00	2788	2.417	28.1	100	2951	2.978	37.3	102	3102	3.543	43.3	103	3246	4.078	47.8	105	3393	4.655	51.0	107
140	15.07	2978	2.929	26.6	102	3130	3.518	35.1	104	3280	4.152	40.9	105	3410	4.723	45.4	106	3554	5.356	48.6	108

Air flow (m^3/min)	Outlet Vel (m/sec)	120 mmAq (1177 Pa)				140 mmAq (1373 Pa)				160 mmAq (1569 Pa)				180 mmAq (1765 Pa)				200 mmAq (1961 Pa)			
		rpm	BkW	η_t	PWL	rpm	BkW	η_t	PWL	rpm	BkW	η_t	PWL	rpm	BkW	η_t	PWL	rpm	BkW	η_t	PWL
		m^{-1}	kW	%	LwiA	m^{-1}	kW	%	LwiA	m^{-1}	kW	%	LwiA	m^{-1}	kW	%	LwiA	m^{-1}	kW	%	LwiA
30	3.23																				
40	4.31	2650	1.601	49.2	99	2849	1.939	48.1	102	3028	2.244	46.3	104	3202	2.594	45.2	106	3362	2.969	44.5	108
50	5.38	2694	1.843	54.2	100	2896	2.232	52.2	102	3081	2.621	50.8	104	3254	3.013	49.8	106	3415	3.393	48.8	108
60	6.46	2742	2.069	57.5	100	2936	2.466	56.4	102	3120	2.905	55.3	105	3293	3.337	53.4	107	3461	3.816	52.2	109
70	7.54	2821	2.377	59.4	101	2992	2.769	58.3	103	3171	3.228	57.7	105	3340	3.686	57.0	107	3502	4.159	56.0	109
80	8.61	2931	2.727	60.1	102	3088	3.150	59.8	104	3248	3.615	59.2	106	3398	4.072	58.5	108	3552	4.564	57.8	109
90	9.69	3054	3.127	59.1	103	3202	3.569	59.9	105	3345	4.040	60.0	107	3493	4.552	59.7	108	3636	5.085	59.3	110
100	10.77	3188	3.621	57.2	105	3328	4.067	58.8	106	3468	4.555	59.6	108	3606	5.092	60.0	109	3740	5.653	60.0	110
110	11.84	3329	4.159	55.7	106	3465	4.663	57.0	108	3606	5.212	58.1	109	3734	5.725	59.1	110	3857	6.261	59.7	110
120	12.92	3480	4.788	54.3	108	3622	5.363	55.5	109	3739	5.872	56.7	110	3867	6.453	57.6	110	3984	6.994	58.7	111
130	14.00	3564	5.303	53.2	109	3759	6.037	54.3	110	3889	6.643	55.4	110								
140	15.07	3686	5.968	51.4	109	3849	6.686	53.2	110												

GAF-DS_Version 11.0_March,2016

- Air performance and Sound performance of can be changed without notice for performance and quality improvement.
- Power rating BkW does not include V-belt drive, motor efficiency and transmission losses.
- The A-weighted sound ratings calculated per AMCA standard 301. Values shown are for inlet PWL(LwiA(dBA)) sound power levels for installation type B:(free inlet, Ducted outlet), Rating do not include the effect of duct end corrections.
- Performance certified is for AMCA 210 Fig-12 & installation type B:(Free inlet, Ducted outlet), Performance ratings do not include the effects of appurtenance(Accessories).

GAF-DS series

AIR FOIL FAN
www.gsfan.co.kr

GAF-2.5DS FEG 70

Wheel dia	381 mm	Tip Speed = 0.01995 * rpm	Outlet Dim'	500 * 380	Outlet Area	0.1900 m^2	Class 1	3008 rpm	Class 2	4010 rpm	Not Applicable

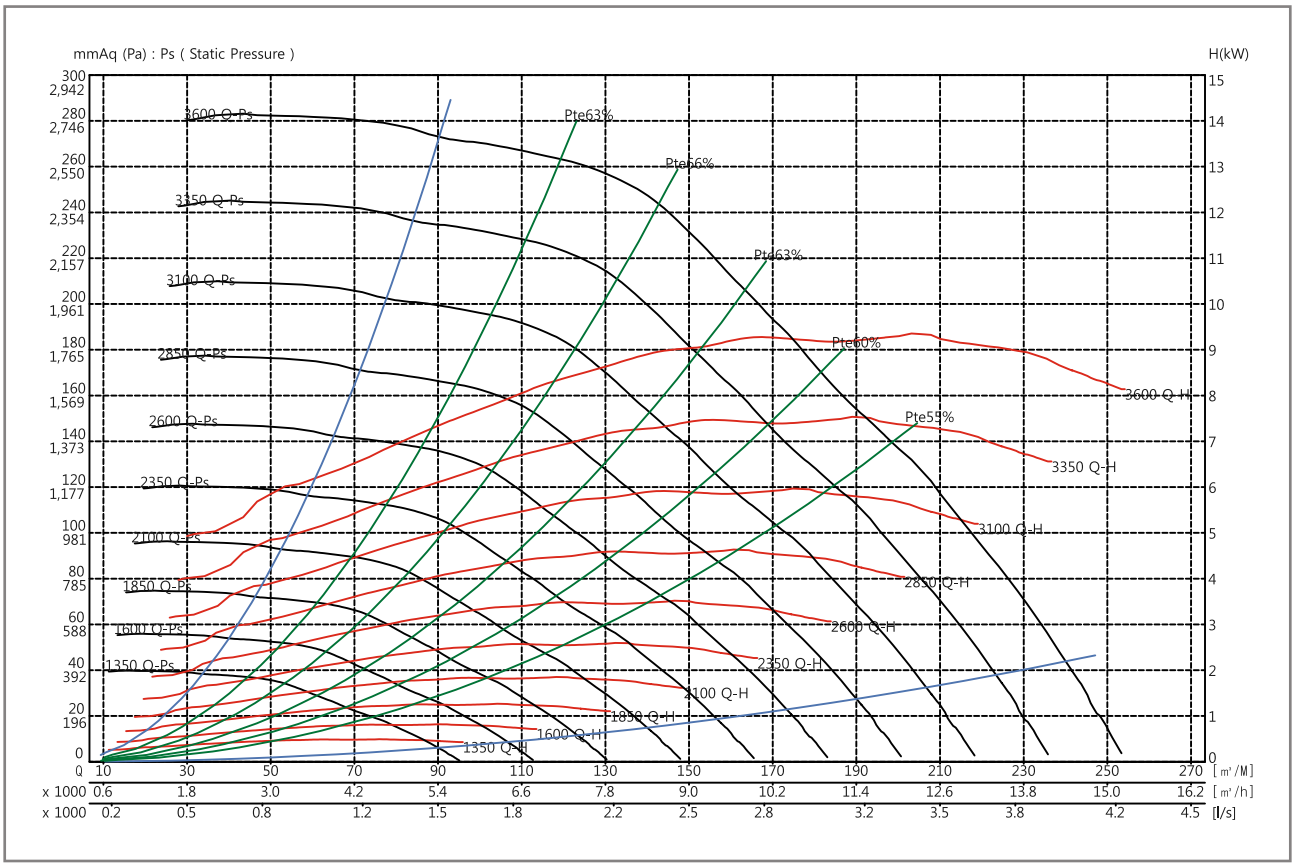

Air flow (m^3/min)	Outlet Vel (m/sec)	20 mmAq (196 Pa)				40 mmAq (392 Pa)				60 mmAq (588 Pa)				80 mmAq (785 Pa)				100 mmAq (981 Pa)			
		rpm	BkW	η_t	PWL	rpm	BkW	η_t	PWL	rpm	BkW	η_t	PWL	rpm	BkW	η_t	PWL	rpm	BkW	η_t	PW
		m^{-1}	kW	%	LwiA	m^{-1}	kW	%	LwiA	m^{-1}	kW	%	LwiA	m^{-1}	kW	%	LwiA	m^{-1}	kW	%	LwiA
60	5.26					1480	0.623	65.6	79	1728	0.936	64.2	83	1971	1.322	60.9	86	2188	1.711	57.9	89
70	6.14					1574	0.769	63.2	81	1781	1.078	65.8	85	1998	1.452	64.4	87	2210	1.889	61.5	90
80	7.02	1409	0.559	53.5	79	1668	0.916	61.5	83	1869	1.267	64.9	86	2051	1.644	65.8	88	2242	2.072	64.9	90
90	7.89	1528	0.701	49.7	81	1766	1.081	59.3	85	1961	1.493	62.5	88	2135	1.881	65.3	89	2296	2.305	65.8	91
100	8.77	1644	0.867	47.1	84	1870	1.292	56.7	87	2058	1.719	61.4	89	2226	2.176	63.2	91	2379	2.601	65.4	92
110	9.65	1758	1.051	43.7	86	1966	1.515	54.1	88	2160	1.978	59.5	90	2325	2.489	61.8	92	2480	3.004	63.4	94
120	10.53	1890	1.295	40.4	88	2079	1.785	51.5	89	2264	2.288	57.2	92	2425	2.810	60.4	93	2568	3.357	62.0	95
130	11.40	2008	1.545	38.6	89	2194	2.074	49.3	91	2362	2.615	55.3	93	2532	3.189	58.7	95	2671	3.758	61.1	96
140	12.28	2138	1.846	36.5	91	2302	2.382	47.1	92	2458	2.971	53.0	94	2624	3.567	57.0	96	2772	4.184	59.6	97
150	13.16	2272	2.188	34.2	93	2426	2.773	44.7	94	2574	3.381	51.2	95	2723	4.013	55.3	97	2876	4.682	57.9	98
160	14.04	2400	2.557	32.9	94	2547	3.190	42.4	95	2688	3.813	49.3	96	2822	4.497	53.5	98	2970	5.184	56.5	99
170	14.91	2542	3.012	31.1	96	2673	3.666	40.4	97	2806	4.313	47.1	98	2940	5.048	51.5	99	3071	5.773	54.7	100

Air flow (m^3/min)	Outlet Vel (m/sec)	120 mmAq (1177 Pa)				140 mmAq (1373 Pa)				160 mmAq (1569 Pa)				180 mmAq (1765 Pa)				200 mmAq (1961 Pa)			
		rpm	BkW	η_t	PWL	rpm	BkW	η_t	PWL	rpm	BkW	η_t	PWL	rpm	BkW	η_t	PWL	rpm	BkW	η_t	PW
		m^{-1}	kW	%	LwiA	m^{-1}	kW	%	LwiA	m^{-1}	kW	%	LwiA	m^{-1}	kW	%	LwiA	m^{-1}	kW	%	LwiA
60	5.26	2388	2.147	55.7	91																
70	6.14	2405	2.345	59.7	92	2588	2.818	57.5	94	2757	3.308	55.7	96								
80	7.02	2429	2.553	62.7	92	2608	3.065	60.9	94	2774	3.571	59.2	96	2935	4.140	57.9	97	3088	4.714	56.4	99
90	7.89	2467	2.788	65.3	93	2635	3.313	63.9	94	2798	3.868	61.9	96	2956	4.454	60.8	97	3103	5.016	59.4	99
100	8.77	2529	3.099	65.7	94	2676	3.590	65.5	95	2830	4.156	64.6	97	2981	4.767	63.3	98	3129	5.411	61.9	99
110	9.65	2611	3.445	65.3	95	2744	3.969	65.7	96	2880	4.524	65.7	97	3020	5.111	65.2	98	3155	5.719	64.2	100
120	10.53	2707	3.904	63.5	96	2829	4.386	65.3	97	2955	4.974	65.7	98	3077	5.563	65.8	99	3204	6.188	65.5	100
130	11.40	2803	4.369	62.2	97	2929	4.949	63.5	98	3041	5.461	65.0	99	3155	6.066	65.6	100	3271	6.723	65.7	101
140	12.28	2891	4.778	61.5	98	3020	5.472	62.3	99	3137	6.089	63.4	100	3246	6.674	64.7	101	3353	7.298	65.4	102
150	13.16	2995	5.292	60.2	99	3117	5.992	61.5	100	3229	6.688	62.3	101	3340	7.366	63.2	102	3445	8.006	64.4	103
160	14.04	3101	5.865	58.7	100	3220	6.585	60.4	101	3324	7.274	61.6	102	3438	8.077	62.2	103	3534	8.741	63.1	103
170	14.91	3202	6.483	57.2	101	3321	7.199	59.2	102	3429	7.953	60.4	103	3528	8.700	61.6	104				

GAF-DS_Version 11.0_March,2016

- Air performance and Sound performance of can be changed without notice for performance and quality improvement.
- Power rating BkW does not include V-belt drive, motor efficiency and transmission losses.
- The A-weighted sound ratings calculated per AMCA standard 301. Values shown are for inlet PWL(LwiA(dBA)) sound power levels for installation type B:(free inlet, Ducted outlet), Rating do not include the effect of duct end corrections.
- Performance certified is for AMCA 210 Fig-12 & installation type B:(Free inlet, Ducted outlet), Performance ratings do not include the effects of appurtenance(Accessories).

GAF-DS series

AIR FOIL FAN
www.gsfan.co.kr

GAF-2.75DS FEG 70

Wheel dia	420 mm	Tip Speed = 0.02199 * rpm	Outlet Dim'	550 * 420	Outlet Area	0.2310 m^2	Class 1	2728 rpm	Class 2	3638 rpm	Not Applicable

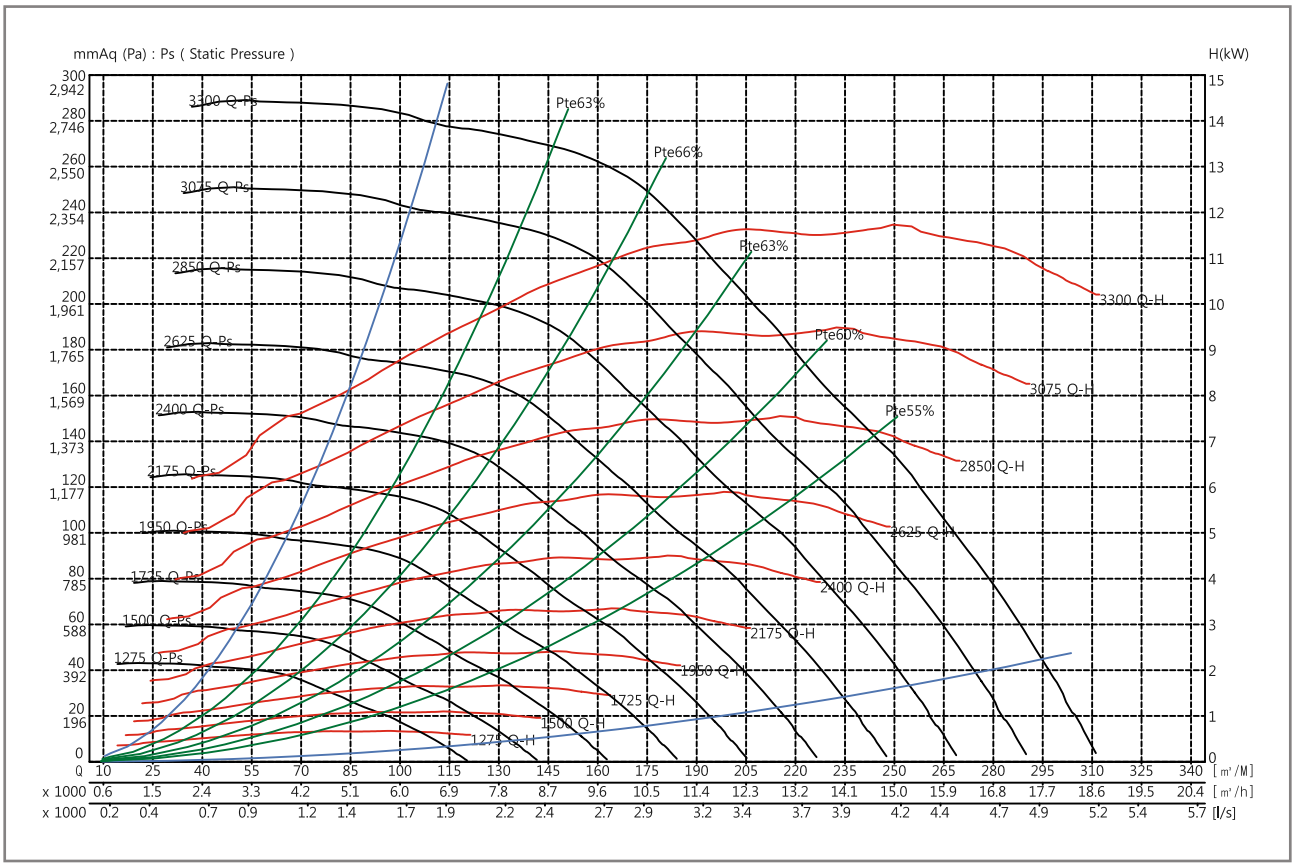

Air flow m^3/min)	Outlet Vel (m/sec)	20 mmAq (196 Pa)				40 mmAq (392 Pa)				60 mmAq (588 Pa)				80 mmAq (785 Pa)				100 mmAq (981 Pa)			
		rpm	BkW	η_t	PWL	rpm	BkW	η_t	PWL	rpm	BkW	η_t	PWL	rpm	BkW	η_t	PWL	rpm	BkW	η_t	PWL
		m^{-1}	kW	%	LwiA	m^{-1}	kW	%	LwiA	m^{-1}	kW	%	LwiA	m^{-1}	kW	%	LwiA	m^{-1}	kW	%	LwiA
70	5.05					1324	0.724	65.7	79	1561	1.111	63.3	83	1782	1.555	59.8	87	1982	2.045	57.0	90
85	6.13					1427	0.932	63.2	82	1616	1.310	65.8	85	1812	1.764	64.4	88	2004	2.293	61.5	90
100	7.22	1306	0.725	52.5	80	1532	1.155	61.1	84	1715	1.603	64.3	87	1876	2.060	65.7	89	2043	2.576	65.3	91
115	8.30	1434	0.940	48.4	83	1650	1.438	57.9	86	1822	1.948	61.9	89	1979	2.464	64.3	90	2119	2.981	65.7	92
130	9.38	1564	1.208	44.7	85	1758	1.757	54.9	88	1930	2.300	60.0	90	2079	2.900	62.2	92	2223	3.500	64.0	93
145	10.46	1703	1.547	41.0	88	1874	2.134	51.9	90	2047	2.750	57.4	92	2190	3.368	60.7	93	2324	4.055	62.2	95
160	11.54	1845	1.942	37.6	90	2004	2.569	48.8	92	2160	3.268	54.7	93	2307	3.925	58.5	95	2435	4.634	60.9	96
175	12.63	1991	2.407	35.0	92	2135	3.087	46.1	93	2274	3.821	52.2	95	2417	4.551	56.2	96	2552	5.316	59.0	98
190	13.71	2134	2.938	33.5	94	2270	3.681	43.2	95	2405	4.458	49.9	96	2527	5.245	54.1	98	2662	6.062	57.0	99
205	14.79	2287	3.579	31.6	96	2405	4.355	41.0	97	2533	5.169	47.5	98	2647	6.017	51.9	99	2774	6.918	54.9	100
220	15.87	2434	4.286	29.8	98	2549	5.146	38.6	99	2667	6.000	45.2	99	2780	6.882	49.9	100	2884	7.814	53.0	101
235	16.96	2582	5.089	28.5	99	2693	6.009	36.5	100	2797	6.890	43.2	101	2909	7.846	48.0	102	3011	8.811	51.2	102

Air flow m^3/min)	Outlet Vel (m/sec)	120 mmAq (1177 Pa)				140 mmAq (1373 Pa)				160 mmAq (1569 Pa)				180 mmAq (1765 Pa)				200 mmAq (1961 Pa)			
		rpm	BkW	η_t	PWL	rpm	BkW	η_t	PWL	rpm	BkW	η_t	PWL	rpm	BkW	η_t	PWL	rpm	BkW	η_t	PWL
		m^{-1}	kW	%	LwiA	m^{-1}	kW	%	LwiA	m^{-1}	kW	%	LwiA	m^{-1}	kW	%	LwiA	m^{-1}	kW	%	LwiA
70	5.05																				
85	6.13	2182	2.849	59.7	92	2347	3.425	57.5	94	2501	4.021	55.7	96								
100	7.22	2210	3.165	63.5	93	2370	3.787	61.4	94	2523	4.443	60.1	96	2666	5.103	58.6	98	2805	5.819	57.1	99
115	8.30	2258	3.535	65.6	94	2407	4.176	64.9	95	2550	4.852	63.3	97	2691	5.591	61.8	98	2824	6.304	60.6	99
130	9.38	2344	4.047	65.5	95	2468	4.681	65.8	96	2596	5.332	65.5	97	2725	6.052	64.7	98	2853	6.825	63.5	100
145	10.46	2446	4.680	63.8	96	2562	5.300	65.3	97	2673	5.983	65.7	98	2784	6.690	65.8	99	2901	7.455	65.5	100
160	11.54	2556	5.395	62.0	97	2672	6.131	63.2	98	2773	6.752	64.9	99	2876	7.492	65.5	100	2975	8.249	65.7	101
175	12.63	2667	6.094	60.9	99	2776	6.912	61.9	100	2881	7.717	62.8	101	2982	8.474	64.0	101	3073	9.179	65.1	102
190	13.71	2778	6.859	59.3	100	2881	7.684	60.9	101	2983	8.574	61.8	102	3084	9.490	62.5	103	3181	10.35	63.4	103
205	14.79	2894	7.784	57.4	101	3001	8.648	59.3	102	3094	9.524	60.7	103	3192	10.50	61.7	104	3287	11.50	62.2	104
220	15.87	2997	8.707	55.7	102	3111	9.672	57.6	103	3211	10.60	59.3	104								
235	16.96	3109	9.789	53.8	103	3223	10.82	55.9	104												

GAF-DS_Version 11.0_March,2016

- Air performance and Sound performance of can be changed without notice for performance and quality improvement.
- Power rating BkW does not include V-belt drive, motor efficiency and transmission losses.
- The A-weighted sound ratings calculated per AMCA standard 301. Values shown are for inlet PWL(LwiA(dBA)) sound power levels for installation type B:(free inlet, Ducted outlet), Rating do not include the effect of duct end corrections.
- Performance certified is for AMCA 210 Fig-12 & installation type B:(Free inlet, Ducted outlet), Performance ratings do not include the effects of appurtenance(Accessories).

GAF-DS series

AIR FOIL FAN
www.gsfan.co.kr

GAF-3DS FEG 80

Wheel dia	457 mm	Tip Speed = 0.02393 * rpm	Outlet Dim'	600 * 455	Outlet Area	0.2730 m^2	Class 1	2507 rpm	Class 2	3343 rpm	Not Applicable

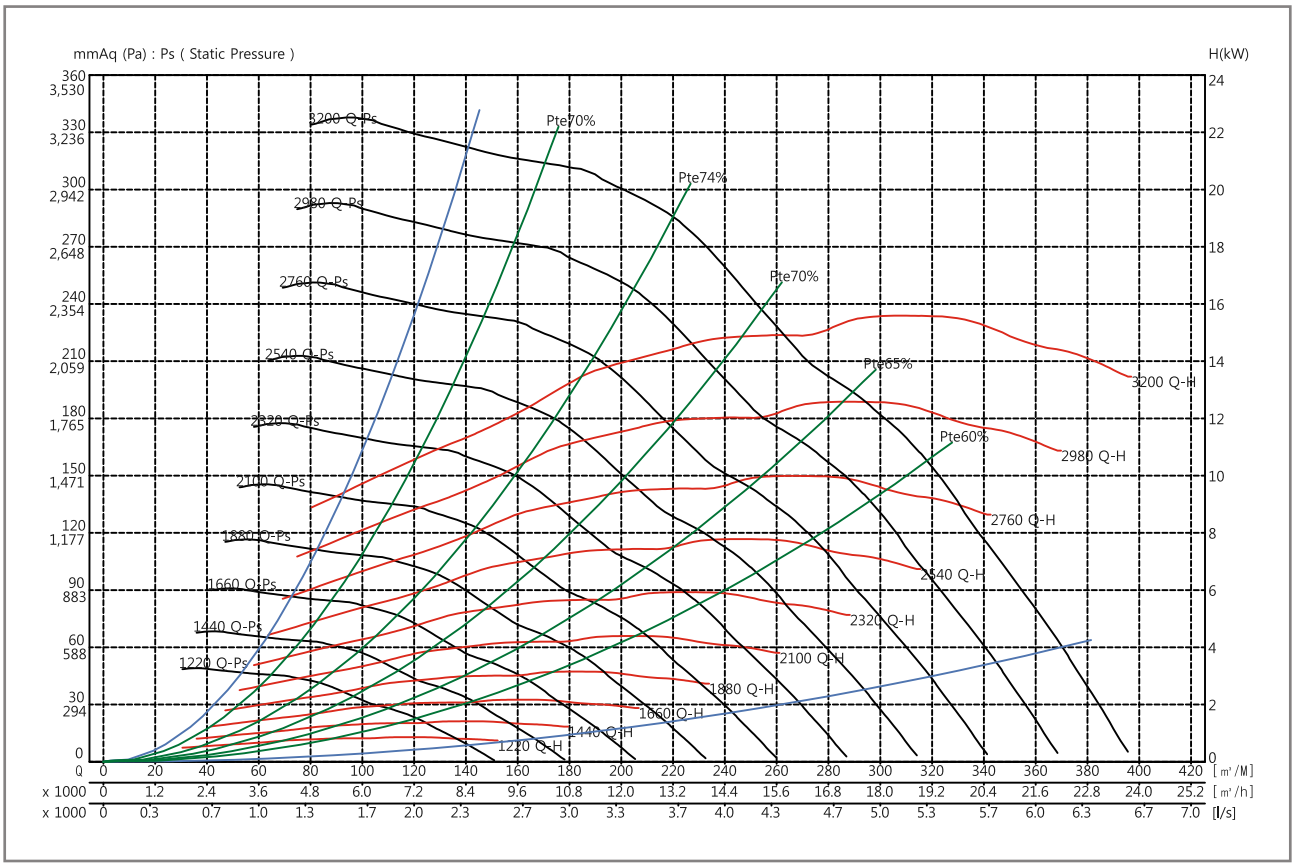

Air flow (m^3/min)	Outlet Vel (m/sec)	30 mmAq (196 Pa)				60 mmAq (392 Pa)				90 mmAq (588 Pa)				120mmAq (785 Pa)				150 mmAq (981 Pa)			
		rpm	BkW	η_t	PWL	rpm	BkW	η_t	PWL	rpm	BkW	η_t	PWL	rpm	BkW	η_t	PWL	rpm	BkW	η_t	PWL
		m^{-1}	kW	%	LwiA	m^{-1}	kW	%	LwiA	m^{-1}	kW	%	LwiA	m^{-1}	kW	%	LwiA	m^{-1}	kW	%	LwiA
80	4.88					1405	1.126	71.0	84	1701	1.765	67.9	89	1944	2.465	64.2	92				
100	6.11					1464	1.370	73.8	85	1724	2.103	71.3	89	1973	2.883	69.3	92	2191	3.707	67.0	95
120	7.33	1290	1.015	63.9	84	1565	1.729	71.3	87	1785	2.473	73.7	90	2006	3.373	71.8	93	2215	4.279	70.3	95
140	8.55	1408	1.324	59.8	87	1683	2.160	68.2	90	1882	3.002	71.9	92	2068	3.860	73.7	94	2260	4.888	72.3	96
160	9.77	1543	1.726	54.2	89	1777	2.635	65.1	92	1993	3.586	69.6	94	2163	4.552	72.2	96	2324	5.523	73.8	97
180	10.99	1678	2.176	50.6	92	1882	3.162	62.7	94	2109	4.274	67.0	96	2273	5.322	70.1	97	2423	6.410	72.1	99
200	12.21	1816	2.700	47.4	94	1999	3.790	59.4	96	2194	4.985	64.7	98	2392	6.210	68.0	99	2533	7.368	70.3	100
220	13.43	1957	3.334	44.4	96	2136	4.597	55.6	98	2299	5.773	62.8	99	2487	7.155	65.8	101	2651	8.464	68.4	102
240	14.65	2103	4.104	41.2	98	2270	5.457	52.5	100	2419	6.715	60.0	101	2580	8.145	63.9	102	2755	9.622	66.4	104
260	15.87	2251	5.000	38.4	100	2408	6.407	50.1	101	2552	7.868	56.9	103	2686	9.215	62.2	104	2842	10.86	64.6	105
280	17.09	2400	6.036	36.5	102	2544	7.450	47.8	103	2683	9.085	54.2	104	2808	10.51	59.8	105	2946	12.16	63.1	106
300	18.32	2552	7.215	34.5	104	2686	8.653	45.6	105	2820	10.43	51.9	106	2944	12.09	56.9	107	3059	13.62	61.3	108

Air flow (m^3/min)	Outlet Vel (m/sec)	180 mmAq (1177 Pa)				210 mmAq (1373 Pa)				240 mmAq (1569 Pa)				270 mmAq (1765 Pa)				300 mmAq (1961 Pa)			
		rpm	BkW	η_t	PWL	rpm	BkW	η_t	PWL	rpm	BkW	η_t	PWL	rpm	BkW	η_t	PWL	rpm	BkW	η_t	PWL
		m^{-1}	kW	%	LwiA	m^{-1}	kW	%	LwiA	m^{-1}	kW	%	LwiA	m^{-1}	kW	%	LwiA	m^{-1}	kW	%	LwiA
80	4.88																				
100	6.11	2385	4.606	64.8	97	2563	5.532	62.8	99												
120	7.33	2414	5.220	68.9	98	2595	6.214	67.3	100	2760	7.254	65.7	101	2916	8.351	64.2	103	3063	9.468	62.8	105
140	8.55	2437	5.931	71.2	98	2618	6.987	70.1	100	2789	8.096	69.0	102	2947	9.215	67.9	104	3095	10.42	66.6	105
160	9.77	2493	6.638	72.9	99	2655	7.839	71.8	101	2811	9.054	71.0	102	2970	10.26	70.2	104	3122	11.52	69.4	105
180	10.99	2563	7.451	73.7	100	2715	8.684	73.5	102	2865	10.03	72.5	103	3006	11.38	71.7	104	3143	12.68	71.0	106
200	12.21	2666	8.550	71.9	101	2796	9.758	73.2	103	2928	11.03	73.8	104	3063	12.41	73.2	105	3200	13.96	72.4	106
220	13.43	2782	9.769	70.2	103	2902	11.06	71.7	104	3018	12.35	72.7	105	3134	13.65	73.7	106				
240	14.65	2894	11.01	68.5	105	3020	12.51	70.0	106	3130	13.90	71.3	106								
260	15.87	3003	12.42	66.7	106	3129	13.94	68.5	107												
280	17.09	3089	13.91	65.0	108																
300	18.32	3190	15.44	63.5	109																

GAF-DS_Version 11.0_March,2016

- Air performance and Sound performance of can be changed without notice for performance and quality improvement.
- Power rating BkW does not include V-belt drive, motor efficiency and transmission losses.
- The A-weighted sound ratings calculated per AMCA standard 301. Values shown are for inlet PWL(LwiA(dBA)) sound power levels for installation type B:(free inlet, Ducted outlet), Rating do not include the effect of duct end corrections.
- Performance certified is for AMCA 210 Fig-12 & installation type B:(Free inlet, Ducted outlet), Performance ratings do not include the effects of appurtenance(Accessories).

GAF-DS series

AIR FOIL FAN
www.gsfan.co.kr

GAF-3.25DS FEG 80

Wheel dia	495 mm	Tip Speed = 0.02592 * rpm	Outlet Dim'	650 * 495	Outlet Area	0.3218 m^2	Class 1	2315 rpm	Class 2	3087 rpm	Not Applicable

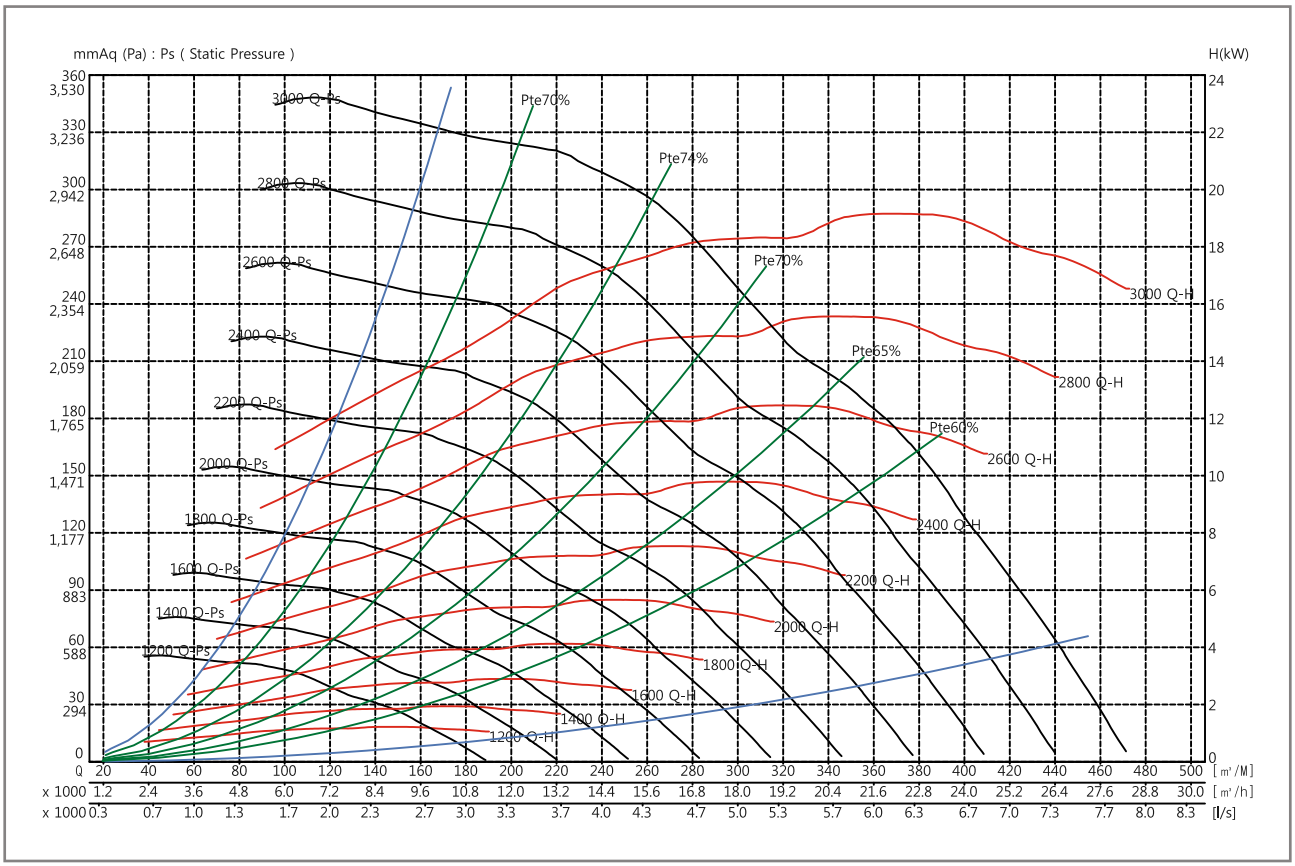

Air flow (m^3/min)	Outlet Vel (m/sec)	30 mmAq (196 Pa)				60 mmAq (392 Pa)				90 mmAq (588 Pa)				120mmAq (785 Pa)				150 mmAq (981 Pa)			
		rpm	BkW	η_t	PWL	rpm	BkW	η_t	PWL	rpm	BkW	η_t	PWL	rpm	BkW	η_t	PWL	rpm	BkW	η_t	PWL
		m^{-1}	kW	%	LwiA	m^{-1}	kW	%	LwiA	m^{-1}	kW	%	LwiA	m^{-1}	kW	%	LwiA	m^{-1}	kW	%	LwiA
120	6.25					1360	1.651	73.8	86	1598	2.524	71.6	90	1824	3.438	69.6	93	2026	4.416	67.5	95
140	7.30	1200	1.216	64.3	85	1445	2.028	71.3	88	1647	2.896	73.7	91	1848	3.914	71.6	93	2044	4.992	70.2	96
160	8.34	1277	1.473	60.7	87	1534	2.439	68.8	90	1719	3.397	72.4	92	1897	4.415	73.6	94	2075	5.592	71.9	96
180	9.38	1384	1.865	55.9	89	1617	2.915	66.0	92	1806	3.972	70.4	94	1966	5.065	72.8	95	2121	6.179	73.6	97
200	10.42	1490	2.292	52.1	91	1690	3.409	63.8	94	1898	4.625	68.3	96	2050	5.811	71.2	97	2189	6.992	73.0	98
220	11.47	1597	2.771	49.2	93	1776	3.963	61.5	95	1976	5.303	66.2	97	2138	6.610	69.3	98	2275	7.936	71.5	100
240	12.51	1704	3.317	46.9	95	1877	4.674	58.3	97	2047	6.051	64.3	98	2229	7.495	67.6	100	2364	8.939	69.8	101
260	13.55	1816	3.967	44.1	97	1984	5.492	55.1	98	2131	6.849	62.6	100	2301	8.471	65.7	101	2457	10.04	68.2	103
280	14.59	1931	4.740	41.2	99	2088	6.334	52.5	100	2223	7.774	60.5	101	2377	9.490	64.0	103	2539	11.22	66.4	104
300	15.63	2044	5.600	39.2	100	2195	7.262	50.6	101	2329	8.922	57.5	102	2457	10.51	62.7	104	2605	12.44	64.9	105
320	16.68	2167	6.627	37.0	102	2305	8.290	48.5	103	2433	10.13	55.1	104	2552	11.78	60.7	105	2684	13.69	63.6	106
340	17.72	2284	7.732	35.5	103	2414	9.418	46.7	104	2542	11.46	53.0	105	2655	13.24	58.3	106	2769	15.07	62.3	107

Air flow (m^3/min)	Outlet Vel (m/sec)	180 mmAq (1177 Pa)				210 mmAq (1373 Pa)				240 mmAq (1569 Pa)				270 mmAq (1765 Pa)				300 mmAq (1961 Pa)			
		rpm	BkW	η_t	PWL	rpm	BkW	η_t	PWL	rpm	BkW	η_t	PWL	rpm	BkW	η_t	PWL	rpm	BkW	η_t	PWL
		m^{-1}	kW	%	LwiA	m^{-1}	kW	%	LwiA	m^{-1}	kW	%	LwiA	m^{-1}	kW	%	LwiA	m^{-1}	kW	%	LwiA
120	6.25	2205	5.475	65.4	98	2369	6.569	63.3	99												
140	7.30	2228	6.092	68.8	98	2394	7.254	67.2	100	2547	8.465	65.5	102	2690	9.746	64.0	103	2826	11.04	62.5	105
160	8.34	2245	6.783	70.7	98	2414	8.023	69.7	100	2571	9.295	68.6	102	2716	10.65	67.3	103	2852	12.04	66.1	105
180	9.38	2285	7.545	72.3	99	2432	8.847	71.3	101	2588	10.24	70.4	102	2735	11.62	69.5	104	2875	13.08	68.7	105
200	10.42	2332	8.245	73.7	100	2480	9.725	72.7	101	2618	11.21	71.7	103	2752	12.69	71.0	104	2892	14.22	70.3	105
220	11.47	2401	9.230	73.0	101	2529	10.58	73.8	102	2665	12.16	73.1	103	2796	13.82	72.2	105	2918	15.46	71.6	106
240	12.51	2487	10.37	71.5	102	2605	11.83	72.7	103	2718	13.22	73.8	104	2842	14.88	73.5	105	2966	16.69	72.7	107
260	13.55	2578	11.59	70.0	103	2688	13.11	71.5	104	2796	14.67	72.6	105	2900	16.16	73.6	106				
280	14.59	2665	12.82	68.6	105	2778	14.51	70.1	106	2881	16.17	71.4	106	2983	17.87	72.3	107				
300	15.63	2756	14.25	67.0	106	2868	15.99	68.7	107	2971	17.77	70.1	108								
320	16.68	2823	15.70	65.6	107	2958	17.59	67.4	108												
340	17.72	2895	17.15	64.3	108																

GAF-DS_Version 11.0_March,2016

- Air performance and Sound performance of can be changed without notice for performance and quality improvement.
- Power rating BkW does not include V-belt drive, motor efficiency and transmission losses.
- The A-weighted sound ratings calculated per AMCA standard 301. Values shown are for inlet PWL(LwiA(dBA)) sound power levels for installation type B:(free inlet, Ducted outlet), Rating do not include the effect of duct end corrections.
- Performance certified is for AMCA 210 Fig-12 & installation type B:(Free inlet, Ducted outlet), Performance ratings do not include the effects of appurtenance(Accessories).

GAF-DS series

AIR FOIL FAN
www.gsfan.co.kr

GAF-3.5DS FEG 80

Wheel dia	533 mm	Tip Speed = 0.02791 * rpm	Outlet Dim'	700 * 535	Outlet Area	0.3745 m^2	Class 1	2150 rpm	Class 2	2867 rpm	Not Applicable

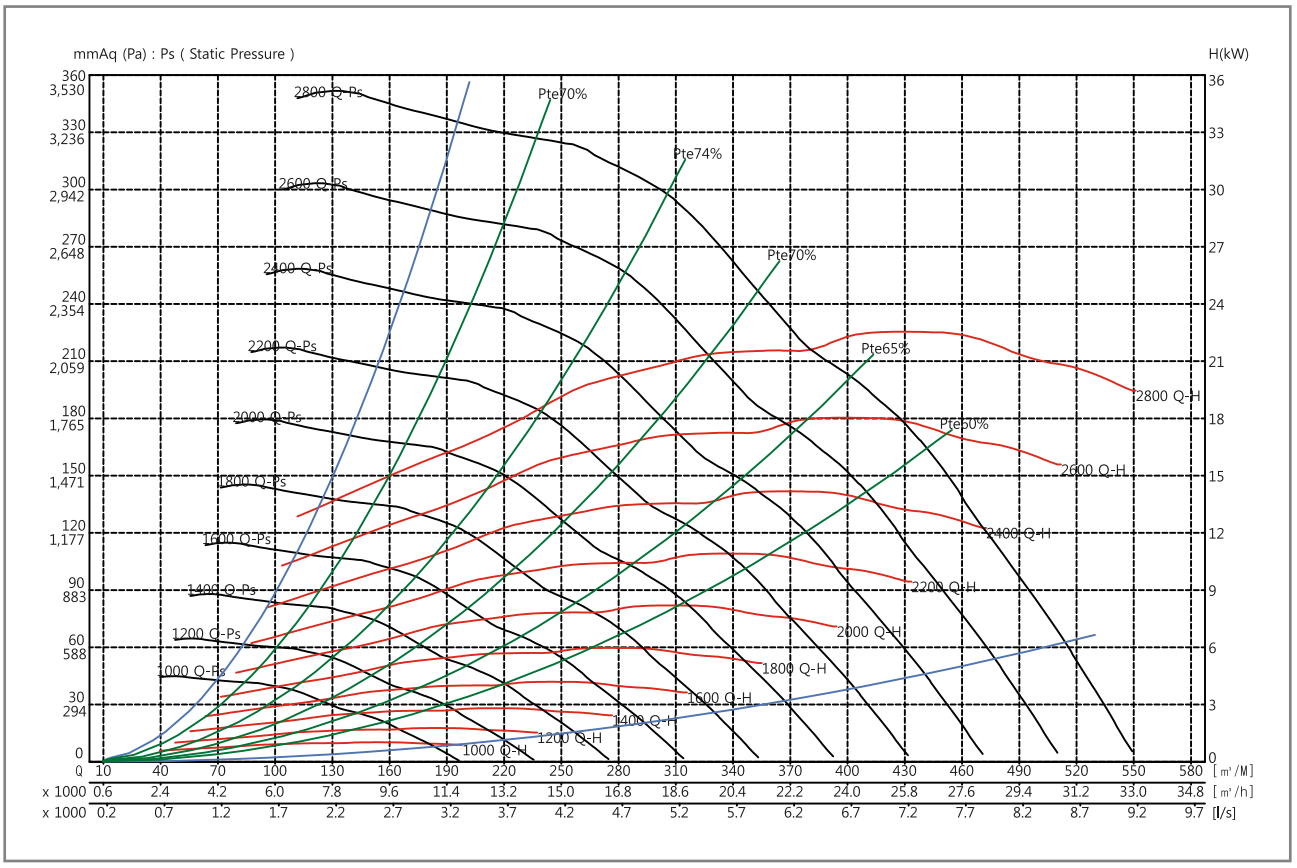

Air flow (m^3/min)	Outlet Vel (m/sec)	30 mmAq (196 Pa)				60 mmAq (392 Pa)				90 mmAq (588 Pa)				120mmAq (785 Pa)				150 mmAq (981 Pa)			
		rpm	BkW	η_t	PWL	rpm	BkW	η_t	PWL	rpm	BkW	η_t	PWL	rpm	BkW	η_t	PWL	rpm	BkW	η_t	PWL
		m^{-1}	kW	%	LwiA	m^{-1}	kW	%	LwiA	m^{-1}	kW	%	LwiA	m^{-1}	kW	%	LwiA	m^{-1}	kW	%	LwiA
100	4.49					1199	1.430	69.9	85	1449	2.256	65.7	89	1658	3.189	62.0	93				
130	5.84	1005	0.992	68.8	82	1244	1.796	73.5	86	1474	2.766	70.7	90	1687	3.777	68.4	93	1872	4.888	65.9	96
160	7.19	1097	1.347	64.3	85	1333	2.306	71.5	88	1524	3.302	73.5	91	1712	4.483	71.5	94	1897	5.712	70.0	96
190	8.54	1204	1.784	59.8	87	1443	2.937	68.2	91	1610	4.051	72.1	93	1770	5.218	73.7	95	1935	6.612	72.2	97
220	9.88	1330	2.386	54.2	90	1531	3.648	64.9	93	1718	4.967	69.3	95	1862	6.276	72.0	96	1998	7.587	73.8	98
250	11.23	1460	3.084	50.1	93	1630	4.434	62.2	95	1822	5.976	66.6	97	1971	7.494	69.6	98	2095	8.959	71.8	99
280	12.58	1593	3.908	46.4	95	1750	5.478	58.0	97	1908	7.100	64.1	99	2077	8.785	67.4	100	2204	10.48	69.6	101
310	13.93	1725	4.910	43.0	98	1878	6.713	54.2	99	2011	8.332	61.8	101	2162	10.28	65.0	102	2311	12.10	67.6	103
340	15.27	1864	6.159	40.0	100	2006	8.068	51.2	101	2130	9.893	58.6	102	2259	11.82	63.1	104	2397	13.93	65.4	105
370	16.62	2006	7.616	37.0	102	2138	9.578	48.5	103	2257	11.71	55.1	104	2366	13.58	60.9	105	2491	15.85	63.6	106
400	17.97	2147	9.277	35.0	104	2267	11.26	46.2	105	2384	13.65	52.4	106	2489	15.78	57.8	106	2592	17.89	61.8	107
430	19.32	2291	11.23	33.2	106	2402	13.27	43.7	107	2515	15.78	50.1	107	2617	18.26	54.9	108	2711	20.43	59.4	109

Air flow (m^3/min)	Outlet Vel (m/sec)	180 mmAq (1177 Pa)				210 mmAq (1373 Pa)				240 mmAq (1569 Pa)				270 mmAq (1765 Pa)				300 mmAq (1961 Pa)			
		rpm	BkW	η_t	PWL	rpm	BkW	η_t	PWL	rpm	BkW	η_t	PWL	rpm	BkW	η_t	PWL	rpm	BkW	η_t	PWL
		m^{-1}	kW	%	LwiA	m^{-1}	kW	%	LwiA	m^{-1}	kW	%	LwiA	m^{-1}	kW	%	LwiA	m^{-1}	kW	%	LwiA
100	4.49																				
130	5.84	2038	6.088	63.6	98																
160	7.19	2067	6.988	68.6	98	2221	8.332	66.9	100	2363	9.739	65.2	102	2496	11.21	63.6	103	2623	12.73	62.2	105
190	8.54	2088	8.026	71.1	99	2245	9.505	70.1	100	2391	10.98	69.0	102	2527	12.53	67.9	104	2654	14.18	66.6	105
220	9.88	2142	9.119	73.1	100	2280	10.76	71.9	101	2411	12.38	71.1	103	2548	14.11	70.3	104	2678	15.79	69.5	105
250	11.23	2215	10.45	73.3	101	2338	12.04	73.7	102	2465	13.86	72.8	103	2586	15.71	71.9	105	2700	17.56	71.3	106
280	12.58	2314	12.10	71.5	102	2424	13.81	72.7	103	2530	15.47	73.7	104	2643	17.36	73.6	105	2756	19.40	72.8	107
310	13.93	2425	13.98	69.4	104	2526	15.78	71.1	105	2626	17.66	72.1	106	2722	19.50	73.1	107				
340	15.27	2532	15.93	67.6	106	2636	17.99	69.2	107	2732	19.98	70.5	107								
370	16.62	2617	18.08	65.7	107	2744	20.32	67.4	108												
400	17.97	2709	20.39	63.9	109																
430	19.32																				

GAF-DS_Version 11.0_March,2016

- Air performance and Sound performance of can be changed without notice for performance and quality improvement.
- Power rating BkW does not include V-belt drive, motor efficiency and transmission losses.
- The A-weighted sound ratings calculated per AMCA standard 301. Values shown are for inlet PWL(LwiA(dBA)) sound power levels for installation type B:(free inlet, Ducted outlet), Rating do not include the effect of duct end corrections.
- Performance certified is for AMCA 210 Fig-12 & installation type B:(Free inlet, Ducted outlet), Performance ratings do not include the effects of appurtenance(Accessories).

GAF-DS series

AIR FOIL FAN
www.gsfan.co.kr

GAF-3.75DS FEG 80

Wheel dia	572 mm	Tip Speed = 0.02995 * rpm	Outlet Dim'	750 * 570	Outlet Area	0.4275 m^2	Class 1	2003 rpm	Class 2	2671 rpm	Not Applicable

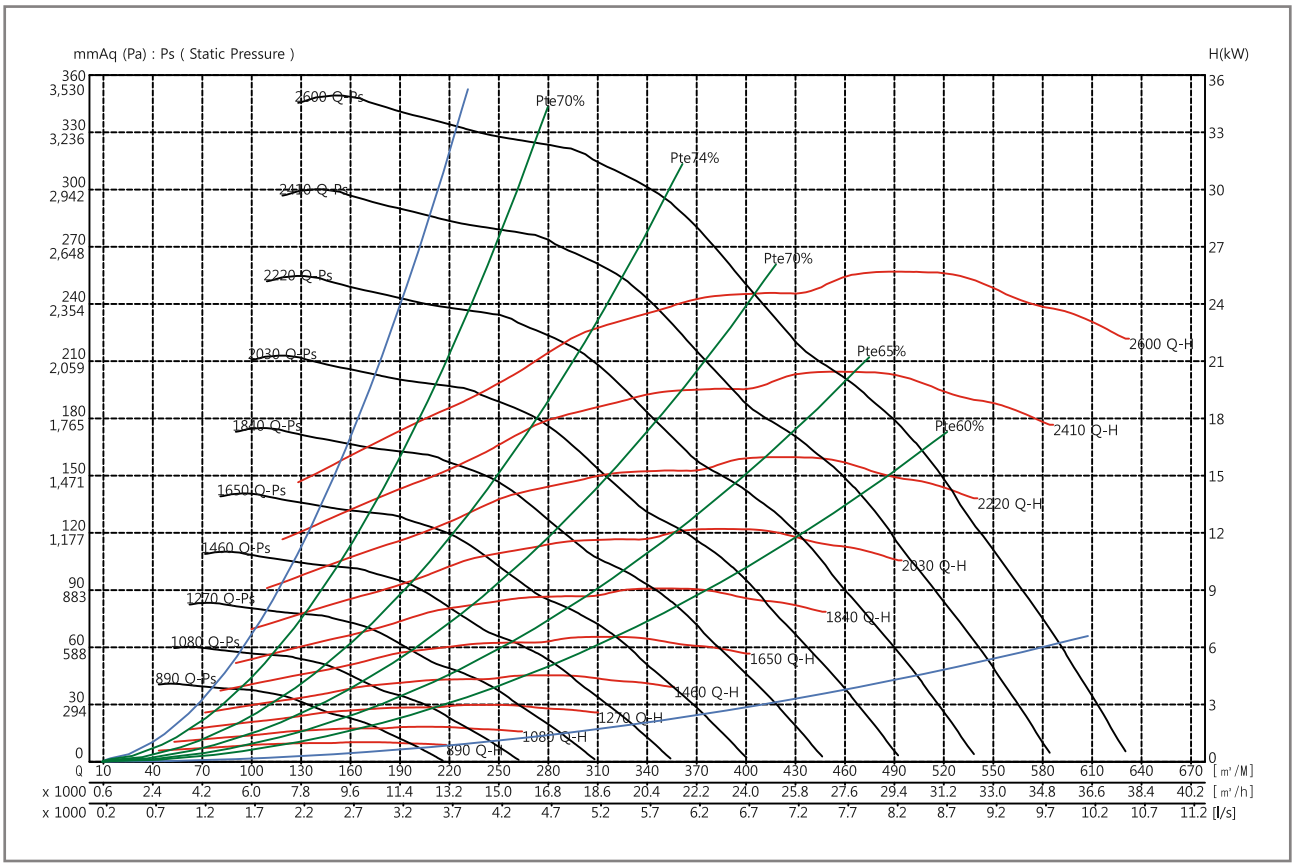

Air flow (m^3/min)	Outlet Vel (m/sec)	30 mmAq (196 Pa)				60 mmAq (392 Pa)				90 mmAq (588 Pa)				120mmAq (785 Pa)				150 mmAq (981 Pa)			
		rpm	BkW	η_t	PWL	rpm	BkW	η_t	PWL	rpm	BkW	η_t	PWL	rpm	BkW	η_t	PWL	rpm	BkW	η_t	PWL
		m^{-1}	kW	%	LwiA	m^{-1}	kW	%	LwiA	m^{-1}	kW	%	LwiA	m^{-1}	kW	%	LwiA	m^{-1}	kW	%	LwiA
130	5.07					1128	1.822	71.5	86	1362	2.838	68.6	90	1557	3.953	65.2	93	1728	5.162	62.2	96
160	6.24	965	1.253	67.4	84	1177	2.205	73.8	87	1383	3.371	71.6	90	1578	4.591	69.6	94	1753	5.896	67.5	96
190	7.41	1038	1.629	63.6	86	1258	2.761	71.1	89	1430	3.924	73.7	91	1605	5.323	71.8	94	1770	6.740	70.4	97
220	8.58	1127	2.085	59.4	86	1345	3.388	68.2	91	1506	4.722	71.9	93	1652	6.047	73.7	95	1805	7.658	72.3	97
250	9.75	1228	2.678	54.7	90	1419	4.112	65.2	93	1590	5.602	69.6	95	1726	7.107	72.2	97	1855	8.607	73.8	98
280	10.92	1333	3.358	50.8	92	1497	4.893	62.8	95	1679	6.615	67.3	97	1810	8.255	70.3	98	1930	9.952	72.2	99
310	12.09	1438	4.128	47.8	95	1587	5.821	59.8	97	1748	7.726	64.9	99	1900	9.553	68.2	100	2014	11.38	70.5	101
340	13.26	1545	5.043	44.9	97	1692	7.029	56.0	98	1826	8.882	63.0	100	1976	10.97	66.1	101	2105	13.01	68.6	103
370	14.42	1655	6.151	41.9	99	1794	8.295	53.0	100	1914	10.23	60.7	101	2045	12.44	64.3	103	2186	14.69	66.8	104
400	15.59	1769	7.479	39.2	101	1897	9.666	50.6	102	2013	11.87	57.5	103	2126	14.04	62.7	104	2253	16.56	65.0	105
430	16.76	1882	8.946	37.0	103	2005	11.23	48.3	103	2116	13.72	54.9	104	2217	15.90	60.5	105	2331	18.49	63.4	106
460	17.93	1998	10.64	35.0	104	2109	12.92	46.2	105	2219	15.67	52.5	106	2318	18.16	57.8	107	2413	20.52	62.0	108

Air flow (m^3/min)	Outlet Vel (m/sec)	180 mmAq (1177 Pa)				210 mmAq (1373 Pa)				240 mmAq (1569 Pa)				270 mmAq (1765 Pa)				300 mmAq (1961 Pa)			
		rpm	BkW	η_t	PWL	rpm	BkW	η_t	PWL	rpm	BkW	η_t	PWL	rpm	BkW	η_t	PWL	rpm	BkW	η_t	PWL
		m^{-1}	kW	%	LwiA	m^{-1}	kW	%	LwiA	m^{-1}	kW	%	LwiA	m^{-1}	kW	%	LwiA	m^{-1}	kW	%	LwiA
130	5.07																				
160	6.24	1908	7.299	65.3	98	2050	8.771	63.3	100												
190	7.41	1929	8.223	69.0	99	2074	9.785	67.5	100												
220	8.58	1947	9.292	71.2	99	2092	10.97	70.1	101	2206	11.42	65.9	102	2331	13.15	64.4	103	2448	14.92	63.0	105
250	9.75	1991	10.40	72.9	100	2121	12.28	71.8	101	2228	12.68	69.0	102	2355	14.51	68.0	104	2473	16.37	66.7	105
280	10.92	2044	11.61	73.7	101	2164	13.49	73.4	102	2245	14.11	70.9	103	2372	16.03	70.1	104	2493	18.00	69.3	105
310	12.09	2122	13.23	72.1	102	2226	15.09	73.4	103	2286	15.62	72.4	103	2397	17.66	71.6	105	2510	19.76	70.9	106
340	13.26	2208	14.99	70.5	103	2305	17.01	71.9	104	2333	17.06	73.7	104	2443	19.30	73.0	105	2550	21.64	72.2	106
370	14.42	2295	16.88	68.8	105	2393	19.12	70.3	106	2399	19.02	73.0	105	2495	21.07	73.8	106	2596	23.43	73.6	107
400	15.59	2381	18.91	67.1	106	2479	21.29	68.8	107	2483	21.30	71.6	106	2571	23.54	72.5	107				
430	16.76	2447	21.10	65.4	108	2566	23.66	67.3	108	2570	23.70	70.1	108								
460	17.93	2523	23.44	63.9	109																

GAF-DS_Version 11.0_March,2016

- Air performance and Sound performance of can be changed without notice for performance and quality improvement.
- Power rating BkW does not include V-belt drive, motor efficiency and transmission losses.
- The A-weighted sound ratings calculated per AMCA standard 301. Values shown are for inlet PWL(LwiA(dBA)) sound power levels for installation type B:(free inlet, Ducted outlet), Rating do not include the effect of duct end corrections.
- Performance certified is for AMCA 210 Fig-12 & installation type B:(Free inlet, Ducted outlet), Performance ratings do not include the effects of appurtenance(Accessories).

GAF-DS series

AIR FOIL FAN
www.gsfan.co.kr

GAF-4DS FEG 85

Wheel dia	609 mm	Tip Speed = 0.03189 * rpm	Outlet Dim'	800 * 610	Outlet Area	0.4880 m^2	Class 1	1882 rpm	Class 2	2509 rpm	Not Applicable

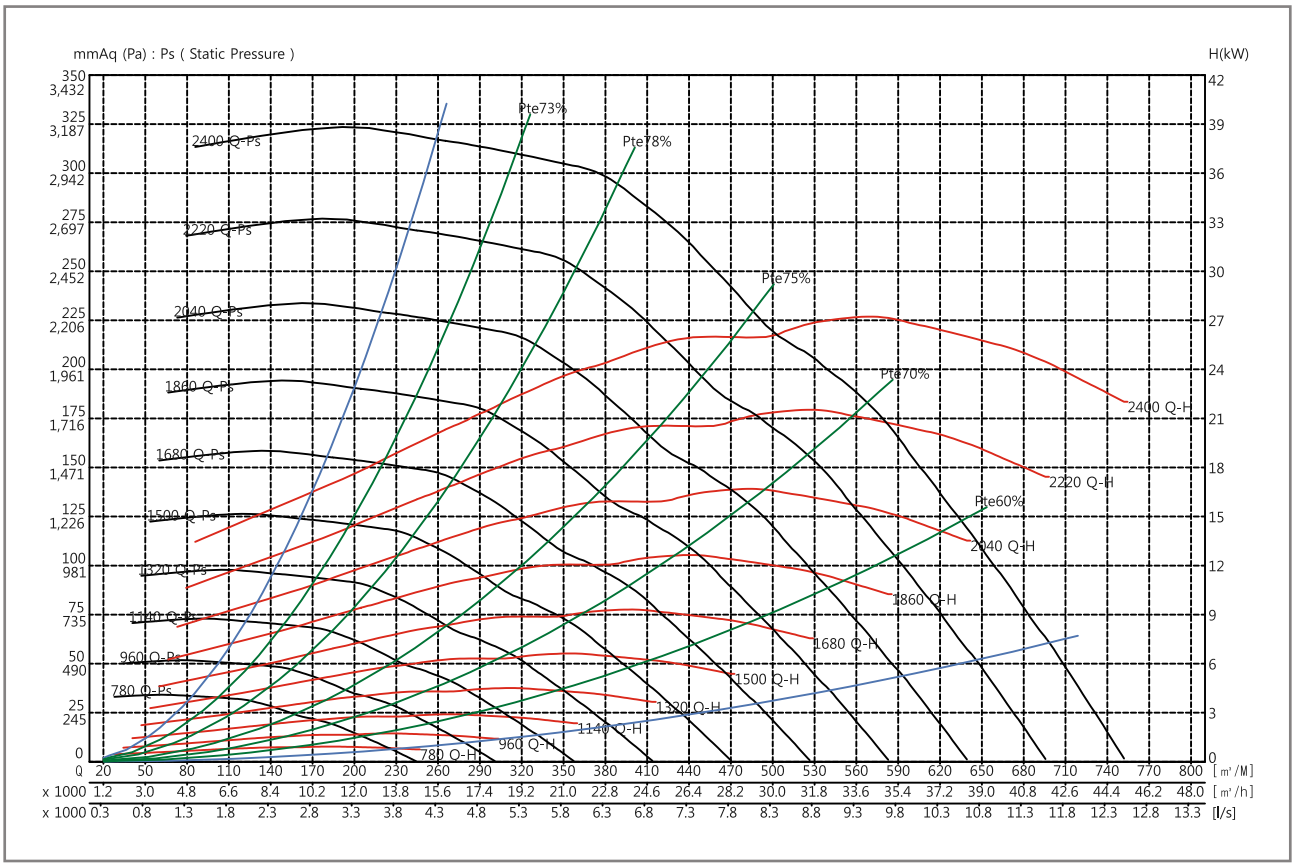

Air flow (m^3/min)	Outlet Vel (m/sec)	25 mmAq (245 Pa)				50 mmAq (490 Pa)				75 mmAq (735 Pa)				100 mmAq (981 Pa)				125 mmAq (1226 Pa)			
		rpm	BkW	η_t	PWL	rpm	BkW	η_t	PWL	rpm	BkW	η_t	PWL	rpm	BkW	η_t	PWL	rpm	BkW	η_t	PWL
		m^{-1}	kW	%	LwiA	m^{-1}	kW	%	LwiA	m^{-1}	kW	%	LwiA	m^{-1}	kW	%	LwiA	m^{-1}	kW	%	LwiA
170	5.81	813	1.014	74.0	79	1007	1.859	77.8	83	1189	2.836	75.4	85	1358	3.919	72.0	89	1509	5.092	69.1	92
200	6.83	868	1.282	71.0	81	1064	2.256	76.4	85	1219	3.251	78.1	86	1374	4.413	75.8	89	1524	5.706	73.2	92
230	7.86	938	1.605	67.4	84	1129	2.693	74.8	87	1271	3.829	77.1	88	1405	4.966	78.2	90	1540	6.283	76.7	92
260	8.88	1015	1.998	63.4	87	1184	3.214	72.4	88	1335	4.450	76.0	90	1457	5.749	77.2	92	1576	7.035	78.1	93
290	9.90	1095	2.468	59.6	90	1243	3.766	70.4	90	1399	5.137	74.5	92	1518	6.553	76.3	93	1627	8.006	77.3	94
320	10.93	1176	3.015	55.9	92	1311	4.398	67.9	92	1451	5.921	72.4	94	1586	7.464	75.1	95	1689	9.033	76.4	96
350	11.95	1258	3.646	52.9	94	1389	5.164	65.0	95	1509	6.736	70.8	95	1643	8.453	73.3	97	1754	10.10	75.4	98
380	12.98	1342	4.378	49.8	95	1466	5.997	62.3	97	1577	7.693	68.8	97	1696	9.496	71.9	98	1815	11.28	74.1	99
410	14.00	1430	5.231	47.2	97	1547	6.956	59.6	98	1653	8.759	66.5	98	1755	10.62	70.5	99	1868	12.62	72.5	100
440	15.03	1519	6.185	45.0	99	1626	8.011	57.2	100	1731	9.956	64.1	100	1821	11.85	68.8	101	1925	13.96	71.3	102
470	16.05	1605	7.236	43.2	100	1710	9.233	54.6	101	1808	11.24	62.0	102	1898	13.29	66.8	102	1986	15.42	69.9	103
500	17.08	1694	8.426	41.5	101	1794	10.57	52.4	103	1886	12.65	59.8	104	1976	14.86	64.7	105	2056	17.04	68.3	104

Air flow (m^3/min)	Outlet Vel (m/sec)	150 mmAq (1471 Pa)				175 mmAq (1716 Pa)				200 mmAq (1961 Pa)				225 mmAq (2206 Pa)				250 mmAq (2452 Pa)			
		rpm	BkW	η_t	PWL	rpm	BkW	η_t	PWL	rpm	BkW	η_t	PWL	rpm	BkW	η_t	PWL	rpm	BkW	η_t	PWL
		m^{-1}	kW	%	LwiA	m^{-1}	kW	%	LwiA	m^{-1}	kW	%	LwiA	m^{-1}	kW	%	LwiA	m^{-1}	kW	%	LwiA
170	5.81																				
200	6.83	1660	7.024	71.0	94	1785	8.402	68.9	96												
230	7.86	1675	7.774	74.2	94	1799	9.236	72.4	96	1916	10.77	70.8	98	2026	12.36	69.3	100	2130	14.02	67.8	101
260	8.88	1693	8.448	77.7	94	1815	10.10	75.3	96	1931	11.79	73.6	98	2040	13.46	72.4	100	2143	15.20	71.1	101
290	9.90	1735	9.459	77.9	96	1837	10.91	78.2	97	1947	12.71	76.5	98	2056	14.58	74.9	100	2159	16.46	73.6	101
320	10.93	1787	10.62	77.2	97	1885	12.23	77.8	98	1979	13.82	78.3	99	2074	15.56	77.7	100	2175	17.63	76.1	102
350	11.95	1848	11.84	76.4	99	1937	13.57	77.1	100	2027	15.32	77.6	100	2115	17.04	78.1	101	2200	18.84	78.3	102
380	12.98	1914	13.15	75.6	100	2000	15.01	76.4	101	2082	16.89	77.0	102	2166	18.82	77.4	103	2247	20.67	77.9	103
410	14.00	1977	14.53	74.5	102	2064	16.50	75.6	102	2146	18.56	76.3	103	2223	20.62	76.8	104	2299	22.64	77.3	104
440	15.03	2030	16.11	72.9	102	2128	18.11	74.6	104	2210	20.27	75.6	104	2286	22.45	76.3	105	2358	24.64	76.7	106
470	16.05	2085	17.70	71.7	103	2183	19.98	73.0	105	2275	22.15	74.6	106	2352	24.44	75.4	106				
500	17.08	2143	19.36	70.6	104	2237	21.84	72.0	106	2330	24.26	73.1	107								

GAF-DS_Version 11.0_March,2016

- Air performance and Sound performance of can be changed without notice for performance and quality improvement.
- Power rating BkW does not include V-belt drive, motor efficiency and transmission losses.
- The A-weighted sound ratings calculated per AMCA standard 301. Values shown are for inlet PWL(LwiA(dBA)) sound power levels for installation type B:(free inlet, Ducted outlet), Rating do not include the effect of duct end corrections.
- Performance certified is for AMCA 210 Fig-12 & installation type B:(Free inlet, Ducted outlet), Performance ratings do not include the effects of appurtenance(Accessories).

GAF-DS series

AIR FOIL FAN
www.gsfan.co.kr

GAF-4.25DS FEG 80

Wheel dia	648 mm	Tip Speed = 0.03393 * rpm	Outlet Dim'	850 * 650	Outlet Area	0.5525 m^2	Class 1	1768 rpm	Class 2	2358 rpm	Not Applicable

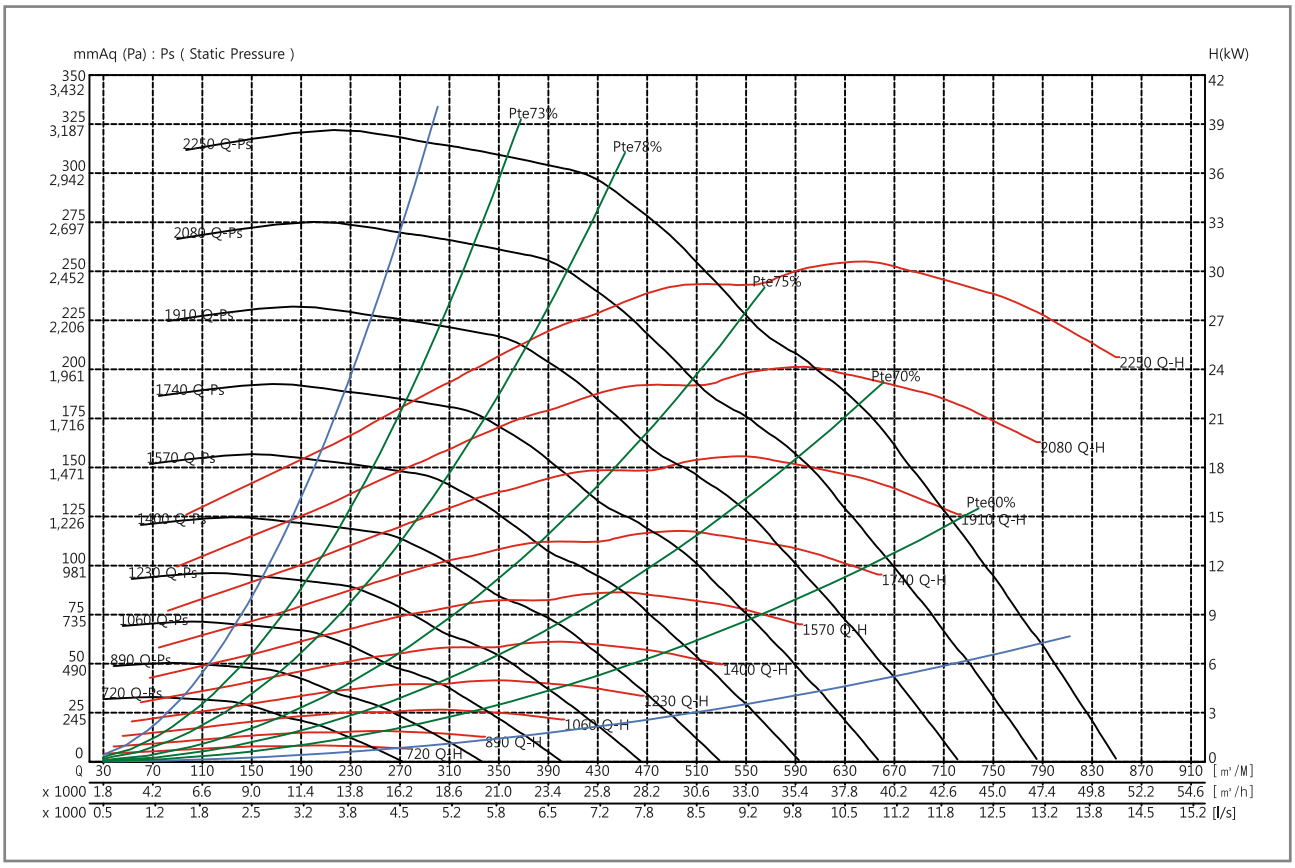

Air flow (m^3/min)	Outlet Vel (m/sec)	25 mmAq (245 Pa)				50 mmAq (490 Pa)				75 mmAq (735 Pa)				100 mmAq (981 Pa)				125 mmAq (1226 Pa)			
		rpm	BkW	η_t	PWL	rpm	BkW	η_t	PWL	rpm	BkW	η_t	PWL	rpm	BkW	η_t	PWL	rpm	BkW	η_t	PWL
		m^{-1}	kW	%	LwiA	m^{-1}	kW	%	LwiA	m^{-1}	kW	%	LwiA	m^{-1}	kW	%	LwiA	m^{-1}	kW	%	LwiA
190	5.73	761	1.129	74.3	80	942	2.063	77.9	83	1116	3.177	75.1	85	1276	4.409	71.8	89	1418	5.727	68.8	92
230	6.94	822	1.485	70.7	82	1006	2.596	76.4	85	1151	3.745	78.0	87	1294	5.058	76.4	89	1434	6.539	73.5	92
270	8.14	901	1.930	66.2	85	1077	3.197	74.3	87	1212	4.536	76.7	89	1335	5.884	77.9	91	1453	7.294	77.8	92
310	9.35	987	2.489	61.6	89	1137	3.916	71.5	89	1284	5.397	75.3	91	1395	6.926	76.8	93	1503	8.482	77.7	94
350	10.56	1077	3.174	57.2	92	1208	4.715	68.9	92	1348	6.411	72.9	94	1466	8.051	75.6	95	1566	9.813	76.7	96
390	11.76	1169	3.998	53.2	94	1291	5.672	65.5	94	1408	7.456	71.1	95	1536	9.373	73.7	97	1636	11.20	75.7	98
430	12.97	1261	4.952	49.8	96	1377	6.782	62.3	97	1481	8.693	68.8	97	1594	10.75	71.9	98	1706	12.77	74.1	99
470	14.18	1358	6.091	46.7	98	1465	8.056	59.3	99	1565	10.13	66.1	99	1660	12.25	70.2	100	1764	14.54	72.3	101
510	15.38	1455	7.403	44.5	99	1556	9.539	56.2	101	1651	11.75	63.3	101	1736	13.96	68.1	101	1828	16.35	70.9	102
550	16.59	1555	8.906	42.1	101	1647	11.20	53.4	102	1737	13.52	60.9	103	1822	15.97	65.6	103	1901	18.41	69.1	104
590	17.80	1652	10.59	40.3	103	1741	13.09	50.9	104	1826	15.54	58.4	105	1908	18.15	63.3	105	1982	20.69	67.1	105
630	19.00	1755	12.59	38.6	104	1835	15.18	48.7	105	1918	17.86	55.9	107	1994	20.51	61.1	107	2069	23.31	64.8	107

Air flow (m^3/min)	Outlet Vel (m/sec)	150 mmAq (1471 Pa)				175 mmAq (1716 Pa)				200 mmAq (1961 Pa)				225 mmAq (2206 Pa)				250 mmAq (2452 Pa)			
		rpm	BkW	η_t	PWL	rpm	BkW	η_t	PWL	rpm	BkW	η_t	PWL	rpm	BkW	η_t	PWL	rpm	BkW	η_t	PWL
		m^{-1}	kW	%	LwiA	m^{-1}	kW	%	LwiA	m^{-1}	kW	%	LwiA	m^{-1}	kW	%	LwiA	m^{-1}	kW	%	LwiA
190	5.73																				
230	6.94	1561	8.016	71.4	94	1679	9.612	69.4	96												
270	8.14	1578	9.008	75.1	95	1695	10.76	73.3	96	1804	12.51	71.8	98	1907	14.33	70.3	100	2005	16.26	68.8	101
310	9.35	1606	10.02	78.3	95	1713	11.84	76.8	97	1822	13.83	74.9	98	1924	15.84	73.5	100	2020	17.81	72.3	101
350	10.56	1661	11.56	77.5	97	1754	13.27	78.1	98	1845	15.07	78.2	99	1942	17.23	76.7	100	2038	19.47	75.1	101
390	11.76	1727	13.17	76.5	99	1812	15.10	77.2	99	1897	17.05	77.7	100	1980	18.97	78.2	101	2061	21.00	78.1	102
430	12.97	1798	14.87	75.6	100	1879	16.99	76.4	101	1957	19.12	77.0	102	2035	21.28	77.5	103	2112	23.41	77.9	103
470	14.18	1867	16.73	74.2	102	1951	19.01	75.4	103	2027	21.33	76.2	103	2099	23.69	76.7	104	2169	26.01	77.2	105
510	15.38	1923	18.82	72.5	103	2020	21.25	74.1	104	2099	23.67	75.2	105	2170	26.18	76.0	106	2238	28.75	76.4	106
550	16.59	1987	20.98	71.2	104	2076	23.67	72.6	105	2166	26.28	73.9	106	2243	28.92	75.0	107				
590	17.80	2057	23.37	69.7	106	2139	26.19	71.3	106	2221	29.03	72.5	107								
630	19.00	2135	25.99	67.9	107	2209	28.95	69.9	108												

GAF-DS_Version 11.0_March,2016

- Air performance and Sound performance of can be changed without notice for performance and quality improvement.
- Power rating BkW does not include V-belt drive, motor efficiency and transmission losses.
- The A-weighted sound ratings calculated per AMCA standard 301. Values shown are for inlet PWL(LwiA(dBA)) sound power levels for installation type B:(free inlet, Ducted outlet), Rating do not include the effect of duct end corrections.
- Performance certified is for AMCA 210 Fig-12 & installation type B:(Free inlet, Ducted outlet), Performance ratings do not include the effects of appurtenance(Accessories).

GAF-DS series

AIR FOIL FAN
www.gsfan.co.kr

GAF-4.5DS FEG 80

Wheel dia	685 mm	Tip Speed = 0.03587 * rpm	Outlet Dim'	900 * 685	Outlet Area	0.6165 m^2	Class 1	1673 rpm	Class 2	2230 rpm	Not Applicable

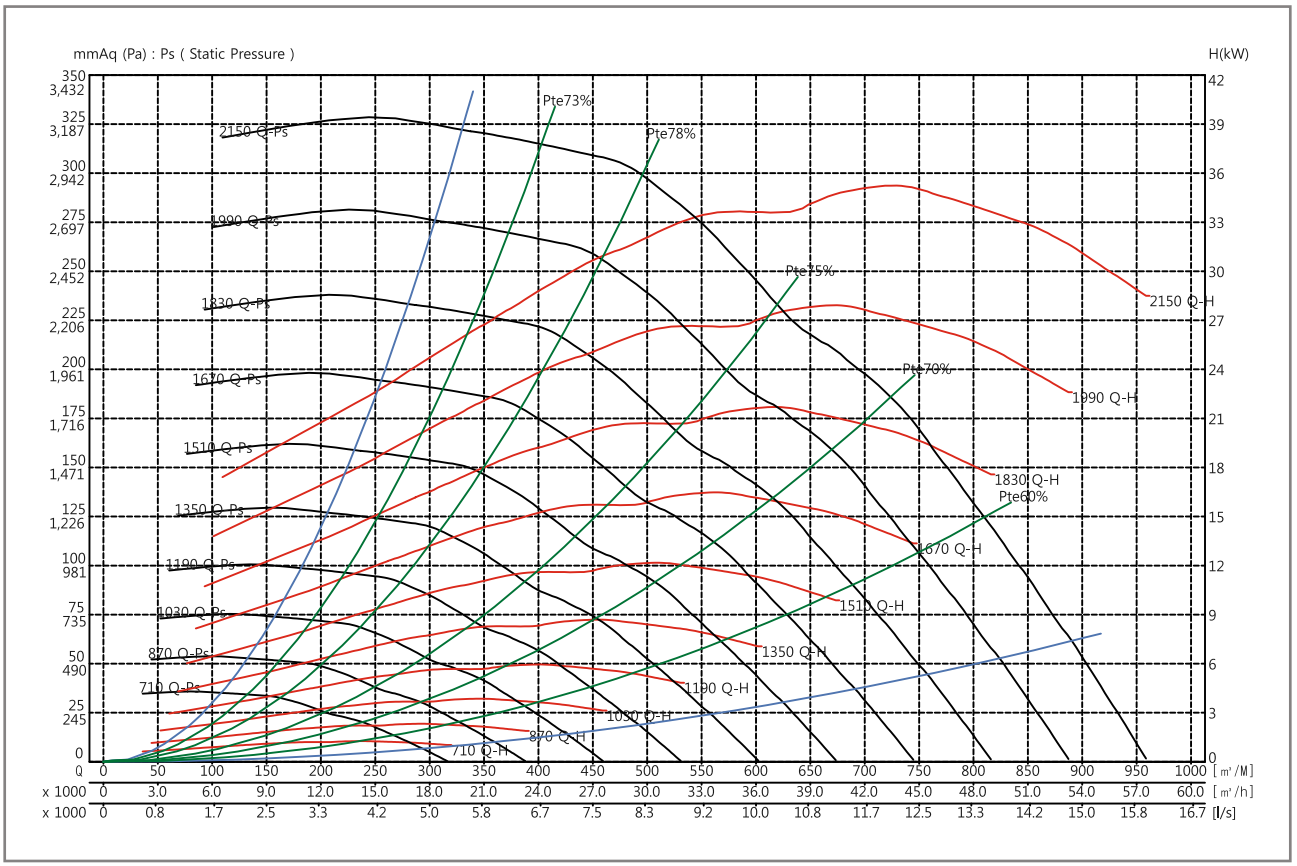

Air flow (m^3/min)	Outlet Vel (m/sec)	25 mmAq (245 Pa)				50 mmAq (490 Pa)				75 mmAq (735 Pa)				100 mmAq (981 Pa)				125 mmAq (1226 Pa)			
		rpm	BkW	η_t	PWL	rpm	BkW	η_t	PWL	rpm	BkW	η_t	PWL	rpm	BkW	η_t	PWL	rpm	BkW	η_t	PWL
		m^{-1}	kW	%	LwiA	m^{-1}	kW	%	LwiA	m^{-1}	kW	%	LwiA	m^{-1}	kW	%	LwiA	m^{-1}	kW	%	LwiA
200	5.41					878	2.154	78.3	82	1051	3.405	73.6	86	1203	4.729	70.3	89				
250	6.76	767	1.592	71.2	82	942	2.810	76.6	85	1080	4.044	78.2	87	1221	5.546	75.6	89	1354	7.147	72.9	92
300	8.11	849	2.139	66.5	85	1017	3.556	74.4	88	1144	5.035	76.8	89	1261	6.531	77.9	91	1374	8.123	77.7	93
350	9.46	941	2.841	61.1	89	1081	4.443	71.3	90	1220	6.117	75.1	92	1326	7.849	76.7	93	1426	9.596	77.6	95
400	10.81	1035	3.707	56.5	92	1157	5.451	68.3	93	1285	7.378	72.6	94	1402	9.277	75.3	96	1494	11.26	76.5	96
450	12.17	1133	4.791	52.2	95	1249	6.736	64.4	95	1353	8.760	70.4	96	1470	10.96	73.0	97	1571	13.07	75.2	98
500	13.52	1233	6.076	48.4	97	1340	8.195	60.9	98	1434	10.36	67.8	98	1533	12.71	71.3	99	1639	15.18	73.1	100
550	14.87	1337	7.612	45.4	99	1435	9.912	57.5	100	1526	12.30	64.5	100	1609	14.72	69.1	101	1702	17.34	71.5	102
600	16.22	1439	9.367	42.9	101	1530	11.90	54.3	102	1618	14.47	61.6	103	1697	17.08	66.5	103	1774	19.77	69.7	103
650	17.57	1544	11.44	40.8	103	1628	14.17	51.5	104	1710	16.90	58.8	105	1789	19.78	63.7	105	1858	22.57	67.5	105
700	18.92	1651	13.82	38.6	104	1729	16.77	48.9	105	1805	19.68	56.2	107	1879	22.66	61.4	107	1950	25.77	65.0	107
750	20.28	1758	16.56	37.0	106	1830	19.70	46.7	107	1903	22.84	53.6	108	1972	25.95	59.0	109	2041	29.24	62.8	109

Air flow (m^3/min)	Outlet Vel (m/sec)	150 mmAq (1471 Pa)				175 mmAq (1716 Pa)				200 mmAq (1961 Pa)				225 mmAq (2206 Pa)				250 mmAq (2452 Pa)			
		rpm	BkW	η_t	PWL	rpm	BkW	η_t	PWL	rpm	BkW	η_t	PWL	rpm	BkW	η_t	PWL	rpm	BkW	η_t	PWL
		m^{-1}	kW	%	LwiA	m^{-1}	kW	%	LwiA	m^{-1}	kW	%	LwiA	m^{-1}	kW	%	LwiA	m^{-1}	kW	%	LwiA
200	5.41																				
250	6.76	1474	8.799	70.6	95	1587	10.57	68.6	96												
300	8.11	1493	10.05	75.0	95	1603	11.96	73.1	97	1706	13.91	71.7	98	1804	15.96	70.2	100	1896	18.09	68.6	101
350	9.46	1524	11.33	78.3	96	1623	13.33	77.2	97	1725	15.57	75.2	98	1822	17.84	73.7	100	1912	20.05	72.5	101
400	10.81	1583	13.26	77.3	97	1670	15.25	77.9	98	1753	17.21	78.3	99	1841	19.55	77.4	100	1932	22.13	75.7	102
450	12.17	1654	15.28	76.3	99	1733	17.54	77.0	100	1812	19.79	77.5	101	1889	22.03	77.9	102	1963	24.23	78.3	102
500	13.52	1731	17.50	75.0	101	1807	19.94	76.1	102	1880	22.47	76.6	103	1950	24.94	77.1	103	2020	27.41	77.6	104
550	14.87	1797	20.04	73.0	103	1883	22.57	74.8	104	1955	25.25	75.7	104	2022	27.97	76.3	105	2087	30.74	76.8	105
600	16.22	1861	22.69	71.5	104	1947	25.61	72.9	105	2030	28.35	74.5	106	2099	31.28	75.3	107				
650	17.57	1932	25.55	70.0	106	2011	28.67	71.5	106	2091	31.84	72.8	107								
700	18.92	2013	28.79	68.1	107	2083	32.06	70.1	108												
750	20.28	2103	32.48	65.9	109																

GAF-DS_Version 11.0_March,2016

- Air performance and Sound performance of can be changed without notice for performance and quality improvement.
- Power rating BkW does not include V-belt drive, motor efficiency and transmission losses.
- The A-weighted sound ratings calculated per AMCA standard 301. Values shown are for inlet PWL(LwiA(dBA)) sound power levels for installation type B:(free inlet, Ducted outlet), Rating do not include the effect of duct end corrections.
- Performance certified is for AMCA 210 Fig-12 & installation type B:(Free inlet, Ducted outlet), Performance ratings do not include the effects of appurtenance(Accessories).

GAF-DS series

AIR FOIL FAN
www.gsfan.co.kr

GAF-4.75DS FEG 80

Wheel dia	724 mm	Tip Speed = 0.03791 * rpm	Outlet Dim'	950 * 725	Outlet Area	0.6888 m^2	Class 1	1583 rpm	Class 2	2110 rpm	Not Applicable

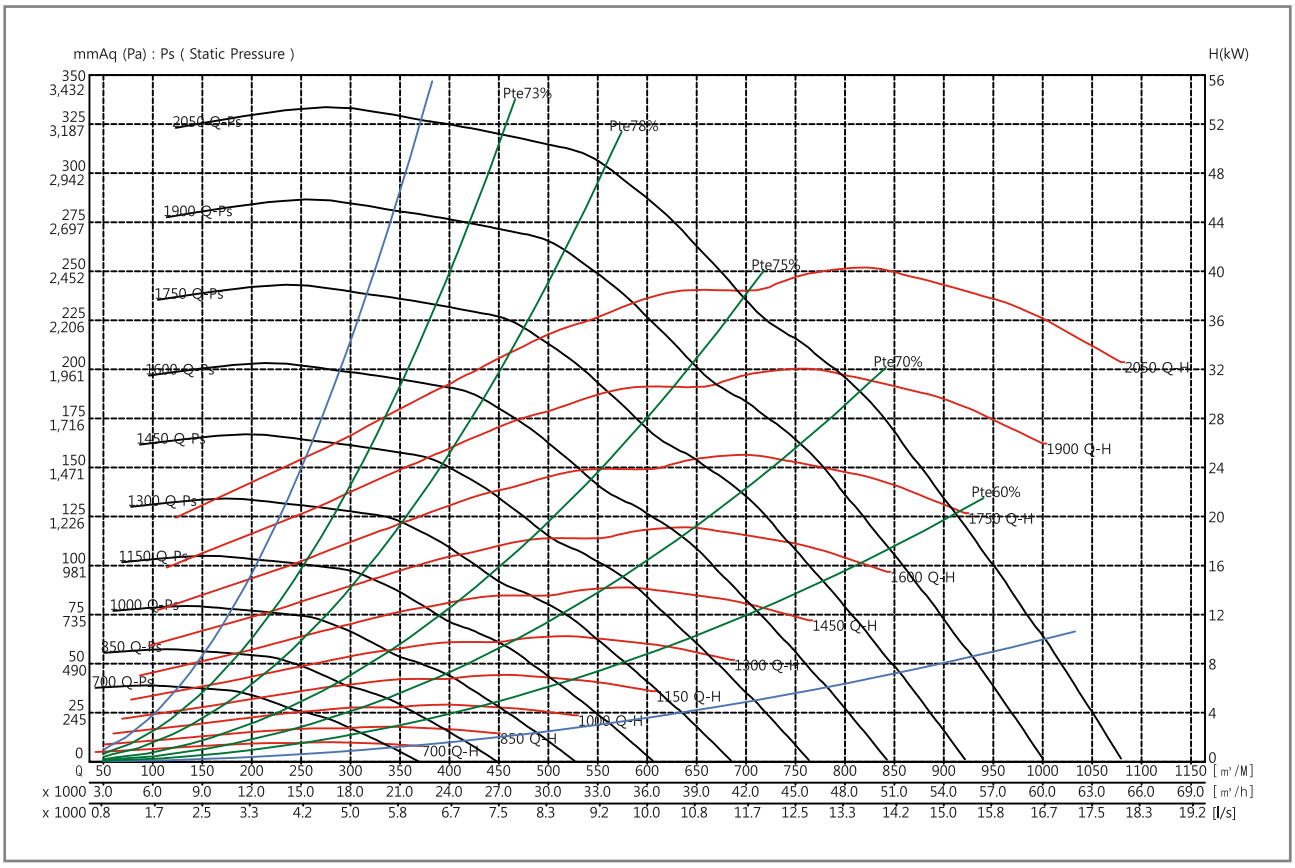

Air flow (m^3/min)	Outlet Vel (m/sec)	25 mmAq (245 Pa)				50 mmAq (490 Pa)				75 mmAq (735 Pa)				100 mmAq (981 Pa)				125 mmAq (1226 Pa)			
		rpm	BkW	η_t	PWL	rpm	BkW	η_t	PWL	rpm	BkW	η_t	PWL	rpm	BkW	η_t	PWL	rpm	BkW	η_t	PWL
		m^{-1}	kW	%	LwiA	m^{-1}	kW	%	LwiA	m^{-1}	kW	%	LwiA	m^{-1}	kW	%	LwiA	m^{-1}	kW	%	LwiA
250	6.05	700	1.548	73.3	82	856	2.739	77.5	84	1003	4.109	76.5	87	1145	5.709	72.9	89	1272	7.388	70.3	92
300	7.26	752	1.983	69.6	84	917	3.427	76.0	87	1042	4.913	77.7	89	1163	6.489	77.7	90	1287	8.408	74.4	93
350	8.47	827	2.586	64.8	87	978	4.242	73.2	89	1101	5.932	76.4	92	1207	7.664	77.6	92	1310	9.426	78.3	93
400	9.68	904	3.314	60.4	90	1033	5.127	71.0	92	1165	7.038	74.8	93	1265	9.009	76.5	94	1358	10.99	77.4	95
450	10.89	985	4.207	56.2	93	1099	6.160	68.1	93	1219	8.320	72.5	94	1330	10.47	75.2	96	1418	12.68	76.4	97
500	12.10	1068	5.295	52.4	95	1178	7.456	64.5	96	1277	9.694	70.6	96	1388	12.16	73.0	98	1483	14.50	75.3	99
550	13.31	1152	6.545	49.1	97	1254	8.884	61.5	98	1345	11.30	68.1	98	1441	13.90	71.5	99	1542	16.57	73.4	100
600	14.52	1239	8.030	46.2	99	1334	10.55	58.4	100	1422	13.18	65.3	100	1503	15.84	69.7	100	1595	18.77	71.9	101
650	15.73	1326	9.726	43.8	100	1414	12.44	55.5	102	1499	15.25	62.6	102	1575	18.09	67.5	102	1653	21.09	70.4	103
700	16.94	1414	11.66	41.8	102	1497	14.60	52.7	103	1576	17.54	60.2	104	1651	20.63	65.0	104	1719	23.67	68.6	104
750	18.15	1505	13.89	39.8	104	1580	17.01	50.4	105	1657	20.18	57.7	106	1728	23.42	62.8	106	1795	26.69	66.5	106
800	19.36	1596	16.43	38.1	105	1666	19.75	48.2	106	1737	23.06	55.4	107	1806	26.46	60.5	108	1873	30.01	64.3	108

Air flow (m^3/min)	Outlet Vel (m/sec)	150 mmAq (1471 Pa)				175 mmAq (1716 Pa)				200 mmAq (1961 Pa)				225 mmAq (2206 Pa)				250 mmAq (2452 Pa)			
		rpm	BkW	η_t	PWL	rpm	BkW	η_t	PWL	rpm	BkW	η_t	PWL	rpm	BkW	η_t	PWL	rpm	BkW	η_t	PWL
		m^{-1}	kW	%	LwiA	m^{-1}	kW	%	LwiA	m^{-1}	kW	%	LwiA	m^{-1}	kW	%	LwiA	m^{-1}	kW	%	LwiA
250	6.05	1387	9.152	67.7	95																
300	7.26	1401	10.35	72.4	95	1506	12.36	70.5	97	1605	14.46	68.7	98								
350	8.47	1417	11.55	76.1	96	1522	13.81	74.0	97	1619	16.05	72.6	99	1711	18.38	71.3	100	1798	20.73	69.9	101
400	9.68	1449	12.97	78.2	96	1539	15.11	77.8	97	1635	17.70	75.8	99	1726	20.27	74.2	100	1812	22.80	73.1	102
450	10.89	1501	14.93	77.2	98	1583	17.15	77.8	99	1662	19.40	78.3	99	1744	21.94	77.6	101	1829	24.83	75.9	102
500	12.10	1562	16.96	76.3	99	1637	19.47	77.0	100	1711	21.93	77.5	101	1784	24.41	78.0	102	1855	26.91	78.3	102
550	13.31	1627	19.17	75.2	101	1699	21.86	76.2	102	1768	24.61	76.8	102	1835	27.31	77.3	103	1903	30.07	77.7	104
600	14.52	1686	21.62	73.6	102	1764	24.46	75.1	103	1831	27.37	76.0	104	1896	30.41	76.5	105	1957	33.35	77.0	105
650	15.73	1738	24.26	72.1	104	1822	27.38	73.5	105	1896	30.40	74.9	105	1958	33.51	75.8	106	2019	36.79	76.3	107
700	16.94	1795	26.98	70.8	105	1873	30.38	72.2	106	1953	33.83	73.3	107	2023	36.97	74.7	107				
750	18.15	1859	30.00	69.2	106	1930	33.56	71.0	107	2005	37.30	72.1	108								
800	19.36	1932	33.46	67.4	108	1993	37.06	69.6	108												

GAF-DS_Version 11.0_March,2016

- Air performance and Sound performance of can be changed without notice for performance and quality improvement.
- Power rating BkW does not include V-belt drive, motor efficiency and transmission losses.
- The A-weighted sound ratings calculated per AMCA standard 301. Values shown are for inlet PWL(LwiA(dBA)) sound power levels for installation type B:(free inlet, Ducted outlet), Rating do not include the effect of duct end corrections.
- Performance certified is for AMCA 210 Fig-12 & installation type B:(Free inlet, Ducted outlet), Performance ratings do not include the effects of appurtenance(Accessories).

GAF-DS series

AIR FOIL FAN
www.gsfan.co.kr

GAF-5DS FEG 85

Wheel dia	762 mm	Tip Speed = 0.0399 * rpm	Outlet Dim'	1000 * 760	Outlet Area	0.7600 m^2	Class 1	1504 rpm	Class 2	2005 rpm	Not Applicable

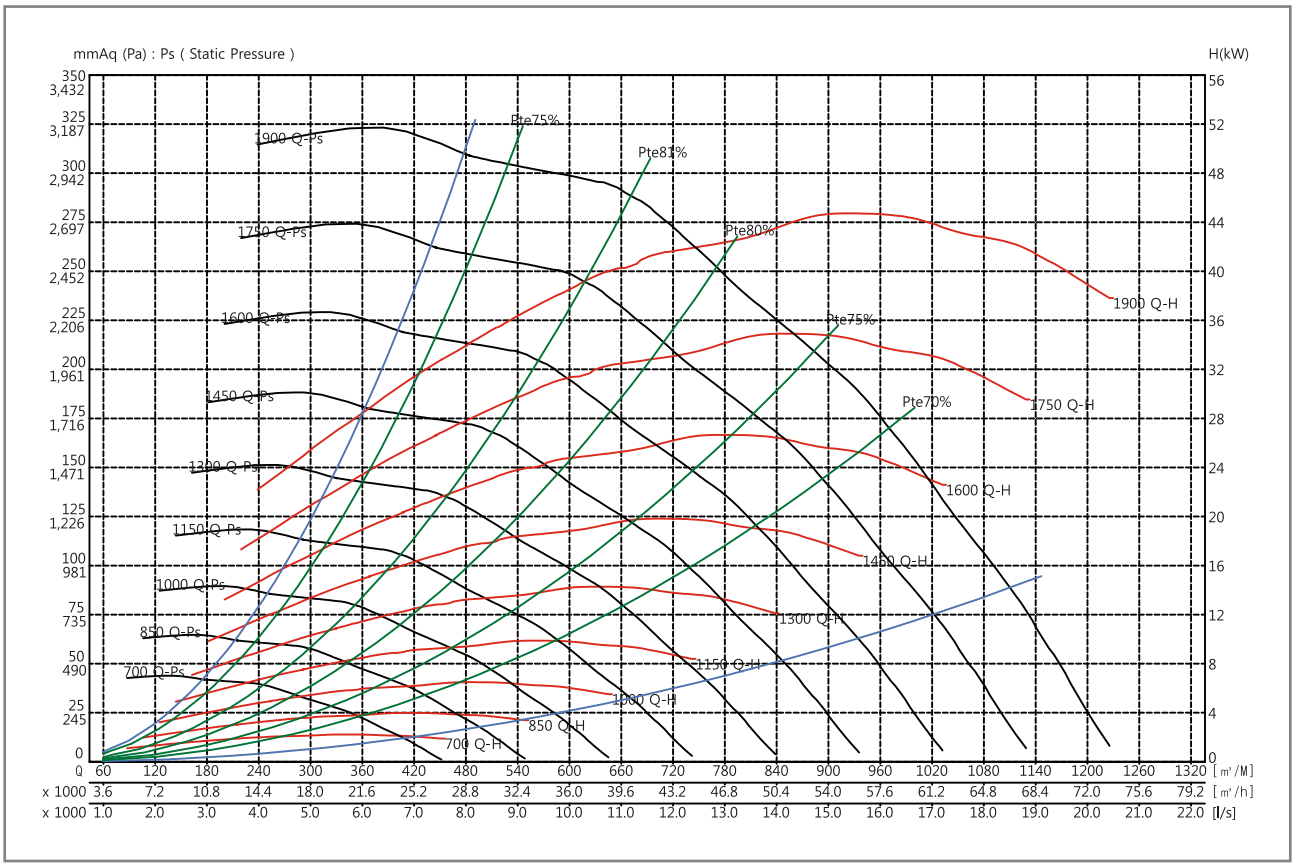

Air flow (m^3/min)	Outlet Vel (m/sec)	25 mmAq (245 Pa)				50 mmAq (490 Pa)				75 mmAq (735 Pa)				100 mmAq (981 Pa)				125 mmAq (1226 Pa)			
		rpm	BkW	η_t	PWL	rpm	BkW	η_t	PWL	rpm	BkW	η_t	PWL	rpm	BkW	η_t	PWL	rpm	BkW	η_t	PWL
		m^{-1}	kW	%	LwiA	m^{-1}	kW	%	LwiA	m^{-1}	kW	%	LwiA	m^{-1}	kW	%	LwiA	m^{-1}	kW	%	LwiA
300	6.58					808	3.182	80.9	80	952	4.832	78.6	86	1088	6.697	74.9	91				
360	7.89	715	2.374	71.1	82	865	3.995	79.1	84	983	5.709	81.0	85	1103	7.668	79.3	90	1222	9.857	76.5	93
420	9.21	789	3.143	65.8	86	919	4.989	75.6	86	1038	6.858	80.0	87	1139	8.887	80.9	89	1238	11.04	80.5	92
480	10.53	866	4.076	61.1	88	979	6.093	72.9	89	1094	8.263	77.4	90	1194	10.42	80.1	91	1282	12.73	81.0	92
540	11.84	944	5.227	56.6	90	1048	7.459	69.1	91	1150	9.877	74.5	93	1250	12.25	78.0	93	1337	14.66	80.1	94
600	13.16	1024	6.613	52.7	93	1123	9.066	65.4	94	1212	11.56	72.4	95	1305	14.35	75.4	95	1393	16.95	78.2	96
660	14.47	1107	8.244	49.4	95	1200	10.90	62.1	96	1282	13.65	69.1	97	1363	16.48	73.6	97	1448	19.55	75.8	98
720	15.79	1193	10.18	46.5	97	1277	13.01	58.9	98	1357	16.02	66.1	98	1430	19.02	71.1	99	1506	22.25	74.0	100
780	17.11	1278	12.39	44.2	99	1355	15.45	55.9	100	1434	18.67	63.3	100	1502	21.92	68.4	101	1569	25.14	72.2	101
840	18.42	1365	14.92	41.9	101	1436	18.25	53.1	102	1510	21.60	60.7	102	1577	25.14	65.8	103	1639	28.61	69.7	103
900	19.74	1453	17.87	40.0	103	1518	21.38	50.7	103	1587	24.95	58.2	104	1653	28.67	63.4	104	1711	32.36	67.4	105
960	21.05	1542	21.20	38.4	105	1603	24.91	48.6	105	1666	28.71	55.7	105	1731	32.59	61.1	106	1788	36.56	65.1	106

Air flow (m^3/min)	Outlet Vel (m/sec)	150 mmAq (1471 Pa)				175 mmAq (1716 Pa)				200 mmAq (1961 Pa)				225 mmAq (2206 Pa)				250 mmAq (2452 Pa)			
		rpm	BkW	η_t	PWL	rpm	BkW	η_t	PWL	rpm	BkW	η_t	PWL	rpm	BkW	η_t	PWL	rpm	BkW	η_t	PWL
		m^{-1}	kW	%	LwiA	m^{-1}	kW	%	LwiA	m^{-1}	kW	%	LwiA	m^{-1}	kW	%	LwiA	m^{-1}	kW	%	LwiA
300	6.58																				
360	7.89	1330	12.11	74.4	96	1428	14.40	72.9	98												
420	9.21	1345	13.56	78.2	95	1445	16.18	76.2	98	1537	18.79	74.7	100	1623	21.47	73.3	102				
480	10.53	1368	15.03	81.4	94	1460	17.88	79.5	97	1552	20.76	77.9	99	1639	23.72	76.3	101	1721	26.71	75.0	103
540	11.84	1417	17.25	80.9	95	1492	19.88	81.2	96	1571	22.67	80.9	99	1654	25.90	79.2	100	1736	29.11	78.0	102
600	13.16	1472	19.64	79.8	96	1545	22.46	80.7	97	1614	25.41	80.9	98	1683	28.25	81.5	100	1753	31.51	80.7	102
660	14.47	1528	22.40	78.1	98	1602	25.39	79.5	99	1668	28.40	80.5	99	1733	31.60	80.9	100	1795	34.85	81.0	101
720	15.79	1583	25.52	75.9	100	1657	28.60	77.9	101	1726	31.87	79.2	101	1788	35.12	80.2	101	1848	38.54	80.7	102
780	17.11	1641	28.75	74.2	102	1712	32.31	75.9	102	1780	35.62	77.6	103	1845	39.13	78.8	103				
840	18.42	1701	32.09	72.8	103	1769	36.06	74.2	104	1835	39.87	75.7	104	1899	43.47	77.2	105				
900	19.74	1772	36.19	70.5	105	1829	39.93	73.0	105	1893	44.21	74.2	106								
960	21.05	1842	40.53	68.3	106	1898	44.52	71.0	107												

GAF-DS_Version 11.0_March,2016

- Air performance and Sound performance of can be changed without notice for performance and quality improvement.
- Power rating BkW does not include V-belt drive, motor efficiency and transmission losses.
- The A-weighted sound ratings calculated per AMCA standard 301. Values shown are for inlet PWL(LwiA(dBA)) sound power levels for installation type B:(free inlet, Ducted outlet), Rating do not include the effect of duct end corrections.
- Performance certified is for AMCA 210 Fig-12 & installation type B:(Free inlet, Ducted outlet), Performance ratings do not include the effects of appurtenance(Accessories).

GAF-5.25DS FEG 85

Wheel dia	800 mm	Tip Speed = 0.04189 * rpm	Outlet Dim'	1050 * 800	Outlet Area	0.8400 m^2	Class 1	1432 rpm	Class 2	1910 rpm	Not Applicable

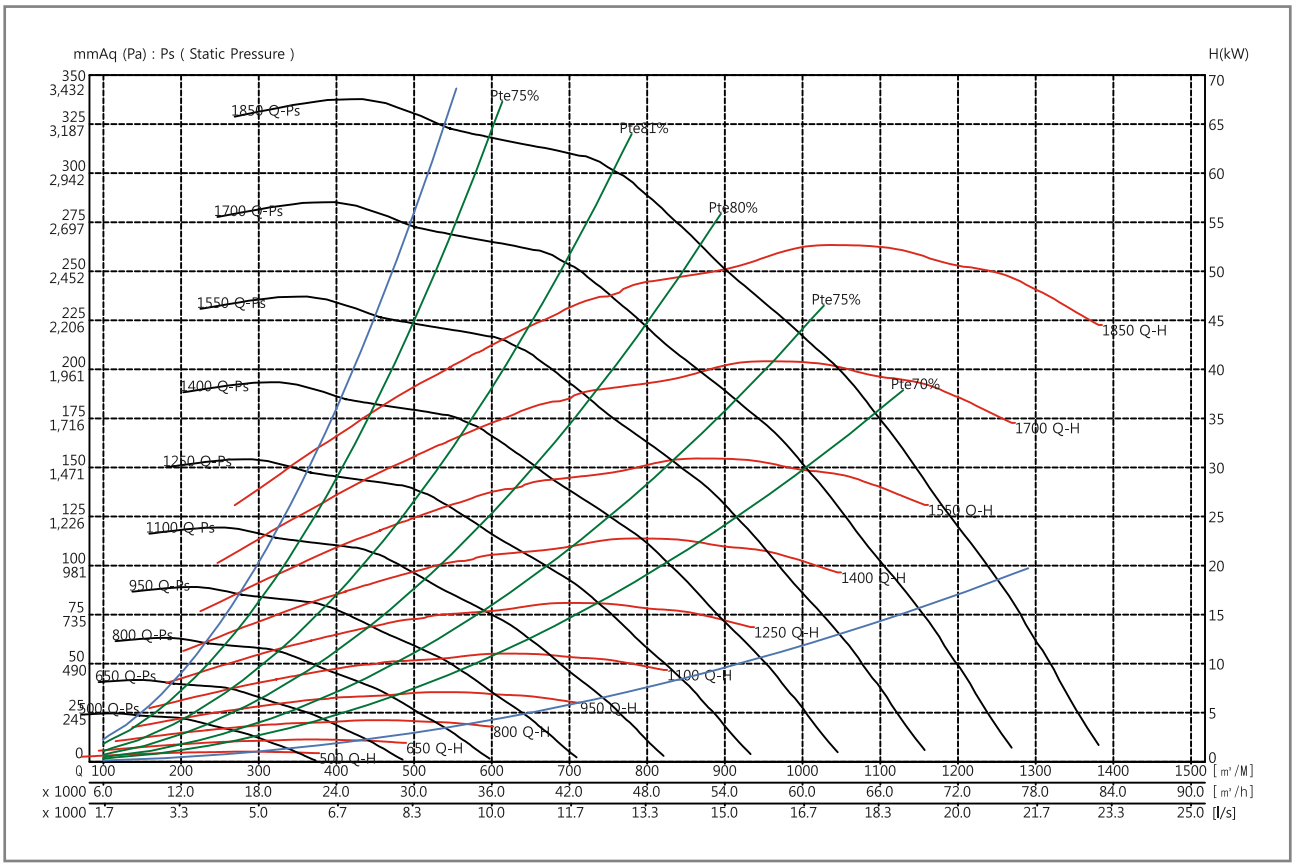

Air flow (m^3/min)	Outlet Vel (m/sec)	25 mmAq (245 Pa)				50 mmAq (490 Pa)				75 mmAq (735 Pa)				100 mmAq (981 Pa)				125 mmAq (1226 Pa)			
		rpm	BkW	η_t	PWL	rpm	BkW	η_t	PWL	rpm	BkW	η_t	PWL	rpm	BkW	η_t	PWL	rpm	BkW	η_t	PWL
		m^{-1}	kW	%	LwiA	m^{-1}	kW	%	LwiA	m^{-1}	kW	%	LwiA	m^{-1}	kW	%	LwiA	m^{-1}	kW	%	LwiA
400	7.94	685	2.658	70.8	83	826	4.445	79.0	84	939	6.342	80.9	85	1051	8.509	79.5	90	1165	10.93	76.7	93
450	8.93	737	3.285	66.7	85	865	5.274	76.3	86	978	7.296	80.3	87	1075	9.465	81.2	89	1176	11.94	79.7	93
500	9.92	793	4.019	62.9	87	906	6.170	74.0	89	1019	8.398	78.6	89	1113	10.71	80.6	90	1199	13.12	81.2	92
550	10.91	848	4.861	59.6	89	953	7.166	71.7	90	1058	9.666	76.3	91	1155	12.10	79.5	92	1238	14.68	80.8	93
600	11.90	905	5.865	56.3	91	1004	8.344	68.8	92	1100	11.02	74.3	93	1194	13.64	77.9	94	1278	16.34	79.9	94
650	12.90	962	7.008	53.4	93	1058	9.671	66.0	94	1143	12.39	72.9	94	1234	15.40	75.8	95	1318	18.22	78.5	96
700	13.89	1022	8.301	50.7	94	1113	11.14	63.5	95	1193	14.07	70.5	96	1275	17.19	74.2	97	1358	20.34	76.8	97
750	14.88	1083	9.781	48.3	96	1169	12.78	61.0	97	1245	15.90	68.1	98	1319	19.02	72.9	98	1398	22.56	75.0	99
800	15.87	1144	11.43	46.2	98	1224	14.59	58.5	98	1299	17.92	65.9	99	1368	21.25	70.9	99	1440	24.79	73.9	100
850	16.87	1206	13.29	44.4	99	1280	16.60	56.3	100	1354	20.12	63.7	100	1419	23.63	68.8	101	1485	27.20	72.5	101
900	17.86	1267	15.30	42.7	101	1338	18.88	54.1	101	1410	22.50	61.7	102	1473	26.24	66.8	102	1535	30.02	70.6	102
950	18.85	1331	17.61	41.3	102	1396	21.31	52.3	102	1465	25.11	59.7	103	1528	29.07	64.9	103	1587	33.03	68.8	104

Air flow (m^3/min)	Outlet Vel (m/sec)	150 mmAq (1471 Pa)				175 mmAq (1716 Pa)				200 mmAq (1961 Pa)				225 mmAq (2206 Pa)				250 mmAq (2452 Pa)			
		rpm	BkW	η_t	PWL	rpm	BkW	η_t	PWL	rpm	BkW	η_t	PWL	rpm	BkW	η_t	PWL	rpm	BkW	η_t	PWL
		m^{-1}	kW	%	LwiA	m^{-1}	kW	%	LwiA	m^{-1}	kW	%	LwiA	m^{-1}	kW	%	LwiA	m^{-1}	kW	%	LwiA
400	7.94	1268	13.41	74.6	96	1361	15.96	72.9	99												
450	8.93	1279	14.66	77.4	96	1373	17.46	75.5	98	1461	20.33	73.9	100	1542	23.12	72.8	102				
500	9.92	1290	15.84	80.1	95	1384	18.85	78.2	98	1472	21.95	76.4	100	1555	25.06	75.0	102	1633	28.27	73.8	103
550	10.91	1315	17.34	81.2	94	1396	20.25	80.6	97	1483	23.54	78.8	99	1566	26.92	77.3	101	1644	30.32	75.9	103
600	11.90	1353	19.18	80.8	95	1425	22.14	81.1	96	1499	25.13	81.1	99	1577	28.75	79.4	101	1654	32.27	78.2	103
650	12.90	1393	21.16	80.1	96	1462	24.24	80.8	97	1529	27.44	81.0	98	1597	30.55	81.4	100	1666	34.31	80.2	102
700	13.89	1435	23.42	78.8	98	1502	26.55	80.2	98	1567	29.87	80.8	99	1630	33.36	80.9	100	1690	36.60	81.4	101
750	14.88	1473	25.82	77.4	99	1544	29.15	79.0	100	1607	32.54	80.1	100	1668	36.10	80.7	101	1726	39.75	80.9	101
800	15.87	1513	28.45	75.7	100	1583	31.90	77.7	101	1649	35.52	79.0	101	1708	39.10	80.1	102	1765	42.89	80.6	102
850	16.87	1555	31.18	74.3	102	1622	34.97	76.2	102	1688	38.65	77.9	103	1749	42.42	79.0	103	1805	46.27	80.0	103
900	17.86	1597	33.83	73.4	103	1664	38.17	74.8	103	1727	42.10	76.4	104	1788	45.94	78.0	104	1847	50.03	79.0	105
950	18.85	1645	36.96	72.0	104	1705	41.24	73.8	104	1767	45.69	75.1	105	1827	49.82	76.6	105				

GAF-DS_Version 11.0_March,2016

- Air performance and Sound performance of can be changed without notice for performance and quality improvement.
- Power rating BkW does not include V-belt drive, motor efficiency and transmission losses.
- The A-weighted sound ratings calculated per AMCA standard 301. Values shown are for inlet PWL(LwiA(dBA)) sound power levels for installation type B:(free inlet, Ducted outlet), Rating do not include the effect of duct end corrections.
- Performance certified is for AMCA 210 Fig-12 & installation type B:(Free inlet, Ducted outlet), Performance ratings do not include the effects of appurtenance(Accessories).

GAF-DS series

AIR FOIL FAN
www.gsfan.co.kr

GAF-5.5DS FEG 85

Wheel dia	838 mm	Tip Speed = 0.04388 * rpm	Outlet Dim'	1100 * 840	Outlet Area	0.9240 m^2	Class 1	1367 rpm	Class 2	1823 rpm	Not Applicable

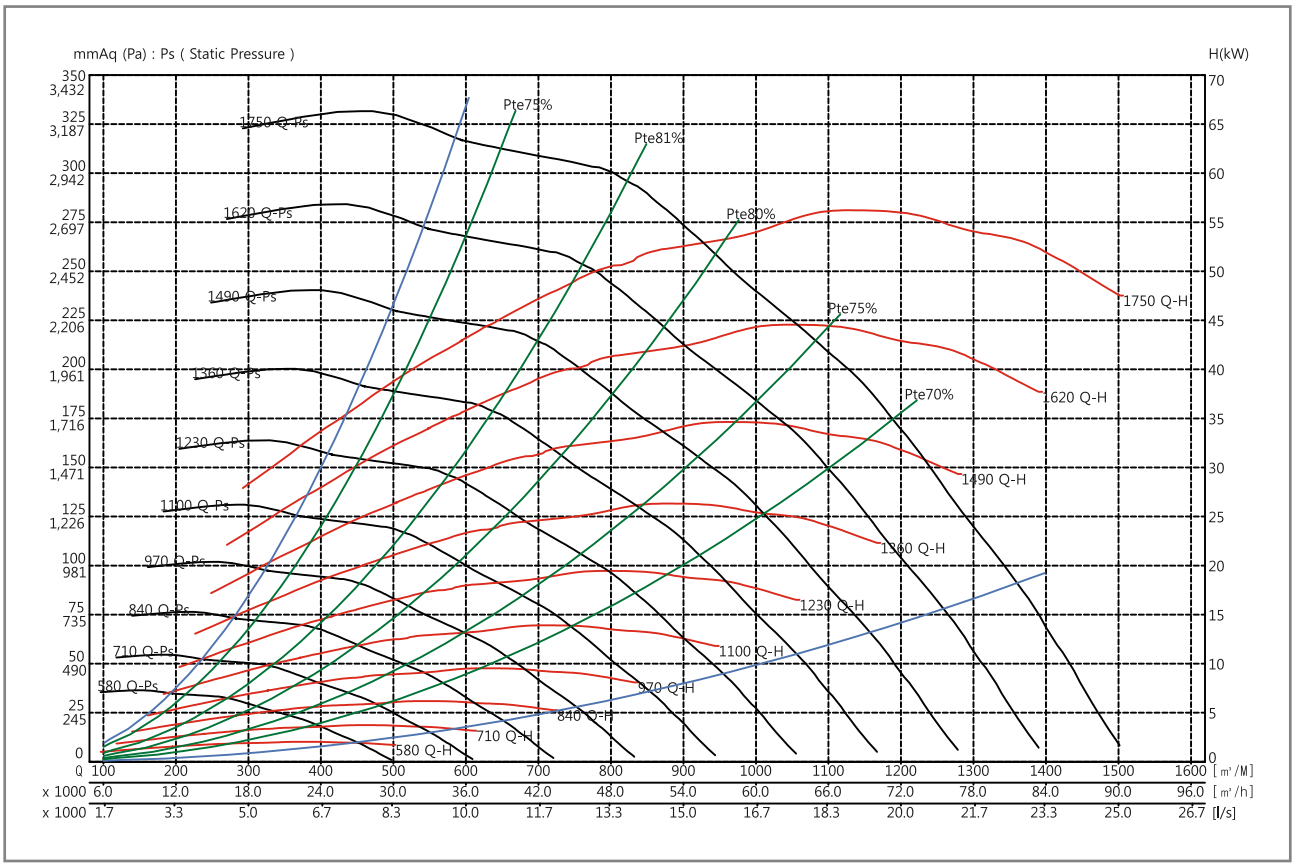

Air flow (m^3/min)	Outlet Vel (m/sec)	25 mmAq (245 Pa)				50 mmAq (490 Pa)				75 mmAq (735 Pa)				100 mmAq (981 Pa)				125 mmAq (1226 Pa)			
		rpm	BkW	η_t	PWL	rpm	BkW	η_t	PWL	rpm	BkW	η_t	PWL	rpm	BkW	η_t	PWL	rpm	BkW	η_t	PWL
		m^{-1}	kW	%	LwiA	m^{-1}	kW	%	LwiA	m^{-1}	kW	%	LwiA	m^{-1}	kW	%	LwiA	m^{-1}	kW	%	LwiA
450	8.12	664	3.055	69.8	84	796	5.049	78.5	85	903	7.159	81.0	86	1006	9.50	80.3	90	1114	12.22	77.4	94
500	9.02	710	3.696	66.3	86	830	5.901	76.0	87	938	8.128	80.2	87	1030	10.55	81.0	89	1124	13.21	80.1	93
550	9.92	758	4.430	62.9	88	866	6.790	74.0	89	974	9.244	78.6	89	1064	11.78	80.6	90	1146	14.45	81.2	92
600	10.82	806	5.277	59.8	89	906	7.779	72.0	90	1008	10.50	76.5	91	1100	13.17	79.6	92	1179	15.99	80.8	93
650	11.72	855	6.258	56.8	91	951	8.956	69.2	92	1043	11.85	74.6	93	1134	14.71	78.1	94	1214	17.65	80.1	94
700	12.63	905	7.368	54.1	93	997	10.25	66.7	94	1081	13.20	73.3	94	1168	16.42	76.3	95	1250	19.49	78.8	96
750	13.53	956	8.615	51.5	94	1045	11.67	64.2	95	1123	14.80	71.3	96	1205	18.25	74.6	97	1284	21.52	77.4	97
800	14.43	1009	10.03	49.4	96	1094	13.26	61.9	96	1168	16.59	69.1	97	1241	19.99	73.6	98	1318	23.73	75.7	98
850	15.33	1063	11.62	47.3	97	1141	14.96	59.8	98	1213	18.50	67.0	98	1282	22.04	72.0	99	1355	26.00	74.3	100
900	16.23	1116	13.34	45.6	99	1190	16.89	57.7	99	1261	20.61	65.0	100	1327	24.39	69.9	100	1391	28.20	73.4	101
950	17.14	1169	15.23	44.0	100	1239	18.99	55.7	100	1309	22.87	63.1	101	1371	26.83	68.2	101	1432	30.76	72.0	102
1000	18.04	1223	17.34	42.5	101	1290	21.32	53.7	102	1358	25.35	61.2	102	1418	29.48	66.4	102	1477	33.67	70.2	103

Air flow (m^3/min)	Outlet Vel (m/sec)	150 mmAq (1471 Pa)				175 mmAq (1716 Pa)				200 mmAq (1961 Pa)				225 mmAq (2206 Pa)				250 mmAq (2452 Pa)			
		rpm	BkW	η_t	PWL	rpm	BkW	η_t	PWL	rpm	BkW	η_t	PWL	rpm	BkW	η_t	PWL	rpm	BkW	η_t	PWL
		m^{-1}	kW	%	LwiA	m^{-1}	kW	%	LwiA	m^{-1}	kW	%	LwiA	m^{-1}	kW	%	LwiA	m^{-1}	kW	%	LwiA
450	8.12	1212	15.02	75.2	96	1302	17.88	73.4	99												
500	9.02	1222	16.22	77.8	96	1312	19.35	75.8	98	1396	22.50	74.2	100	1474	25.66	73.0	102				
550	9.92	1232	17.41	80.2	95	1321	20.71	78.3	98	1406	24.13	76.4	100	1485	27.56	75.0	102	1559	31.05	73.8	104
600	10.82	1254	18.90	81.2	94	1332	22.12	80.5	97	1415	25.72	78.7	99	1494	29.42	77.1	101	1569	33.15	75.8	103
650	11.72	1286	20.74	80.9	95	1355	23.89	81.2	96	1427	27.28	80.8	99	1503	31.23	79.1	101	1578	35.11	77.9	103
700	12.63	1320	22.69	80.3	96	1387	26.03	80.9	97	1451	29.47	81.2	98	1518	32.98	81.1	100	1588	37.17	79.6	102
750	13.53	1357	24.85	79.2	98	1421	28.27	80.5	98	1484	31.88	80.9	99	1544	35.57	81.1	99	1606	39.19	81.4	101
800	14.43	1391	27.18	78.1	99	1458	30.80	79.5	99	1518	34.46	80.5	100	1576	38.31	80.9	100	1633	42.26	81.0	101
850	15.33	1425	29.77	76.5	100	1493	33.45	78.4	100	1554	37.28	79.6	101	1610	41.18	80.5	101	1666	45.27	80.8	102
900	16.23	1460	32.45	75.1	101	1527	36.38	77.1	102	1589	40.29	78.6	102	1647	44.36	79.7	102	1700	48.47	80.4	103
950	17.14	1497	35.12	74.1	102	1561	39.47	75.7	103	1623	43.54	77.4	103	1682	47.79	78.7	103	1736	52.04	79.7	104
1000	18.04	1534	37.87	73.1	103	1597	42.66	74.5	104	1657	47.08	76.1	104	1716	51.36	77.7	105				

GAF-DS_Version 11.0_March,2016

- Air performance and Sound performance of can be changed without notice for performance and quality improvement.
- Power rating BkW does not include V-belt drive, motor efficiency and transmission losses.
- The A-weighted sound ratings calculated per AMCA standard 301. Values shown are for inlet PWL(LwiA(dBA)) sound power levels for installation type B:(free inlet, Ducted outlet), Rating do not include the effect of duct end corrections.
- Performance certified is for AMCA 210 Fig-12 & installation type B:(Free inlet, Ducted outlet), Performance ratings do not include the effects of appurtenance(Accessories).

GAF-DS series

AIR FOIL FAN
www.gsfan.co.kr

GAF-5.75DS FEG 85

Wheel dia	876 mm	Tip Speed = 0.04587 * rpm	Outlet Dim'	1150 * 875	Outlet Area	1.0063 m^2	Class 1	1308 rpm	Class 2	1744 rpm	Not Applicable

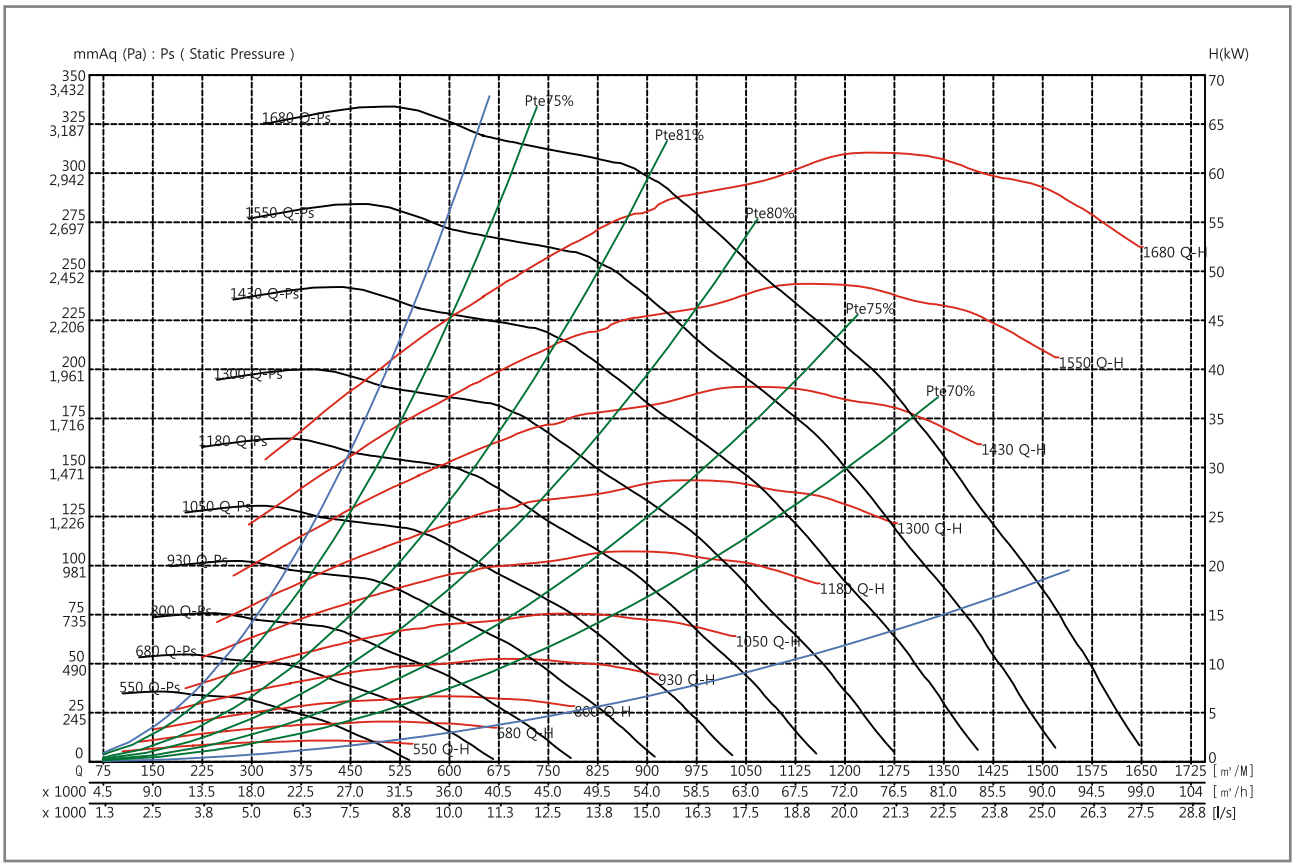

Air flow (m^3/min)	Outlet Vel (m/sec)	25 mmAq (245 Pa)				50 mmAq (490 Pa)				75 mmAq (735 Pa)				100 mmAq (981 Pa)				125 mmAq (1226 Pa)			
		rpm	BkW	η_t	PWL	rpm	BkW	η_t	PWL	rpm	BkW	η_t	PWL	rpm	BkW	η_t	PWL	rpm	BkW	η_t	PWL
		m^{-1}	kW	%	LwiA	m^{-1}	kW	%	LwiA	m^{-1}	kW	%	LwiA	m^{-1}	kW	%	LwiA	m^{-1}	kW	%	LwiA
375	6.21	555	2.182	76.7	79	691	3.937	81.3	81	825	6.135	77.0	87	942	8.482	73.6	92				
450	7.45	603	2.864	72.8	82	735	4.884	80.1	83	843	7.055	81.5	86	955	9.707	78.1	91	1059	12.51	75.2	94
525	8.70	662	3.753	67.7	85	781	6.069	77.0	87	884	8.451	80.6	87	975	10.97	81.5	90	1071	14.03	79.0	93
600	9.94	725	4.831	62.9	88	828	7.412	74.0	89	931	10.07	78.6	90	1017	12.86	80.6	90	1096	15.77	81.2	92
675	11.18	788	6.137	58.7	91	882	8.950	71.0	81	976	11.98	75.8	92	1064	14.96	79.1	93	1139	18.07	80.6	93
750	12.42	853	7.707	54.8	92	941	10.79	67.4	94	1024	14.02	73.7	94	1109	17.43	76.8	95	1186	20.73	79.2	95
825	13.66	920	9.559	51.4	95	1004	12.93	64.0	95	1078	16.35	71.1	96	1156	20.11	74.5	97	1231	23.74	77.2	97
900	14.91	989	11.75	48.3	97	1068	15.35	60.9	97	1137	19.10	68.1	98	1205	22.85	72.9	99	1277	27.08	75.0	99
975	16.15	1059	14.27	45.8	99	1131	18.13	58.0	99	1199	22.14	65.3	100	1262	26.24	70.3	100	1325	30.42	73.6	101
1050	17.39	1130	17.13	43.6	100	1196	21.28	55.2	101	1263	25.57	62.7	101	1321	29.91	67.8	102	1379	34.27	71.6	102
1125	18.63	1196	20.18	41.7	102	1258	24.60	52.9	102	1322	29.11	60.4	103	1379	33.73	65.5	103	1434	38.42	69.4	104
1200	19.88	1274	24.16	39.9	104	1330	28.82	50.4	104	1390	33.60	57.9	104	1447	38.56	63.1	105	1497	43.50	67.1	105

Air flow (m^3/min)	Outlet Vel (m/sec)	150 mmAq (1471 Pa)				175 mmAq (1716 Pa)				200 mmAq (1961 Pa)				225 mmAq (2206 Pa)				250 mmAq (2452 Pa)			
		rpm	BkW	η_t	PWL	rpm	BkW	η_t	PWL	rpm	BkW	η_t	PWL	rpm	BkW	η_t	PWL	rpm	BkW	η_t	PWL
		m^{-1}	kW	%	LwiA	m^{-1}	kW	%	LwiA	m^{-1}	kW	%	LwiA	m^{-1}	kW	%	LwiA	m^{-1}	kW	%	LwiA
375	6.21																				
450	7.45	1152	15.36	73.2	97																
525	8.70	1165	17.24	76.7	96	1252	20.51	74.9	99	1332	23.82	73.4	101								
600	9.94	1178	19.01	80.1	95	1264	22.61	78.2	98	1345	26.35	76.4	100	1420	30.09	75.0	102	1491	33.89	73.8	104
675	11.18	1210	21.39	81.0	94	1281	24.74	81.2	97	1357	28.77	79.3	99	1432	32.79	78.0	101	1504	36.99	76.5	103
750	12.42	1254	24.18	80.5	96	1319	27.84	80.9	97	1381	31.43	81.4	98	1446	35.49	80.6	101	1516	40.04	79.1	102
825	13.66	1301	27.42	79.1	98	1363	31.16	80.4	98	1422	35.11	80.9	99	1480	39.19	81.0	100	1538	43.09	81.5	102
900	14.91	1346	30.98	77.4	100	1411	35.00	79.0	100	1468	39.05	80.1	100	1524	43.34	80.7	101	1577	47.70	81.0	102
975	16.15	1392	35.02	75.3	101	1455	39.19	77.3	102	1515	43.51	78.8	102	1570	47.93	79.8	102	1621	52.40	80.5	103
1050	17.39	1439	39.00	73.9	103	1500	43.86	75.4	103	1560	48.44	77.1	103	1616	53.01	78.5	104	1668	57.76	79.4	104
1125	18.63	1487	43.02	72.5	104	1545	48.28	74.1	104	1602	53.41	75.5	105	1658	58.26	77.0	105				
1200	19.88	1549	48.54	70.2	105	1599	53.49	72.8	106	1653	59.16	74.1	106								

GAF-DS_Version 11.0_March,2016

- Air performance and Sound performance of can be changed without notice for performance and quality improvement.
- Power rating BkW does not include V-belt drive, motor efficiency and transmission losses.
- The A-weighted sound ratings calculated per AMCA standard 301. Values shown are for inlet PWL(LwiA(dBA)) sound power levels for installation type B:(free inlet, Ducted outlet), Rating do not include the effect of duct end corrections.
- Performance certified is for AMCA 210 Fig-12 & installation type B:(Free inlet, Ducted outlet), Performance ratings do not include the effects of appurtenance(Accessories).

GAF-DS series

AIR FOIL FAN
www.gsfan.co.kr

GAF-6DS FEG 90

Wheel dia	914 mm	Tip Speed = 0.04786 * rpm	Outlet Dim'	1200 * 915	Outlet Area	1.0980 m^2	Class 1	1254 rpm	Class 2	1672 rpm	Not Applicable

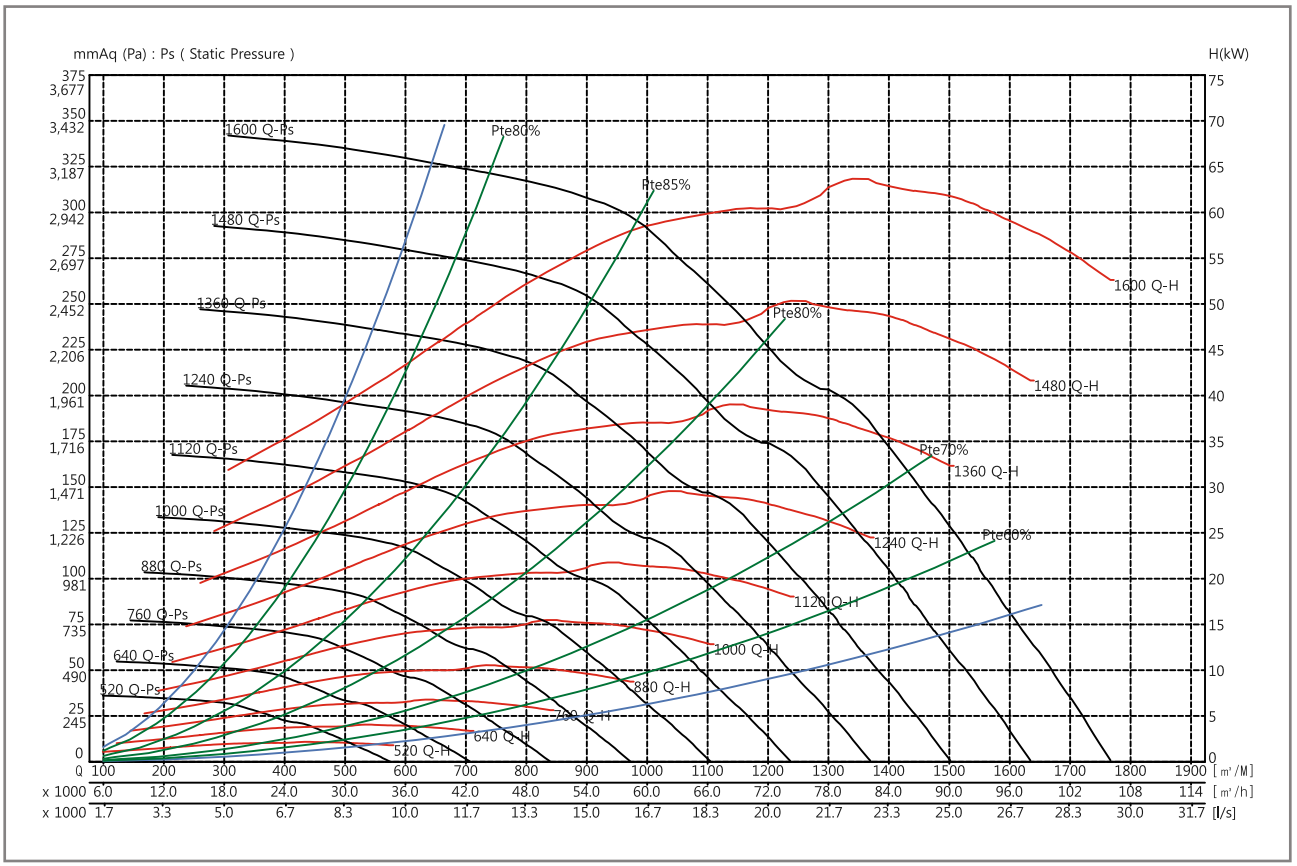

Air flow (m^3/min)	Outlet Vel (m/sec)	25 mmAq (245 Pa)				50 mmAq (490 Pa)				75 mmAq (735 Pa)				100 mmAq (981 Pa)				125 mmAq (1226 Pa)			
		rpm	BkW	η_t	PWL	rpm	BkW	η_t	PWL	rpm	BkW	η_t	PWL	rpm	BkW	η_t	PWL	rpm	BkW	η_t	PWL
		m^{-1}	kW	%	LwiA	m^{-1}	kW	%	LwiA	m^{-1}	kW	%	LwiA	m^{-1}	kW	%	LwiA	m^{-1}	kW	%	LwiA
300	4.55					632	3.115	80.5	82												
400	6.07	534	2.231	79.6	76	657	4.008	84.9	80	780	6.123	82.1	87	891	8.381	79.4	92	989	10.75	77.2	95
500	7.59	587	3.127	74.4	80	713	5.294	82.3	82	810	7.529	84.8	85	909	10.09	83.5	91	1004	12.85	81.4	94
600	9.11	661	4.372	67.4	84	776	6.892	78.2	86	865	9.447	82.6	88	947	12.13	84.4	90	1027	15.03	84.6	93
700	10.63	736	5.975	61.1	88	826	8.714	74.6	89	928	11.76	79.4	91	1003	14.75	82.5	92	1075	17.89	83.7	93
800	12.14	816	7.968	56.0	92	897	10.99	70.1	92	978	14.37	76.3	93	1067	17.85	79.7	94	1131	21.24	82.1	95
900	13.66	898	10.42	51.5	95	972	13.87	65.1	95	1040	17.31	73.3	95	1120	21.27	76.9	97	1196	25.17	79.5	98
1000	15.18	981	13.38	47.8	97	1050	17.27	60.6	98	1113	20.98	69.3	98	1173	25.01	74.4	99	1250	29.46	77.0	100
1100	16.70	1063	16.84	45.1	100	1129	21.20	56.9	100	1188	25.33	65.2	100	1245	29.46	71.3	101	1299	34.03	74.8	101
1200	18.21	1149	21.00	42.4	102	1211	25.77	53.6	102	1265	30.33	61.5	103	1319	34.86	67.5	103	1370	39.40	72.2	103
1300	19.73	1235	25.86	40.3	104	1292	30.94	50.8	104	1344	35.98	58.4	105	1394	40.90	64.2	105	1443	45.71	69.0	105
1400	21.25	1321	31.39	38.5	106	1375	36.89	48.2	106	1424	42.28	55.6	107	1471	47.71	61.1	107	1517	52.92	65.8	107

Air flow (m^3/min)	Outlet Vel (m/sec)	150 mmAq (1471 Pa)				175 mmAq (1716 Pa)				200 mmAq (1961 Pa)				225 mmAq (2206 Pa)				250 mmAq (2452 Pa)			
		rpm	BkW	η_t	PWL	rpm	BkW	η_t	PWL	rpm	BkW	η_t	PWL	rpm	BkW	η_t	PWL	rpm	BkW	η_t	PWL
		m^{-1}	kW	%	LwiA	m^{-1}	kW	%	LwiA	m^{-1}	kW	%	LwiA	m^{-1}	kW	%	LwiA	m^{-1}	kW	%	LwiA
300	4.55																				
400	6.07																				
500	7.59	1092	15.66	79.8	97	1174	18.58	78.1	100												
600	9.11	1110	18.20	83.2	96	1189	21.53	81.7	99	1265	24.92	80.4	101	1336	28.32	79.3	103	1404	31.88	78.2	105
700	10.63	1141	21.04	84.9	95	1212	24.56	84.4	98	1283	28.28	83.3	100	1352	32.15	82.2	102	1419	36.08	81.2	104
800	12.14	1195	24.76	83.3	96	1255	28.33	84.4	98	1313	32.05	84.9	99	1375	36.08	84.5	102	1439	40.34	83.6	103
900	13.66	1253	28.97	81.7	98	1311	32.87	82.9	99	1366	36.90	83.6	100	1418	40.91	84.5	101	1470	45.11	84.9	102
1000	15.18	1318	33.74	79.2	101	1371	37.98	81.1	101	1423	42.24	82.4	102	1473	46.60	83.2	102	1523	51.16	83.7	103
1100	16.70	1371	38.91	76.9	102	1436	43.70	78.8	103	1486	48.38	80.4	104	1532	52.98	81.8	104	1579	57.75	82.6	105
1200	18.21	1419	44.40	75.0	104	1484	49.74	76.8	105	1549	54.97	78.3	106	1597	60.13	79.8	106				
1300	19.73	1489	50.73	72.6	106	1535	56.18	74.9	106	1592	61.96	76.5	107								
1400	21.25	1562	58.07	69.8	107																

GAF-DS_Version 11.0_March,2016

- Air performance and Sound performance of can be changed without notice for performance and quality improvement.
- Power rating BkW does not include V-belt drive, motor efficiency and transmission losses.
- The A-weighted sound ratings calculated per AMCA standard 301. Values shown are for inlet PWL(LwiA(dBA)) sound power levels for installation type B:(free inlet, Ducted outlet), Rating do not include the effect of duct end corrections.
- Performance certified is for AMCA 210 Fig-12 & installation type B:(Free inlet, Ducted outlet), Performance ratings do not include the effects of appurtenance(Accessories).

GAF-DS series

AIR FOIL FAN
www.gsfan.co.kr

GAF-6.5DS FEG 80

Wheel dia	990 mm	Tip Speed = 0.05184 * rpm	Outlet Dim'	1300 * 990	Outlet Area	1.2870 m^2	Class 1	1157 rpm	Class 2	1543 rpm	Not Applicable

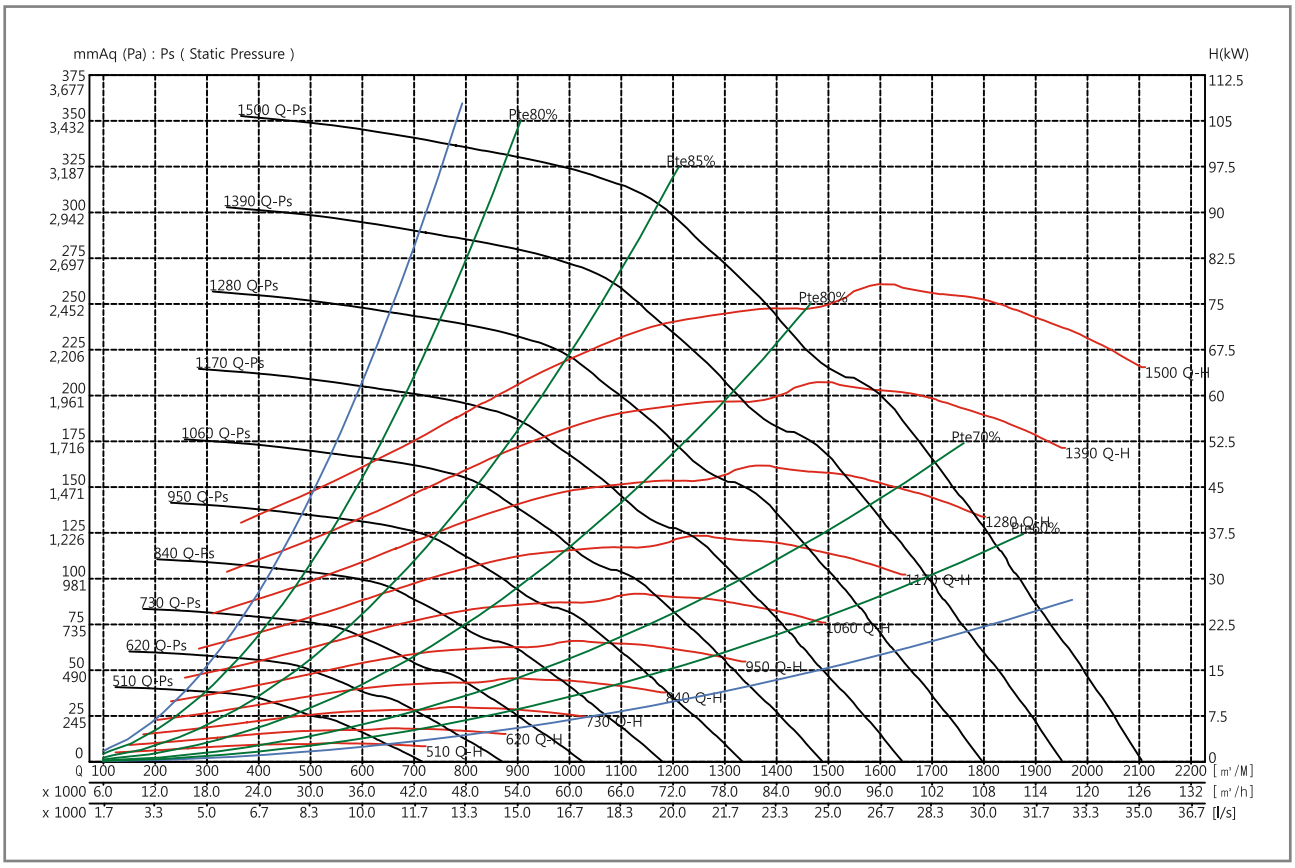

Air flow (m^3/min)	Outlet Vel (m/sec)	25 mmAq (245 Pa)				50 mmAq (490 Pa)				75 mmAq (735 Pa)				100 mmAq (981 Pa)				125 mmAq (1226 Pa)			
		rpm	BkW	η_t	PWL	rpm	BkW	η_t	PWL	rpm	BkW	η_t	PWL	rpm	BkW	η_t	PWL	rpm	BkW	η_t	PWL
		m^{-1}	kW	%	LwiA	m^{-1}	kW	%	LwiA	m^{-1}	kW	%	LwiA	m^{-1}	kW	%	LwiA	m^{-1}	kW	%	LwiA
400	5.18					590	4.049	83.0	82	711	6.308	79.2	88								
500	6.48	510	2.909	78.3	77	619	5.061	84.4	80	725	7.577	83.3	87	826	10.37	80.5	92	917	13.26	78.3	95
600	7.77	549	3.808	73.7	80	664	6.398	81.9	83	753	9.068	84.6	86	842	12.08	83.8	90	929	15.35	81.9	94
700	9.07	607	5.069	67.6	85	714	8.016	78.3	86	797	11.01	82.7	88	872	14.14	84.5	90	947	17.54	84.5	93
800	10.36	667	6.631	62.2	88	751	9.794	75.3	88	846	13.29	80.1	90	916	16.71	82.9	92	983	20.29	84.2	93
900	11.66	730	8.548	57.3	91	806	11.94	71.7	91	892	15.84	77.2	93	965	19.69	80.7	94	1027	23.56	82.8	95
1000	12.95	794	10.81	53.3	94	865	14.62	67.3	94	930	18.58	74.8	94	1014	23.00	78.1	96	1075	27.25	80.9	97
1100	14.25	858	13.46	50.1	96	923	17.69	63.4	96	986	21.83	71.8	97	1048	26.53	76.0	97	1126	31.36	78.5	99
1200	15.54	922	16.55	47.2	98	985	21.24	59.8	99	1043	25.73	68.3	99	1098	30.43	73.8	99	1161	35.72	76.5	100
1300	16.84	988	20.13	44.8	100	1048	25.24	56.7	101	1102	30.18	64.9	101	1155	35.05	71.0	101	1204	40.40	74.7	102
1400	18.13	1055	24.28	42.7	102	1113	29.84	53.8	102	1163	35.17	61.8	103	1213	40.43	67.9	103	1260	45.75	72.4	103
1500	19.43	1123	29.03	40.7	104	1176	34.92	51.3	104	1224	40.65	59.1	104	1271	46.35	65.0	105	1317	51.92	69.8	105

Air flow (m^3/min)	Outlet Vel (m/sec)	150 mmAq (1471 Pa)				175 mmAq (1716 Pa)				200 mmAq (1961 Pa)				225 mmAq (2206 Pa)				250 mmAq (2452 Pa)			
		rpm	BkW	η_t	PWL	rpm	BkW	η_t	PWL	rpm	BkW	η_t	PWL	rpm	BkW	η_t	PWL	rpm	BkW	η_t	PWL
		m^{-1}	kW	%	LwiA	m^{-1}	kW	%	LwiA	m^{-1}	kW	%	LwiA	m^{-1}	kW	%	LwiA	m^{-1}	kW	%	LwiA
400	5.18																				
500	6.48																				
600	7.77	1010	18.71	80.2	97	1086	22.20	78.7	100	1156	25.71	77.3	102								
700	9.07	1024	21.26	83.1	97	1098	25.15	81.6	99	1167	29.09	80.3	101	1233	33.1	79.3	103				
800	10.36	1046	24.03	84.9	95	1114	28.16	83.9	98	1181	32.46	82.9	101	1245	36.9	81.7	103	1296	37.20	78.1	105
900	11.66	1087	27.60	83.7	96	1142	31.65	84.8	97	1201	36.05	84.7	100	1262	40.8	83.8	102	1307	41.40	80.6	105
1000	12.95	1131	31.55	82.6	98	1186	35.98	83.4	99	1237	40.43	84.4	99	1287	45.1	84.9	101	1321	45.60	83.0	104
1100	14.25	1179	36.04	80.8	99	1230	40.72	82.3	100	1280	45.53	83.2	101	1329	50.5	83.8	102	1341	50.06	84.6	103
1200	15.54	1230	40.94	78.7	101	1280	46.06	80.6	102	1326	51.14	82.0	102	1372	56.3	82.9	103	1374	55.40	84.6	102
1300	16.84	1268	46.18	76.8	103	1330	51.81	78.6	103	1376	57.36	80.3	104	1419	62.8	81.7	104	1418	61.71	83.4	104
1400	18.13	1306	51.64	75.1	104	1368	57.91	76.9	105	1426	63.97	78.5	106	1470	69.9	79.9	106	1462	68.45	82.5	105
1500	19.43	1360	57.80	73.2	105	1405	64.22	75.4	106	1463	70.95	76.8	107								

GAF-DS_Version 11.0_March,2016

- Air performance and Sound performance of can be changed without notice for performance and quality improvement.
- Power rating BkW does not include V-belt drive, motor efficiency and transmission losses.
- The A-weighted sound ratings calculated per AMCA standard 301. Values shown are for inlet PWL(LwiA(dBA)) sound power levels for installation type B:(free inlet, Ducted outlet), Rating do not include the effect of duct end corrections.
- Performance certified is for AMCA 210 Fig-12 & installation type B:(Free inlet, Ducted outlet), Performance ratings do not include the effects of appurtenance(Accessories).

GAF-DS series

AIR FOIL FAN
www.gsfan.co.kr

GAF-7DS FEG 90

Wheel dia	1066 mm	Tip Speed = 0.05582 * rpm	Outlet Dim'	1400 * 1065	Outlet Area	1.4910 m^2	Class 1	1075 rpm	Class 2	1433 rpm	Not Applicable

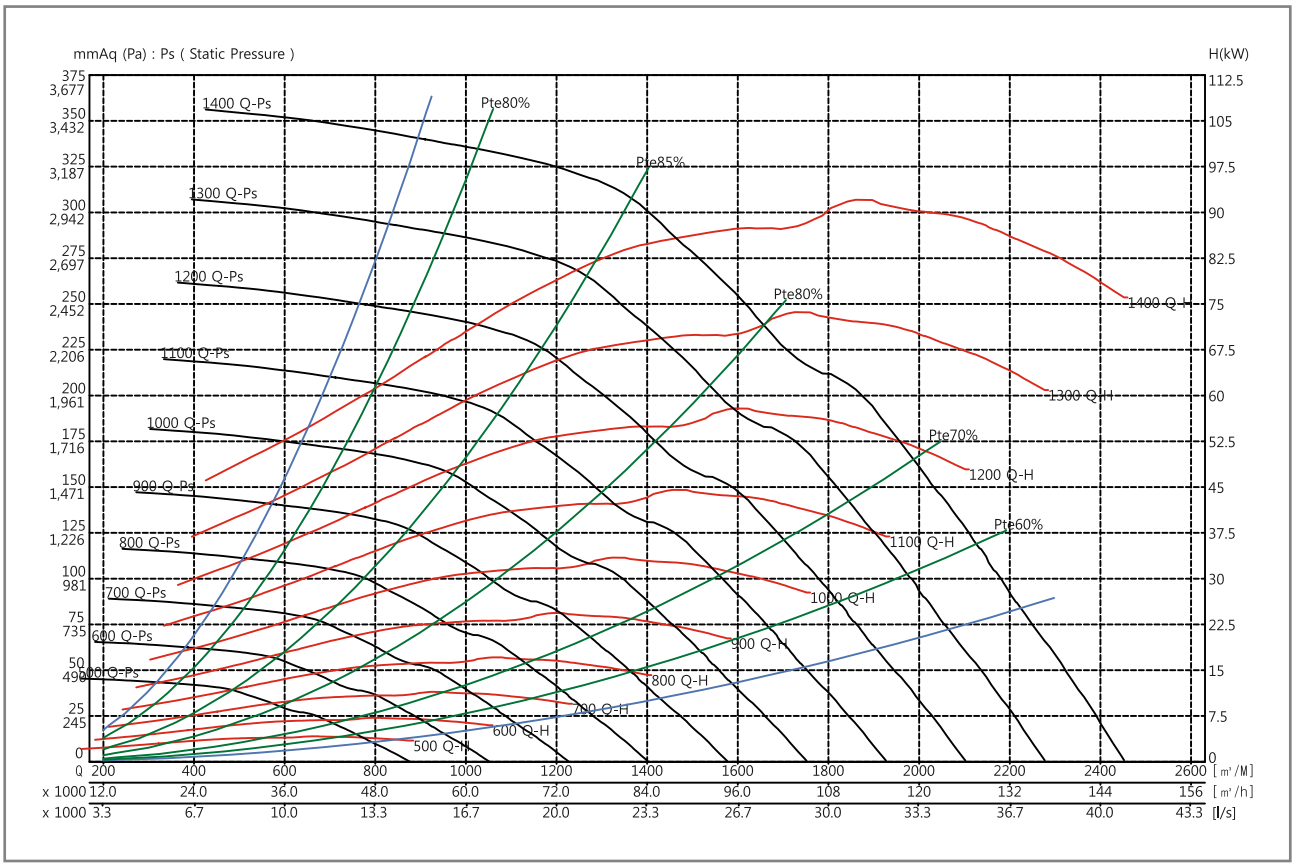

Air flow (m^3/min)	Outlet Vel (m/sec)	25 mmAq (245 Pa)				50 mmAq (490 Pa)				75 mmAq (735 Pa)				100 mmAq (981 Pa)				125 mmAq (1226 Pa)			
		rpm	BkW	η_t	PWL	rpm	BkW	η_t	PWL	rpm	BkW	η_t	PWL	rpm	BkW	η_t	PWL	rpm	BkW	η_t	PWL
		m^{-1}	kW	%	LwiA	m^{-1}	kW	%	LwiA	m^{-1}	kW	%	LwiA	m^{-1}	kW	%	LwiA	m^{-1}	kW	%	LwiA
700	7.82	512	4.467	73.5	81	618	7.486	81.8	83	701	10.59	84.5	86	782	14.09	83.9	91	863	17.90	82.0	95
800	8.94	559	5.711	68.4	84	659	9.097	78.7	86	736	12.52	82.9	88	806	16.11	84.7	90	877	20.07	84.3	94
900	10.06	606	7.236	63.4	88	688	10.85	76.0	88	774	14.74	80.8	90	841	18.63	83.2	91	903	22.67	84.6	93
1000	11.18	655	9.003	59.3	90	729	12.85	73.2	90	815	17.23	78.2	92	878	21.47	81.7	93	938	25.85	83.3	94
1100	12.30	706	11.11	55.4	93	775	15.27	69.7	93	842	19.86	76.0	94	919	24.65	79.4	95	974	29.32	82.0	96
1200	13.41	758	13.54	52.2	95	822	18.12	65.9	95	882	22.80	73.8	95	955	28.09	77.3	97	1015	33.24	80.0	98
1300	14.53	809	16.33	49.4	97	870	21.34	62.6	97	927	26.22	71.1	97	982	31.67	75.6	98	1054	37.43	78.1	99
1400	15.65	861	19.48	47.0	99	919	24.93	59.6	99	974	30.24	68.0	99	1024	35.68	73.5	100	1080	41.78	76.4	100
1500	16.77	913	23.04	45.0	100	970	28.98	56.8	101	1020	34.65	65.1	101	1069	40.26	71.2	101	1115	46.47	74.8	102
1600	17.89	967	27.13	43.0	102	1021	33.48	54.4	102	1068	39.54	62.4	103	1116	45.56	68.5	103	1160	51.72	72.9	103
1700	19.00	1021	31.73	41.4	104	1072	38.43	52.2	104	1118	44.99	59.9	104	1162	51.34	65.9	104	1205	57.66	70.6	105
1800	20.12	1076	36.83	39.9	105	1124	43.89	50.2	105	1169	50.91	57.6	106	1210	57.70	63.5	106	1252	64.39	68.2	106

Air flow (m^3/min)	Outlet Vel (m/sec)	150 mmAq (1471 Pa)				175 mmAq (1716 Pa)				200 mmAq (1961 Pa)				225 mmAq (2206 Pa)				250 mmAq (2452 Pa)			
		rpm	BkW	η_t	PWL	rpm	BkW	η_t	PWL	rpm	BkW	η_t	PWL	rpm	BkW	η_t	PWL	rpm	BkW	η_t	PWL
		m^{-1}	kW	%	LwiA	m^{-1}	kW	%	LwiA	m^{-1}	kW	%	LwiA	m^{-1}	kW	%	LwiA	m^{-1}	kW	%	LwiA
700	7.82	938	21.82	80.3	98	1009	25.85	78.9	100	1074	29.95	77.5	102								
800	8.94	949	24.34	82.8	97	1018	28.82	81.3	99	1083	33.31	80.1	102	1144	37.88	79.0	103	1202	42.62	77.9	105
900	10.06	965	27.03	84.7	96	1031	31.80	83.5	99	1093	36.71	82.3	101	1153	41.75	81.1	103	1211	46.84	80.2	105
1000	11.18	994	30.32	84.5	96	1049	35.03	84.9	98	1108	40.22	84.1	100	1165	45.53	83.2	103	1221	51.05	82.1	104
1100	12.30	1029	34.14	83.2	97	1080	39.07	84.2	98	1129	44.12	84.9	99	1182	49.59	84.6	102	1235	55.42	83.8	104
1200	13.41	1065	38.30	82.1	98	1115	43.55	83.1	99	1163	48.94	83.9	100	1208	54.33	84.7	101	1254	60.05	84.9	103
1300	14.53	1106	42.96	80.3	100	1152	48.46	82.0	101	1198	54.11	83.0	101	1243	59.99	83.6	102	1285	65.75	84.4	103
1400	15.65	1146	47.93	78.5	101	1192	53.88	80.4	102	1235	59.78	81.9	103	1278	65.87	82.8	103	1320	72.11	83.4	104
1500	16.77	1176	53.14	76.9	103	1233	59.64	78.7	104	1275	66.02	80.4	104	1315	72.34	81.7	105	1355	78.82	82.6	105
1600	17.89	1204	58.54	75.5	104	1265	65.68	77.2	105	1316	72.61	78.8	105	1356	79.40	80.3	106	1393	86.13	81.5	106
1700	19.00	1246	64.53	73.9	105	1291	71.92	75.9	106	1349	79.48	77.3	107	1396	86.84	78.8	107				
1800	20.12	1291	71.22	72.0	106	1329	78.68	74.4	107	1374	86.54	76.1	108								

GAF-DS_Version 11.0_March,2016

- Air performance and Sound performance of can be changed without notice for performance and quality improvement.
- Power rating BkW does not include V-belt drive, motor efficiency and transmission losses.
- The A-weighted sound ratings calculated per AMCA standard 301. Values shown are for inlet PWL(LwiA(dBA)) sound power levels for installation type B:(free inlet, Ducted outlet), Rating do not include the effect of duct end corrections.
- Performance certified is for AMCA 210 Fig-12 & installation type B:(Free inlet, Ducted outlet), Performance ratings do not include the effects of appurtenance(Accessories).

GAF-DS series

AIR FOIL FAN
www.gsfan.co.kr

GAF-8DS FEG 90

Wheel dia	1210 mm	Tip Speed = 0.06336 * rpm	Outlet Dim'	1600 * 1220	Outlet Area	1.9520 m^2	Class 1	947 rpm	Class 2	1263 rpm	Not Applicable

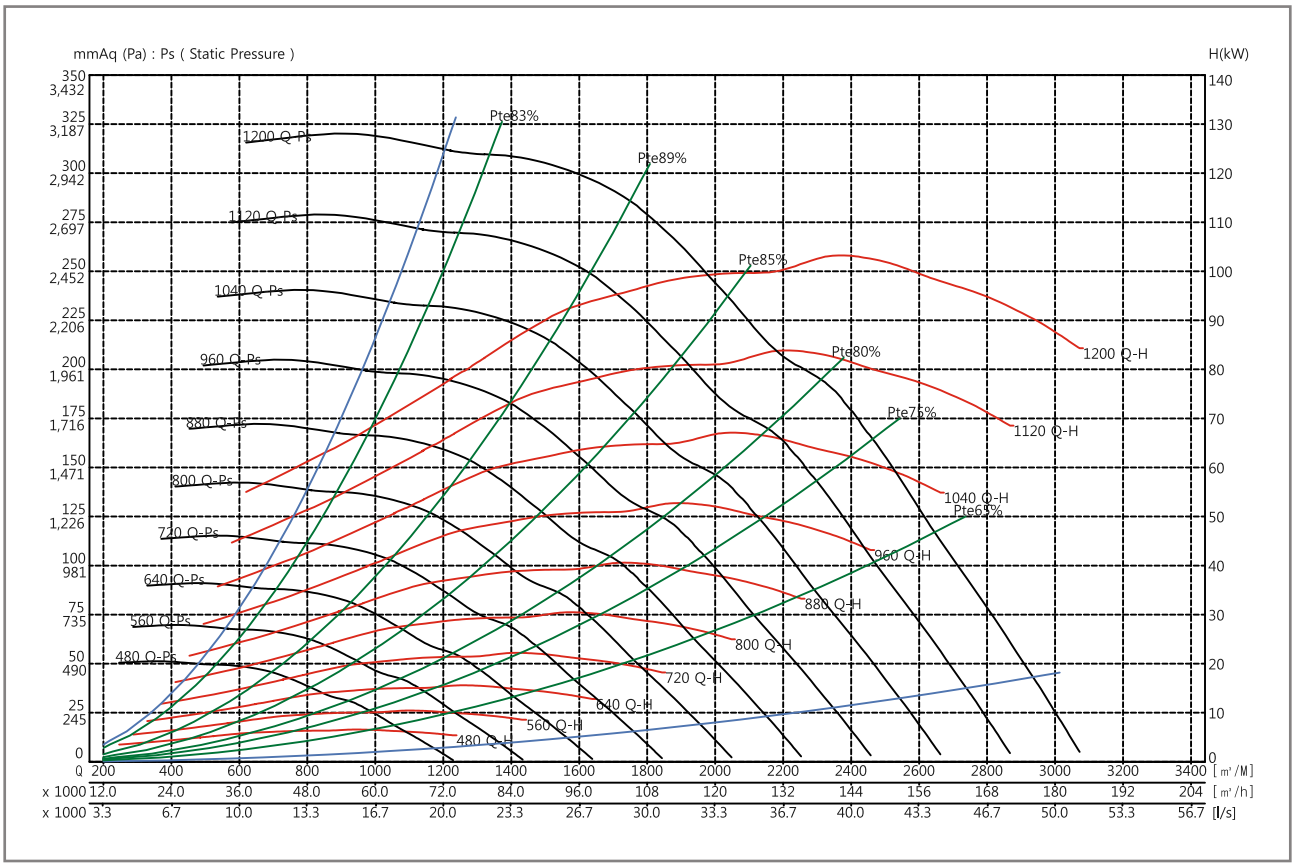

Air flow (m^3/min)	Outlet Vel (m/sec)	25 mmAq (245 Pa)				50 mmAq (490 Pa)				75 mmAq (735 Pa)				100 mmAq (981 Pa)				125 mmAq (1226 Pa)			
		rpm	BkW	η_t	PWL	rpm	BkW	η_t	PWL	rpm	BkW	η_t	PWL	rpm	BkW	η_t	PWL	rpm	BkW	η_t	PWL
		m^{-1}	kW	%	LwiA	m^{-1}	kW	%	LwiA	m^{-1}	kW	%	LwiA	m^{-1}	kW	%	LwiA	m^{-1}	kW	%	LwiA
700	5.98					497	6.729	88.2	82	592	10.40	84.4	89	680	14.31	81.2	92				
800	6.83					518	7.842	87.7	82	601	11.63	87.0	88	683	15.89	84.2	92	761	20.32	81.8	95
900	7.68					543	9.158	85.7	85	616	12.96	88.7	86	691	17.54	86.4	91	764	22.32	84.3	95
1000	8.54	482	6.572	73.0	84	570	10.65	83.2	88	639	14.79	87.4	88	705	19.21	88.4	90	772	24.40	86.2	94
1100	9.39	514	7.873	69.2	86	595	12.25	81.0	89	664	16.77	85.8	91	725	21.40	88.1	91	785	26.45	88.1	93
1200	10.25	548	9.370	65.6	88	616	13.90	79.3	90	691	18.98	83.8	92	748	23.92	86.8	93	803	28.99	88.4	93
1300	11.10	581	11.08	62.3	90	644	15.90	76.6	91	718	21.33	81.9	93	774	26.64	85.3	95	826	32.07	87.3	95
1400	11.95	615	13.00	59.2	92	676	18.24	73.4	93	738	23.75	80.3	94	802	29.66	83.5	97	851	35.36	86.1	97
1500	12.81	650	15.16	56.6	94	709	20.77	70.8	94	762	26.38	78.7	95	828	32.78	81.9	97	878	38.93	84.6	99
1600	13.66	685	17.59	54.1	95	741	23.50	68.1	96	791	29.46	76.4	97	849	36.02	80.5	98	906	42.81	82.9	100
1700	14.52	721	20.32	51.7	97	775	26.58	65.5	97	823	32.95	73.9	98	871	39.40	79.3	99	931	46.74	81.6	101
1800	15.37	757	23.32	49.8	98	809	29.94	63.1	99	855	36.61	71.6	100	900	43.38	77.3	100	951	50.75	80.4	101

Air flow (m^3/min)	Outlet Vel (m/sec)	150 mmAq (1471 Pa)				175 mmAq (1716 Pa)				200 mmAq (1961 Pa)				225 mmAq (2206 Pa)				250 mmAq (2452 Pa)			
		rpm	BkW	η_t	PWL	rpm	BkW	η_t	PWL	rpm	BkW	η_t	PWL	rpm	BkW	η_t	PWL	rpm	BkW	η_t	PWL
		m^{-1}	kW	%	LwiA	m^{-1}	kW	%	LwiA	m^{-1}	kW	%	LwiA	m^{-1}	kW	%	LwiA	m^{-1}	kW	%	LwiA
700	7.82																				
800	8.94																				
900	10.06	835	27.29	82.3	97	898	32.42	80.6	100												
1000	11.18	838	29.70	84.5	97	902	35.14	82.9	100	962	40.86	81.3	101								
1100	12.30	846	32.19	86.3	97	906	38.04	84.8	99	965	43.93	83.5	101	1022	50.08	82.2	103	1075	56.22	81.2	105
1200	13.41	859	34.64	88.0	96	915	40.89	86.5	99	970	47.28	85.2	101	1025	53.64	84.1	103	1078	60.26	83.0	105
1300	14.53	877	37.60	88.5	95	928	43.77	88.1	98	980	50.49	86.8	101	1031	57.44	85.5	103	1082	64.33	84.6	104
1400	15.65	899	41.24	87.6	97	946	47.21	88.6	97	994	53.86	88.2	100	1042	61.02	87.1	102	1089	68.49	85.9	104
1500	16.77	924	45.12	86.5	99	968	51.42	87.7	99	1012	57.83	88.6	99	1056	64.88	88.3	101	1101	72.47	87.5	103
1600	17.89	950	49.28	85.2	101	992	55.89	86.7	100	1034	62.67	87.7	100	1074	69.44	88.5	101	1116	76.82	88.4	103
1700	19.00	977	53.75	83.8	102	1018	60.68	85.6	102	1058	67.74	86.8	102	1097	74.92	87.7	102	1135	82.09	88.4	103
1800	20.12	1004	58.43	82.4	103	1045	65.79	84.3	104	1084	73.14	85.8	104	1121	80.64	86.9	104	1158	88.21	87.7	104

GAF-DS_Version 11.0_March,2016

- Air performance and Sound performance of can be changed without notice for performance and quality improvement.
- Power rating BkW does not include V-belt drive, motor efficiency and transmission losses.
- The A-weighted sound ratings calculated per AMCA standard 301. Values shown are for inlet PWL(LwiA(dBA)) sound power levels for installation type B:(free inlet, Ducted outlet), Rating do not include the effect of duct end corrections.
- Performance certified is for AMCA 210 Fig-12 & installation type B:(Free inlet, Ducted outlet), Performance ratings do not include the effects of appurtenance(Accessories).

GAF-DS series

AIR FOIL FAN

www.gsfan.co.kr

GAF-9DS FEG 90

Wheel dia	1372 mm	Tip Speed = 0.07184 * rpm	Outlet Dim'	1800 * 1370	Outlet Area	2.4660 m^2	Class 1	835 rpm	Class 2	1114 rpm	Not Applicable

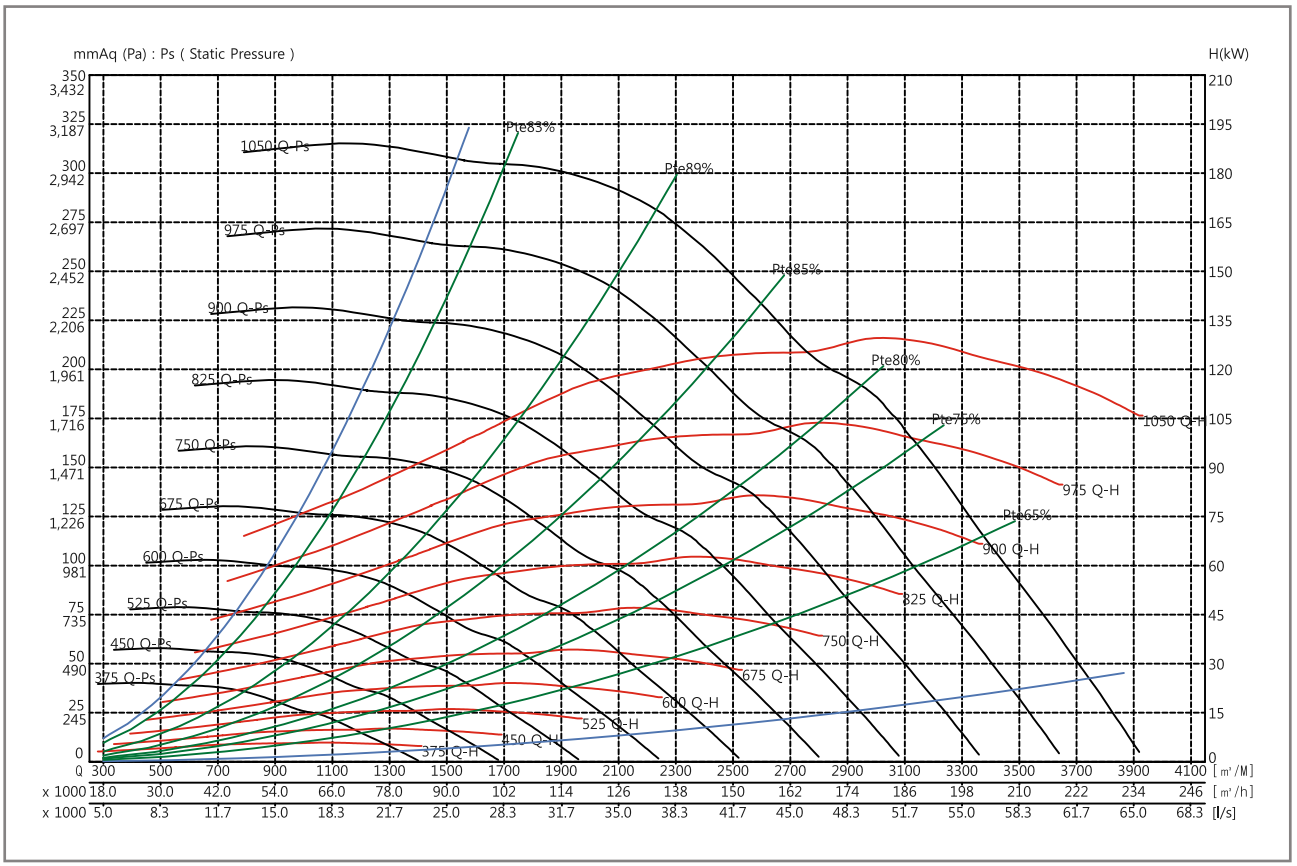

Air flow (m^3/min)	Outlet Vel (m/sec)	25 mmAq (245 Pa)				50 mmAq (490 Pa)				75 mmAq (735 Pa)				100 mmAq (981 Pa)				125 mmAq (1226 Pa)			
		rpm	BkW	η_t	PWL	rpm	BkW	η_t	PWL	rpm	BkW	η_t	PWL	rpm	BkW	η_t	PWL	rpm	BkW	η_t	PWL
		m^{-1}	kW	%	LwiA	m^{-1}	kW	%	LwiA	m^{-1}	kW	%	LwiA	m^{-1}	kW	%	LwiA	m^{-1}	kW	%	LwiA
700	4.73					425	7.001	83.4	85												
900	6.08					438	8.650	88.3	83	522	13.38	84.4	89	600	18.40	81.2	93				
1100	7.43	386	6.408	79.0	82	469	11.00	86.6	85	537	15.87	88.2	87	606	21.63	85.4	93	672	27.54	83.2	96
1300	8.79	428	8.617	72.6	85	506	13.93	82.9	88	566	19.27	87.2	89	623	24.96	88.5	91	682	31.65	86.5	95
1500	10.14	473	11.36	66.9	88	536	17.12	79.9	90	601	23.42	84.5	93	653	29.64	87.3	92	702	36.03	88.7	93
1700	11.49	519	14.77	61.6	91	574	21.07	75.9	92	637	28.13	81.4	94	688	35.09	84.9	96	733	42.15	87.1	96
1900	12.84	566	18.84	57.1	94	618	25.92	71.4	95	667	33.10	79.2	96	725	41.24	82.2	98	769	48.99	85.0	99
2100	14.19	615	23.76	53.3	96	664	31.46	67.3	97	707	39.30	75.6	97	755	47.69	80.2	99	807	56.69	82.5	101
2300	15.54	664	29.52	50.0	99	710	38.00	63.4	99	751	46.51	71.9	100	791	55.22	77.5	100	837	64.71	80.5	102
2500	16.90	713	36.17	47.2	101	756	45.41	60.0	101	796	54.65	68.5	102	833	64.03	74.3	102	869	73.45	78.6	103
2700	18.25	762	43.80	44.9	102	803	53.82	57.0	103	842	63.86	65.2	104	877	73.87	71.2	104	909	83.80	75.8	104
2900	19.60	812	52.53	42.9	104	851	63.42	54.2	105	888	74.16	62.3	105	922	84.81	68.3	106	953	95.72	72.8	106

Air flow (m^3/min)	Outlet Vel (m/sec)	150 mmAq (1471 Pa)				175 mmAq (1716 Pa)				200 mmAq (1961 Pa)				225 mmAq (2206 Pa)				250 mmAq (2452 Pa)			
		rpm	BkW	η_t	PWL	rpm	BkW	η_t	PWL	rpm	BkW	η_t	PWL	rpm	BkW	η_t	PWL	rpm	BkW	η_t	PWL
		m^{-1}	kW	%	LwiA	m^{-1}	kW	%	LwiA	m^{-1}	kW	%	LwiA	m^{-1}	kW	%	LwiA	m^{-1}	kW	%	LwiA
700	4.73																				
900	6.08																				
1100	7.43	734	33.73	81.2	98																
1300	8.79	739	38.55	84.7	98	796	45.60	83.2	100	849	52.88	81.7	102								
1500	10.14	753	43.45	87.6	97	804	51.39	85.9	99	854	59.33	84.7	101	903	67.41	83.5	103	950	75.77	82.3	105
1700	11.49	777	49.35	88.3	96	822	57.18	88.3	98	866	65.81	87.2	101	911	74.94	85.8	103	955	83.91	84.9	104
1900	12.84	810	56.88	86.8	99	849	64.90	87.9	98	888	73.02	88.7	100	928	82.25	88.1	102	968	91.98	87.2	104
2100	14.19	845	65.20	84.8	102	883	73.87	86.4	101	919	82.69	87.4	101	954	91.57	88.3	101	989	100.8	88.6	103
2300	15.54	883	74.47	82.5	103	919	83.79	84.5	104	953	93.26	85.9	104	986	102.8	87.0	104	1019	112.5	87.8	104
2500	16.90	914	84.09	80.7	104	956	94.66	82.4	105	990	104.8	84.1	106	1021	115.0	85.5	106				
2700	18.25	944	94.23	79.1	105	987	105.9	80.7	106	1027	117.3	82.2	107								
2900	19.60	984	106.3	76.6	106	1016	117.6	79.3	107												

GAF-DS_Version 11.0_March,2016

- Air performance and Sound performance of can be changed without notice for performance and quality improvement.
- Power rating BkW does not include V-belt drive, motor efficiency and transmission losses.
- The A-weighted sound ratings calculated per AMCA standard 301. Values shown are for inlet PWL(LwiA(dBA)) sound power levels for installation type B:(free inlet, Ducted outlet), Rating do not include the effect of duct end corrections.
- Performance certified is for AMCA 210 Fig-12 & installation type B:(Free inlet, Ducted outlet), Performance ratings do not include the effects of appurtenance(Accessories).

GAF-10DS FEG 90

Wheel dia	1520 mm	Tip Speed = 0.07959 * rpm	Outlet Dim'	2000 * 1525	Outlet Area	3.0500 m^2	Class 1	754 rpm	Class 2	1005 rpm	Not Applicable

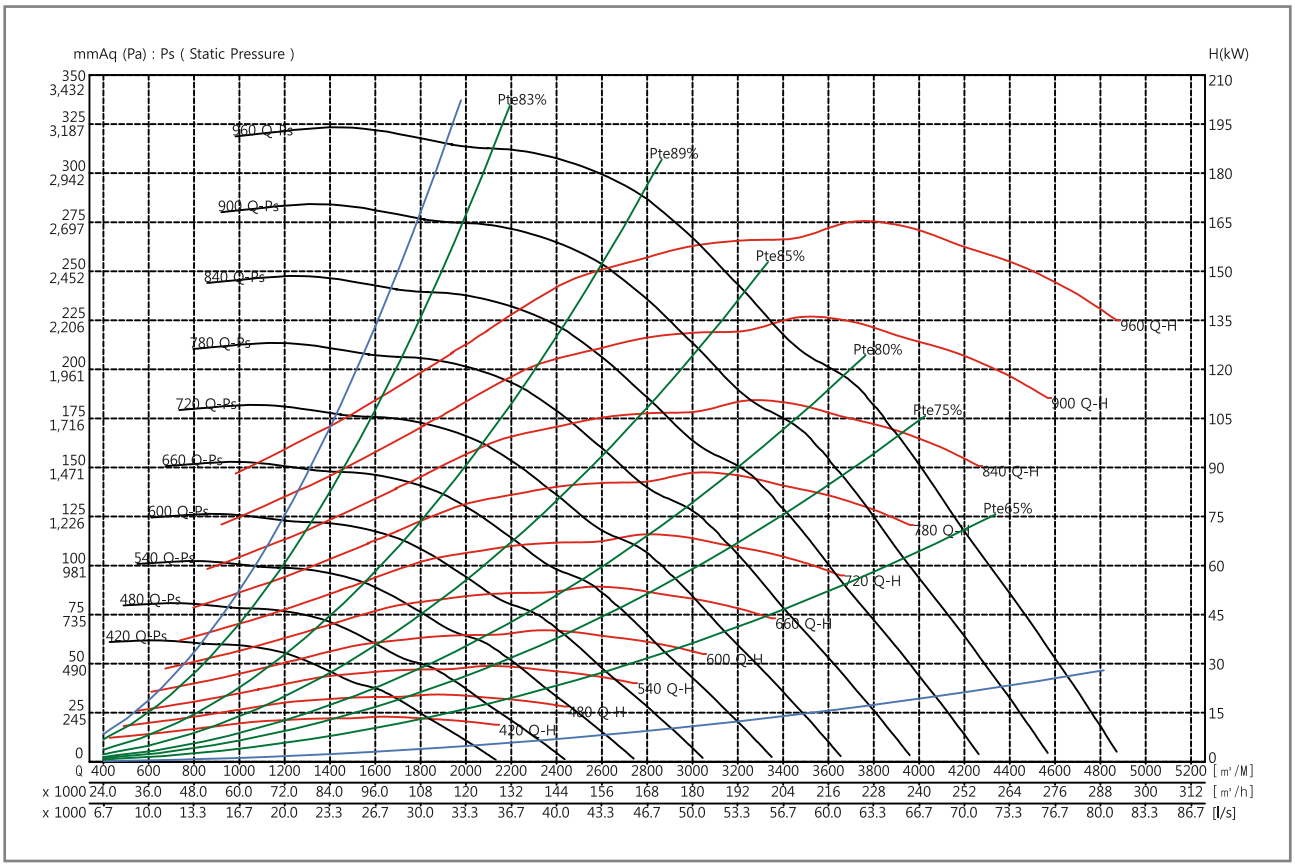

Air flow (m^3/min)	Outlet Vel (m/sec)	25 mmAq (245 Pa)				50 mmAq (490 Pa)				75 mmAq (735 Pa)				100 mmAq (981 Pa)				125 mmAq (1226 Pa)			
		rpm	BkW	η_t	PWL	rpm	BkW	η_t	PWL	rpm	BkW	η_t	PWL	rpm	BkW	η_t	PWL	rpm	BkW	η_t	PWL
		m^{-1}	kW	%	LwiA	m^{-1}	kW	%	LwiA	m^{-1}	kW	%	LwiA	m^{-1}	kW	%	LwiA	m^{-1}	kW	%	LwiA
1400	7.59					429	14.17	86.0	86	488	20.15	88.6	88	549	27.37	86.0	93	608	34.79	84.0	96
1600	8.67					457	17.16	82.8	89	511	23.75	87.2	89	563	30.72	88.5	92	615	38.93	86.5	96
1800	9.76	420	13.33	67.7	89	480	20.35	80.4	90	537	27.84	85.0	93	584	35.34	87.6	92	630	43.19	88.6	94
2000	10.84	454	16.57	63.2	91	505	24.05	77.4	92	565	32.44	82.4	94	610	40.62	85.8	95	652	49.01	87.7	95
2200	11.92	488	20.33	59.4	93	537	28.55	73.6	94	587	37.27	80.4	95	637	46.50	83.6	97	677	55.50	86.1	98
2400	13.01	523	24.68	56.0	95	570	33.65	70.1	96	612	42.69	78.1	96	663	52.82	81.5	98	703	62.68	84.3	100
2600	14.09	559	29.76	52.9	97	603	39.30	66.9	98	642	49.05	75.2	98	683	59.29	80.0	99	731	70.44	82.3	101
2800	15.17	595	35.54	50.2	99	637	45.87	63.7	99	674	56.21	72.2	100	710	66.87	77.7	100	753	78.52	80.7	102
3000	16.26	631	42.01	48.0	101	671	53.07	60.9	101	707	64.24	69.3	101	740	75.33	75.3	102	775	86.88	79.3	103
3200	17.34	667	49.25	46.0	102	705	61.13	58.3	103	740	72.83	66.7	103	773	84.90	72.7	103	804	96.83	77.1	104
3400	18.43	704	57.34	44.2	104	740	70.00	56.0	104	775	82.68	64.1	105	806	95.37	70.1	105	835	107.9	74.7	105
3600	19.51	741	66.43	42.6	105	776	79.96	53.8	105	809	93.25	61.8	106	839	106.4	67.9	106	867	119.9	72.5	107

Air flow (m^3/min)	Outlet Vel (m/sec)	150 mmAq (1471 Pa)				175 mmAq (1716 Pa)				200 mmAq (1961 Pa)				225 mmAq (2206 Pa)				250 mmAq (2452 Pa)			
		rpm	BkW	η_t	PWL	rpm	BkW	η_t	PWL	rpm	BkW	η_t	PWL	rpm	BkW	η_t	PWL	rpm	BkW	η_t	PWL
		m^{-1}	kW	%	LwiA	m^{-1}	kW	%	LwiA	m^{-1}	kW	%	LwiA	m^{-1}	kW	%	LwiA	m^{-1}	kW	%	LwiA
1400	7.59	664	42.56	82.0	99																
1600	8.67	667	47.41	84.8	99	718	56.09	83.2	100	766	65.00	81.8	102								
1800	9.76	677	52.27	87.1	97	724	61.89	85.4	100	769	71.40	84.3	102	814	81.28	83.0	104	857	91.29	81.9	105
2000	10.84	692	57.61	88.7	96	735	67.53	87.7	99	777	78.09	86.2	102	819	88.68	85.1	103	860	99.33	84.1	105
2200	11.92	715	64.72	87.6	97	752	74.11	88.6	98	790	84.65	88.1	101	828	95.94	87.0	103	867	107.7	85.8	104
2400	13.01	740	72.51	86.2	100	775	82.62	87.5	100	809	92.81	88.4	100	843	103.7	88.5	102	879	115.7	87.7	104
2600	14.09	766	81.05	84.6	102	800	91.75	86.2	102	832	102.6	87.3	102	864	113.7	88.1	102	895	124.9	88.7	103
2800	15.17	794	90.36	82.7	103	826	101.6	84.7	104	857	113.2	86.1	104	887	124.8	87.1	104	917	136.7	87.9	105
3000	16.26	819	100.0	81.1	104	854	112.5	82.9	105	884	124.6	84.6	106	913	136.9	85.9	106	941	149.3	86.9	107
3200	17.34	838	109.6	79.9	105	879	123.6	81.4	106	912	136.9	83.0	107	940	149.8	84.5	108				
3400	18.43	865	120.8	78.1	106	899	134.8	80.3	107	937	149.6	81.6	108								
3600	19.51	894	133.1	76.2	107	923	147.0	78.9	108	958	162.4	80.5	109								

GAF-DS_Version 11.0_March,2016

- Air performance and Sound performance of can be changed without notice for performance and quality improvement.
- Power rating BkW does not include V-belt drive, motor efficiency and transmission losses.
- The A-weighted sound ratings calculated per AMCA standard 301. Values shown are for inlet PWL(LwiA(dBA)) sound power levels for installation type B:(free inlet, Ducted outlet), Rating do not include the effect of duct end corrections.
- Performance certified is for AMCA 210 Fig-12 & installation type B:(Free inlet, Ducted outlet), Performance ratings do not include the effects of appurtenance(Accessories).

GAF-DS series

AIR FOIL FAN
www.gsfan.co.kr

GAF-11DS FEG 90

Wheel dia	1676 mm	Tip Speed = 0.08776 * rpm	Outlet Dim'	2200 * 1675	Outlet Area	3.6850 m^2	Class 1	684 rpm	Class 2	912 rpm	Not Applicable

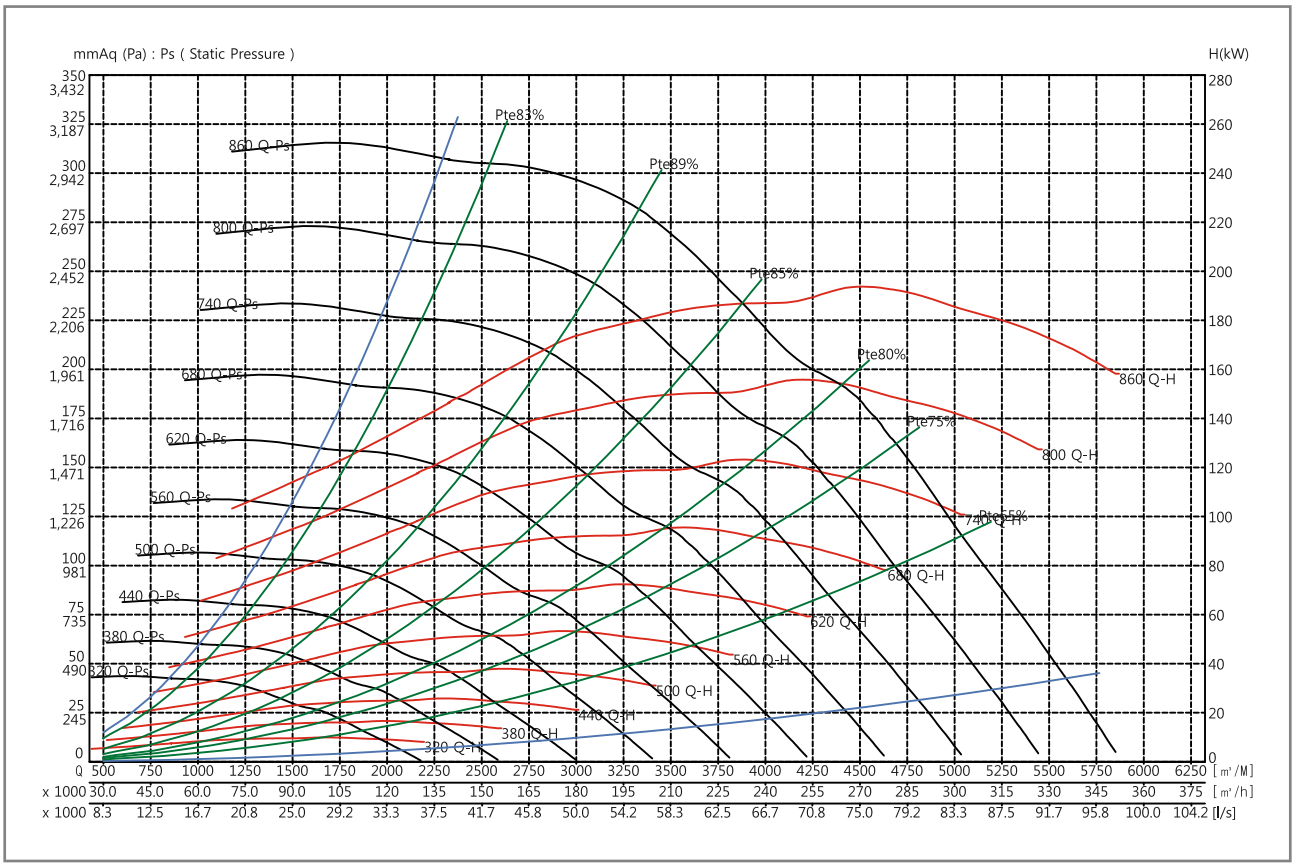

Air flow (m^3/min)	Outlet Vel (m/sec)	25 mmAq (245 Pa)				50 mmAq (490 Pa)				75 mmAq (735 Pa)				100 mmAq (981 Pa)				125 mmAq (1226 Pa)			
		rpm	BkW	η_t	PWL	rpm	BkW	η_t	PWL	rpm	BkW	η_t	PWL	rpm	BkW	η_t	PWL	rpm	BkW	η_t	PWL
		m^{-1}	kW	%	LwiA	m^{-1}	kW	%	LwiA	m^{-1}	kW	%	LwiA	m^{-1}	kW	%	LwiA	m^{-1}	kW	%	LwiA
1500	6.68					371	14.62	88.0	84	432	21.91	86.5	90	492	29.91	83.7	95	549	38.36	81.2	97
1750	7.79	327	10.66	76.8	84	394	17.90	85.4	88	446	25.27	88.6	88	500	34.01	86.7	93	552	43.30	84.5	97
2000	8.90	357	13.62	71.4	87	420	21.70	82.3	90	469	29.93	86.8	91	514	38.45	88.7	92	560	48.40	87.2	96
2250	10.02	388	17.13	66.6	90	440	25.76	79.8	91	493	35.21	84.3	94	535	44.53	87.2	93	576	54.10	88.6	94
2500	11.13	420	21.37	62.2	92	466	30.64	76.5	93	518	41.07	81.8	95	559	51.29	85.3	96	597	61.72	87.3	96
2750	12.24	452	26.27	58.3	94	496	36.50	72.6	95	538	47.14	79.9	96	585	58.92	82.9	98	621	70.06	85.6	99
3000	13.36	485	31.97	54.9	96	527	43.14	69.0	97	564	54.38	77.2	97	608	66.92	80.9	99	647	79.37	83.6	101
3250	14.47	519	38.64	51.9	98	558	50.60	65.7	99	593	62.81	74.0	99	628	75.18	79.4	100	671	89.20	81.6	102
3500	15.58	552	46.19	49.3	100	590	59.10	62.6	101	623	72.09	71.1	101	654	85.11	76.9	101	690	99.29	80.2	102
3750	16.70	586	54.67	47.1	102	622	68.57	59.8	102	654	82.38	68.3	103	684	96.46	74.1	103	714	110.6	78.3	103
4000	17.81	620	64.16	45.1	103	654	79.04	57.2	104	686	93.88	65.5	104	714	108.7	71.5	104	741	123.4	76.1	105
4250	18.92	654	74.85	43.4	105	687	90.76	54.9	105	717	106.5	63.0	105	745	122.2	69.0	106	771	138.2	73.5	106

Air flow (m^3/min)	Outlet Vel (m/sec)	150 mmAq (1471 Pa)				175 mmAq (1716 Pa)				200 mmAq (1961 Pa)				225 mmAq (2206 Pa)				250 mmAq (2452 Pa)			
		rpm	BkW	η_t	PWL	rpm	BkW	η_t	PWL	rpm	BkW	η_t	PWL	rpm	BkW	η_t	PWL	rpm	BkW	η_t	PWL
		m^{-1}	kW	%	LwiA	m^{-1}	kW	%	LwiA	m^{-1}	kW	%	LwiA	m^{-1}	kW	%	LwiA	m^{-1}	kW	%	LwiA
1500	6.68																				
1750	7.79	603	52.87	82.7	99	649	62.71	81.0	101												
2000	8.90	607	59.05	85.2	99	652	69.71	83.8	101	696	80.84	82.4	103	736	92.03	81.2	104				
2250	10.02	617	65.11	87.7	98	658	77.03	86.0	100	699	88.91	84.8	103	739	101.0	83.6	104	778	113.5	82.5	105
2500	11.13	633	72.33	88.5	96	670	84.17	88.1	99	707	97.03	86.9	102	745	110.4	85.5	104	781	123.6	84.6	105
2750	12.24	655	81.56	87.2	99	688	93.20	88.3	99	721	105.6	88.5	101	755	119.4	87.6	103	789	133.9	86.4	105
3000	13.36	679	91.58	85.7	101	710	104.1	87.1	101	740	116.8	88.0	101	770	129.7	88.7	102	801	144.3	88.1	104
3250	14.47	704	102.6	83.9	103	734	115.8	85.7	103	763	129.3	86.9	103	791	143.1	87.8	103	819	156.9	88.5	103
3500	15.58	729	114.3	82.1	104	759	128.7	84.0	105	787	142.9	85.5	105	814	157.4	86.7	105	840	172.2	87.5	105
3750	16.70	750	126.4	80.6	105	785	142.3	82.3	106	812	157.7	83.9	107	838	172.8	85.3	107				
4000	17.81	770	139.0	79.3	105	806	156.5	80.8	107	838	173.2	82.4	108								
4250	18.92	797	154.0	77.2	107	825	170.7	79.7	107	860	189.5	80.9	108								

GAF-DS_Version 11.0_March,2016

- Air performance and Sound performance of can be changed without notice for performance and quality improvement.
- Power rating BkW does not include V-belt drive, motor efficiency and transmission losses.
- The A-weighted sound ratings calculated per AMCA standard 301. Values shown are for inlet PWL(LwiA(dBA)) sound power levels for installation type B:(free inlet, Ducted outlet), Rating do not include the effect of duct end corrections.
- Performance certified is for AMCA 210 Fig-12 & installation type B:(Free inlet, Ducted outlet), Performance ratings do not include the effects of appurtenance(Accessories).

GAF-DS series

AIR FOIL FAN
www.gsfan.co.kr

GAF-12DS FEG 90

Wheel dia	1828 mm	Tip Speed = 0.09571 * rpm	Outlet Dim'	2400 * 1830	Outlet Area	4.3920 m^2	Class 1	627 rpm	Class 2	836 rpm	Not Applicable

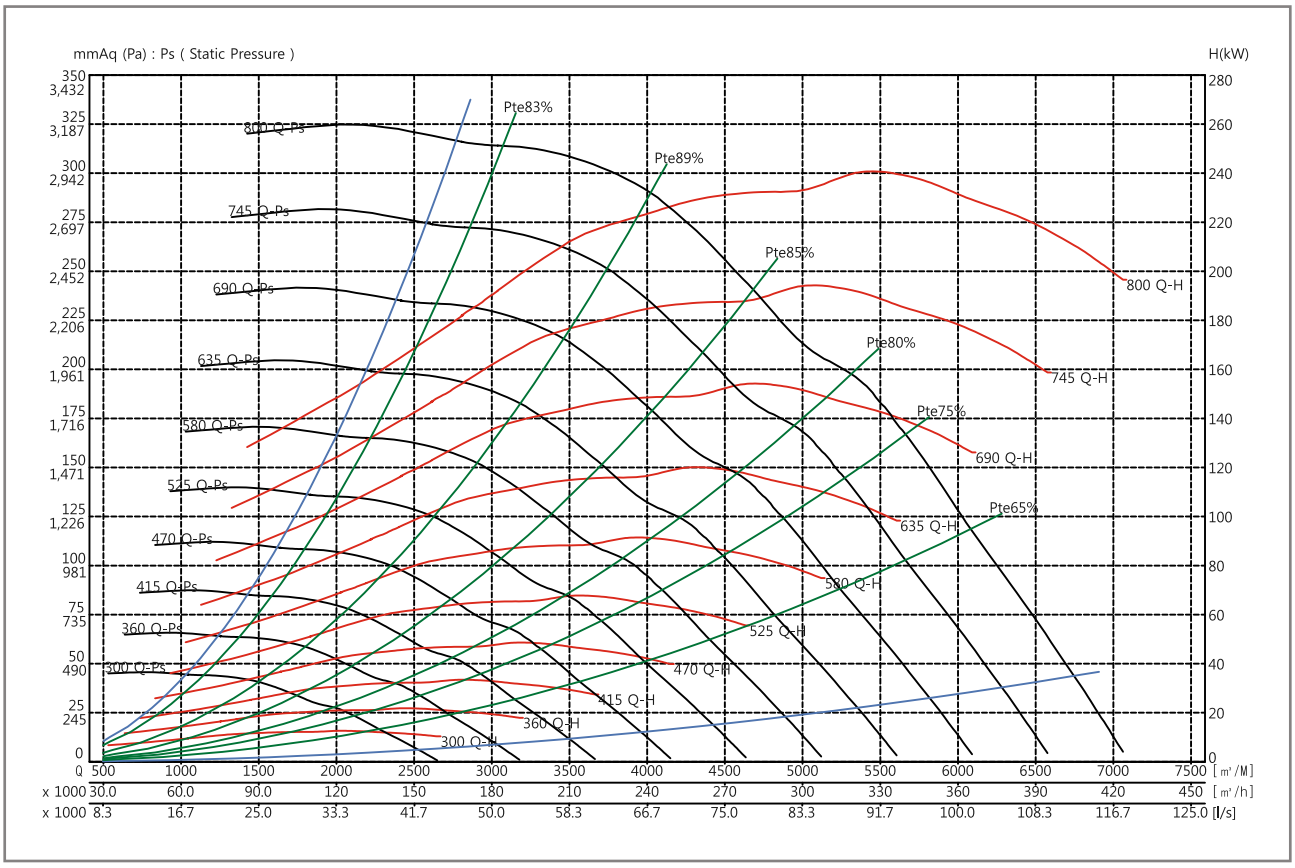

Air flow (m^3/min)	Outlet Vel (m/sec)	25 mmAq (245 Pa)				50 mmAq (490 Pa)				75 mmAq (735 Pa)				100 mmAq (981 Pa)				125 mmAq (1226 Pa)			
		rpm	BkW	η_t	PWL	rpm	BkW	η_t	PWL	rpm	BkW	η_t	PWL	rpm	BkW	η_t	PWL	rpm	BkW	η_t	PWL
		m^{-1}	kW	%	LwiA	m^{-1}	kW	%	LwiA	m^{-1}	kW	%	LwiA	m^{-1}	kW	%	LwiA	m^{-1}	kW	%	LwiA
2000	8.90					355	20.16	86.2	87	405	28.79	88.5	89	456	39.18	85.8	94	505	49.83	83.8	97
2250	10.02	316	14.62	73.6	86	375	23.79	83.6	90	420	33.12	87.6	90	465	43.28	88.2	93	510	55.06	85.9	97
2500	11.13	339	17.83	69.3	88	393	27.80	81.0	91	439	38.05	85.8	92	479	48.57	88.1	92	519	60.14	88.1	96
2750	12.24	364	21.58	65.4	91	408	31.93	79.2	92	458	43.58	83.6	95	496	54.87	86.7	94	532	66.51	88.3	94
3000	13.36	388	25.89	61.8	93	429	37.03	76.2	93	477	49.51	81.6	96	515	61.78	85.1	96	549	74.27	87.1	97
3250	14.47	413	30.80	58.6	95	453	42.95	72.8	95	492	55.57	80.0	97	535	69.42	83.0	97	568	82.59	85.7	99
3500	15.58	438	36.36	55.7	97	476	49.45	69.8	97	511	62.63	77.8	97	553	77.39	81.3	99	587	91.75	84.1	100
3750	16.70	463	42.77	53.1	98	500	56.50	67.0	98	533	70.58	75.3	98	568	85.39	80.0	100	607	101.5	82.4	101
4000	17.81	489	49.90	50.7	100	525	64.65	64.2	100	556	79.51	72.7	100	586	94.66	78.2	101	624	111.6	80.9	102
4250	18.92	515	57.78	48.7	101	549	73.45	61.8	101	580	89.29	70.2	102	607	104.9	76.2	102	638	121.8	79.8	103
4500	20.04	541	66.45	46.8	102	574	83.13	59.5	103	603	99.62	67.9	103	631	116.7	73.7	103	658	133.6	78.0	104
4750	21.15	568	75.98	45.2	104	599	93.68	57.3	104	628	111.3	65.6	104	654	128.9	71.6	105	679	146.4	76.2	105

Air flow (m^3/min)	Outlet Vel (m/sec)	150 mmAq (1471 Pa)				175 mmAq (1716 Pa)				200 mmAq (1961 Pa)				225 mmAq (2206 Pa)				250 mmAq (2452 Pa)			
		rpm	BkW	η_t	PWL	rpm	BkW	η_t	PWL	rpm	BkW	η_t	PWL	rpm	BkW	η_t	PWL	rpm	BkW	η_t	PWL
		m^{-1}	kW	%	LwiA	m^{-1}	kW	%	LwiA	m^{-1}	kW	%	LwiA	m^{-1}	kW	%	LwiA	m^{-1}	kW	%	LwiA
2000	8.90	552	60.96	81.8	100																
2250	10.02	554	66.97	84.3	99	597	79.34	82.7	102	636	92.00	81.2	103								
2500	11.13	559	73.22	86.2	99	599	86.47	84.7	101	638	99.95	83.5	103	676	113.9	82.1	104	711	127.9	81.1	106
2750	12.24	569	79.38	88.1	98	606	93.62	86.6	101	642	108.2	85.2	103	678	122.9	84.2	104	714	137.9	83.1	106
3000	13.36	582	86.98	88.4	97	616	100.9	88.2	100	649	116.3	87.1	102	683	132.3	85.7	104	717	148.2	84.8	105
3250	14.47	599	96.21	87.3	99	629	110.0	88.4	99	660	124.9	88.4	100	691	141.3	87.5	103	723	158.5	86.3	105
3500	15.58	617	106.1	86.1	101	646	120.7	87.4	101	674	135.5	88.3	101	703	151.2	88.6	102	732	168.6	87.8	103
3750	16.70	636	116.8	84.6	103	664	132.2	86.3	103	691	147.9	87.4	102	717	163.8	88.2	102	744	180.1	88.7	102
4000	17.81	656	128.4	83.0	104	683	144.4	84.9	104	709	160.9	86.3	104	734	177.7	87.3	104	759	194.7	88.0	104
4250	18.92	675	140.2	81.6	105	703	157.8	83.4	105	728	174.9	85.1	106	752	192.5	86.3	106	776	210.3	87.2	106
4500	20.04	689	152.2	80.5	105	722	171.4	82.1	106	748	189.9	83.7	107	771	208.1	85.2	108	794	226.7	86.2	108
4750	21.15	705	165.0	79.3	106	739	185.7	80.8	107	767	205.6	82.4	108	791	224.9	83.9	109				

GAF-DS_Version 11.0_March,2016

- Air performance and Sound performance of can be changed without notice for performance and quality improvement.
- Power rating BkW does not include V-belt drive, motor efficiency and transmission losses.
- The A-weighted sound ratings calculated per AMCA standard 301. Values shown are for inlet PWL(LwiA(dBA)) sound power levels for installation type B:(free inlet, Ducted outlet), Rating do not include the effect of duct end corrections.
- Performance certified is for AMCA 210 Fig-12 & installation type B:(Free inlet, Ducted outlet), Performance ratings do not include the effects of appurtenance(Accessories).

GAF-DS series

AIR FOIL FAN
www.gsfan.co.kr

GAF-13DS FEG 90

Wheel dia	1980 mm	Tip Speed = 0.10367 * rpm	Outlet Dim'	2600 * 1980	Outlet Area	5.1480 m^2	Class 1	579 rpm	Class 2	772 rpm	Not Applicable

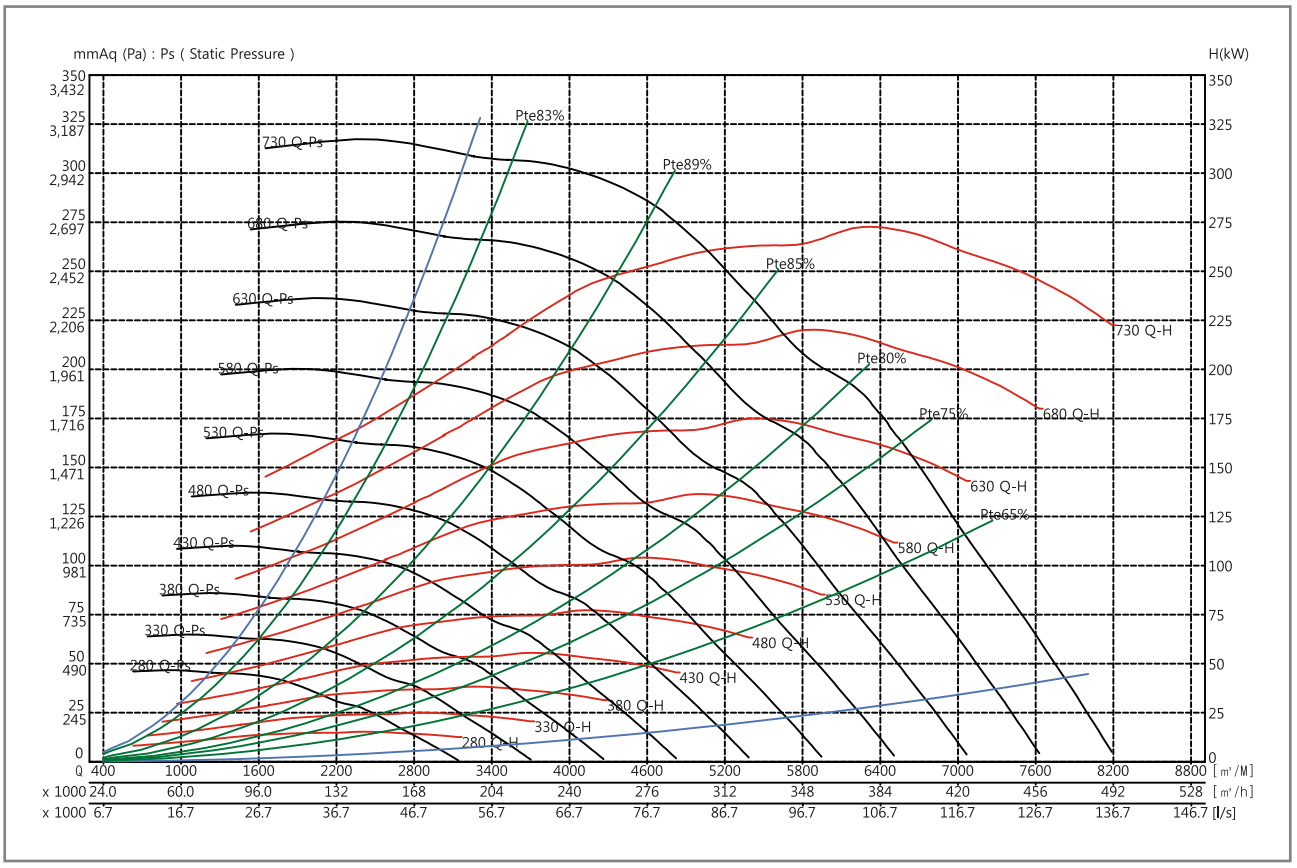

Air flow (m^3/min)	Outlet Vel (m/sec)	25 mmAq (245 Pa)				50 mmAq (490 Pa)				75 mmAq (735 Pa)				100 mmAq (981 Pa)				125 mmAq (1226 Pa)			
		rpm	BkW	η_t	PWL	rpm	BkW	η_t	PWL	rpm	BkW	η_t	PWL	rpm	BkW	η_t	PWL	rpm	BkW	η_t	PWL
		m^{-1}	kW	%	LwiA	m^{-1}	kW	%	LwiA	m^{-1}	kW	%	LwiA	m^{-1}	kW	%	LwiA	m^{-1}	kW	%	LwiA
2200	7.03					319	21.73	87.3	85	369	31.87	87.6	90	418	43.51	84.7	95	465	55.57	82.3	98
2500	7.99	281	15.49	75.9	85	337	25.81	84.9	89	381	36.30	88.3	89	424	48.37	87.2	94	468	61.68	84.9	98
2800	8.95	303	19.12	71.3	87	356	30.42	82.2	91	397	41.95	86.7	91	435	53.84	88.7	93	475	67.71	87.3	97
3100	9.90	326	23.29	67.1	89	370	35.25	80.1	92	415	48.25	84.7	94	451	61.13	87.4	94	485	74.44	88.7	95
3400	10.86	349	28.24	63.2	92	388	40.93	77.3	93	434	55.19	82.4	95	468	69.07	85.8	96	500	83.32	87.6	96
3700	11.82	372	33.83	59.8	94	410	47.66	74.0	95	449	62.41	80.6	96	487	77.87	83.8	98	517	93.07	86.3	98
4000	12.78	396	40.21	56.7	96	432	55.13	70.9	97	464	70.16	78.8	97	505	87.27	82.0	99	535	103.6	84.7	100
4300	13.74	420	47.51	53.9	98	454	63.38	68.0	98	484	79.36	76.3	99	519	96.95	80.5	100	554	115.2	82.9	101
4600	14.70	444	55.80	51.4	99	477	72.74	65.1	100	506	89.97	73.4	100	535	107.2	79.0	101	571	127.2	81.3	102
4900	15.65	469	64.96	49.2	101	500	83.00	62.5	101	529	101.3	70.9	102	555	119.4	76.8	102	585	139.2	80.1	103
5200	16.61	493	75.11	47.3	102	524	94.33	60.1	103	551	113.5	68.5	103	576	133.0	74.3	103	602	152.6	78.6	104
5500	17.57	518	86.27	45.6	104	547	106.7	57.8	104	574	127.0	66.2	105	598	147.4	72.2	105	621	167.9	76.7	105

Air flow (m^3/min)	Outlet Vel (m/sec)	150 mmAq (1471 Pa)				175 mmAq (1716 Pa)				200 mmAq (1961 Pa)				225 mmAq (2206 Pa)				250 mmAq (2452 Pa)			
		rpm	BkW	η_t	PWL	rpm	BkW	η_t	PWL	rpm	BkW	η_t	PWL	rpm	BkW	η_t	PWL	rpm	BkW	η_t	PWL
		m^{-1}	kW	%	LwiA	m^{-1}	kW	%	LwiA	m^{-1}	kW	%	LwiA	m^{-1}	kW	%	LwiA	m^{-1}	kW	%	LwiA
2200	7.03																				
2500	7.99	510	75.16	83.1	100	550	89.43	81.3	102												
2800	8.95	514	82.62	85.3	100	552	97.52	83.9	102	589	113.1	82.4	104	623	128.8	81.2	105				
3100	9.90	521	89.85	87.4	99	556	106.4	85.7	101	591	122.7	84.5	103	625	139.6	83.4	105	658	156.9	82.2	107
3400	10.86	532	97.96	88.7	98	564	114.8	87.7	101	596	132.7	86.2	103	629	150.7	85.1	105	660	168.8	84.2	106
3700	11.82	547	108.6	87.7	98	575	124.4	88.7	100	605	142.5	88.0	102	635	161.6	86.8	104	665	181.5	85.6	106
4000	12.78	563	120.2	86.6	100	591	137.0	87.7	101	617	154.0	88.6	101	645	173.1	88.3	103	672	193.3	87.4	105
4300	13.74	581	132.6	85.2	102	607	150.4	86.7	102	632	168.5	87.7	102	657	186.8	88.5	102	682	206.4	88.5	104
4600	14.70	600	146.2	83.5	103	625	164.8	85.4	104	649	183.9	86.7	104	673	203.3	87.6	104	696	222.8	88.3	104
4900	15.65	618	160.2	82.0	104	644	180.4	83.9	105	667	200.3	85.5	106	690	220.7	86.6	106	712	241.2	87.4	106
5200	16.61	633	174.8	80.7	105	662	196.8	82.4	106	685	217.9	84.1	107	707	239.1	85.5	108	729	260.6	86.5	108
5500	17.57	647	189.6	79.6	106	679	213.9	81.1	107	704	236.7	82.7	108	726	258.9	84.2	109				

GAF-DS_Version 11.0_March,2016

- Air performance and Sound performance of can be changed without notice for performance and quality improvement.
- Power rating BkW does not include V-belt drive, motor efficiency and transmission losses.
- The A-weighted sound ratings calculated per AMCA standard 301. Values shown are for inlet PWL(LwiA(dBA)) sound power levels for installation type B:(free inlet, Ducted outlet), Rating do not include the effect of duct end corrections.
- Performance certified is for AMCA 210 Fig-12 & installation type B:(Free inlet, Ducted outlet), Performance ratings do not include the effects of appurtenance(Accessories).

GAF-DS series

AIR FOIL FAN
www.gsfan.co.kr

GAF-14DS FEG 90

Wheel dia	2138 mm	Tip Speed = 0.11195 * rpm	Outlet Dim'	2800 * 2135	Outlet Area	5.9780 m^2	Class 1	536 rpm	Class 2	715 rpm	Not Applicable

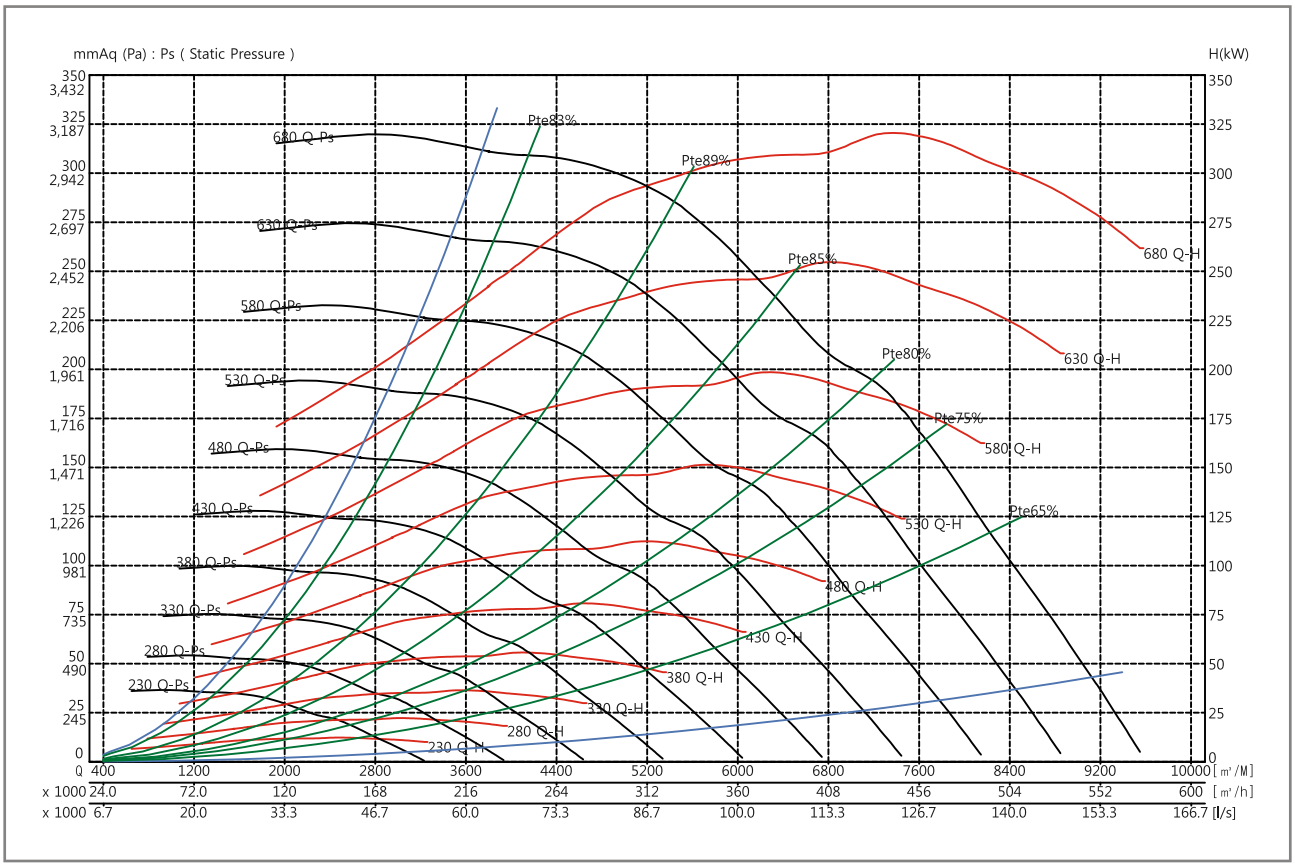

Air flow (m^3/min)	Outlet Vel (m/sec)	25 mmAq (245 Pa)				50 mmAq (490 Pa)				75 mmAq (735 Pa)				100 mmAq (981 Pa)				125 mmAq (1226 Pa)			
		rpm	BkW	η_t	PWL	rpm	BkW	η_t	PWL	rpm	BkW	η_t	PWL	rpm	BkW	η_t	PWL	rpm	BkW	η_t	PWL
		m^{-1}	kW	%	LwiA	m^{-1}	kW	%	LwiA	m^{-1}	kW	%	LwiA	m^{-1}	kW	%	LwiA	m^{-1}	kW	%	LwiA
2400	6.60	238	13.32	81.1	83	290	23.29	88.2	85	339	35.15	86.2	91	387	47.99	83.4	96	431	61.38	81.1	99
2800	7.70	255	16.91	77.2	85	308	28.49	85.7	88	349	40.34	88.7	90	391	54.55	86.4	95	433	69.42	84.3	99
3200	8.80	278	21.52	72.0	88	327	34.53	82.5	91	366	47.70	87.0	92	402	61.43	88.7	93	439	77.63	86.9	98
3600	9.90	302	27.04	67.2	90	343	40.96	80.1	92	385	56.00	84.7	96	418	70.99	87.4	94	450	86.44	88.7	96
4000	11.00	327	33.70	62.7	93	363	48.57	76.9	94	405	65.26	82.1	97	437	81.66	85.5	97	466	98.41	87.5	97
4400	12.10	352	41.38	58.8	95	386	57.84	73.1	96	420	74.99	80.2	98	457	93.66	83.2	99	485	111.6	85.9	100
4800	13.19	377	50.31	55.4	97	410	68.20	69.5	98	439	86.22	77.6	100	475	106.4	81.2	100	504	126.2	83.9	101
5200	14.29	403	60.73	52.4	99	434	79.81	66.3	101	461	99.34	74.6	102	490	119.4	79.7	101	524	141.8	82.0	102
5600	15.39	429	72.52	49.8	101	459	93.22	63.1	102	485	113.9	71.6	101	510	135.0	77.3	102	539	157.9	80.4	103
6000	16.49	455	85.81	47.5	103	483	108.0	60.3	103	509	130.2	68.8	103	532	152.6	74.6	104	556	175.2	78.9	104
6400	17.59	481	100.6	45.5	104	508	124.5	57.8	105	533	148.1	66.1	105	555	171.8	72.1	105	577	195.6	76.6	105
6800	18.69	508	117.3	43.8	106	533	142.7	55.4	106	558	168.0	63.5	106	580	193.3	69.5	107	600	218.6	74.1	107

Air flow (m^3/min)	Outlet Vel (m/sec)	150 mmAq (1471 Pa)				175 mmAq (1716 Pa)				200 mmAq (1961 Pa)				225 mmAq (2206 Pa)				250 mmAq (2452 Pa)			
		rpm	BkW	η_t	PWL	rpm	BkW	η_t	PWL	rpm	BkW	η_t	PWL	rpm	BkW	η_t	PWL	rpm	BkW	η_t	PWL
		m^{-1}	kW	%	LwiA	m^{-1}	kW	%	LwiA	m^{-1}	kW	%	LwiA	m^{-1}	kW	%	LwiA	m^{-1}	kW	%	LwiA
2400	6.60																				
2800	7.70	473	84.93	82.3	101	509	100.8	80.6	103												
3200	8.80	476	94.66	85.0	100	512	111.8	83.6	103	546	129.7	82.1	104	578	147.8	80.8	106				
3600	9.90	483	104.4	87.4	99	516	123.5	85.7	102	548	142.5	84.5	104	580	162.1	83.4	105	611	182.2	82.2	107
4000	11.00	495	115.4	88.6	98	525	134.8	87.9	101	554	155.7	86.6	103	584	177.0	85.3	105	613	198.2	84.4	107
4400	12.10	512	130.0	87.4	99	538	148.7	88.4	99	564	169.1	88.3	102	591	191.5	87.3	104	618	214.9	86.1	106
4800	13.19	530	145.8	86.0	101	555	165.9	87.3	101	579	186.2	88.2	101	603	207.3	88.6	103	628	231.1	87.9	105
5200	14.29	549	163.2	84.2	103	573	184.4	85.9	104	596	206.1	87.1	104	618	228.2	87.9	104	640	250.2	88.6	104
5600	15.39	569	181.8	82.4	104	592	204.7	84.3	105	614	227.5	85.8	106	635	250.8	86.9	105	656	274.4	87.7	106
6000	16.49	586	201.2	80.8	105	612	226.4	82.6	106	634	250.7	84.3	107	654	275.2	85.6	107	674	300.0	86.6	108
6400	17.59	601	220.9	79.6	106	630	249.0	81.0	107	654	275.7	82.6	108	674	301.5	84.1	109				
6800	18.69	621	244.2	77.6	107	644	271.4	80.0	108	672	301.5	81.2	109								

GAF-DS_Version 11.0_March,2016

- Air performance and Sound performance of can be changed without notice for performance and quality improvement.
- Power rating BkW does not include V-belt drive, motor efficiency and transmission losses.
- The A-weighted sound ratings calculated per AMCA standard 301. Values shown are for inlet PWL(LwiA(dBA)) sound power levels for installation type B:(free inlet, Ducted outlet), Rating do not include the effect of duct end corrections.
- Performance certified is for AMCA 210 Fig-12 & installation type B:(Free inlet, Ducted outlet), Performance ratings do not include the effects of appurtenance(Accessories).

SINCE 1975

We are challenging the global market with our technology.
www.gsfan.co.kr

(주)금성풍력

405–818 인천광역시 남동구 청능대로 410번길 63 (고잔동, 남동공단)
TEL: (032)811–9500(代)~2 FAX: (032)811–9503, 811–9545

(Gojan-Dong, Namdong Ind. Complex) #63, 410 Cheong Neung Dae Ro, Namdong-Gu, Incheon, 405-818, Korea.
TEL: 82-32-811-9500~2 FAX: 82-32-811-9503

(주)금성풍력

405–818 인천광역시 남동구 청능대로 410번길 63 (고잔동)
(구주소: 인천광역시 남동구 고잔동 662–10 남동공단 98BL 11LT)
TEL: (032)811–9500(代)~2 FAX: (032)811–9503, 811–9545

Gumsung PoongRyuk Co.,Ltd.

#63, 410 Cheoung Neung Dae Ro, Namdong-Gu, Incheon, 405-818, Republic Of Korea.
(98BL 11LT, Namdong Industrial Estate, 662-10 Gojandong)
TEL: 82-32-811-9500~2 FAX: 82-32-811-9503, 811-9545

www.gsfan.co.kr

March,2016

GAF-DS_Version 11.0_March,2016