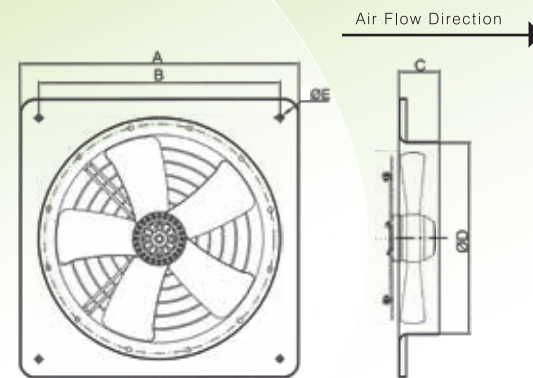


Wall Mounted Axial-Propeller Fan

Dimension (mm)

MODEL	A	B	C	D	ØE
SCAW250	370	320	55	258	7
SCAW350	485	435	85	360	9
SCAW450	575	535	100	460	11
SCAW550	725	675	135	560	11
SCAW630	805	750	150	630	11
SCAW710	850	810	170	710	14.5
SCAW800	970	910	210	795	14.5
SCAW900	1070	1010	205	920	14.5

Specifications subject to changes without prior notice.



2013 © GTG Industries Sdn Bhd. All Right Reserved



Wall Mounted Axial-Propeller Fan



GTG Industries Sdn Bhd

(912584-W)

No. 13, Jalan Astaka U8/88B,
 Seksyen U8, Bukit Jelutong,
 40150 Shah Alam, Selangor, Malaysia
 TEL +603-78590213/0216/0217 FAX +603-78590218
 EMAIL inquiry@gtg.com.my WEBSITE www.gtg.com.my



SCAN & VISIT OUR WEBSITE



Catalog ID: GTG/SCAW/R0
 JULY 2018



Wall Mounted Axial-Propeller Fan

SCAW series

- Uniquely designed impeller integrated with external rotor motor.
- Speed controllable
- Slim, compact, light weight and high efficiency.
- Air guard provided.

Introduction

SCAW Wall Mounted Axial-Propeller Fans are specially designed for **residential** and **commercial** ventilation application where noise level is of prime consideration. GTG Linear Speed Controller (Model C012 & C785) can be used to achieve specific performance requirements and desirable sound pressure level by linearly control its fan speed. Its uniquely designed fan blade integrated with high efficiency external rotor motor ensure light weight and excellent performance with low sound level.



Square Plate

Constructed from steel plate, electro welded and protected with anti rust paint.

Impellers

Made of steel with anti-rust paint

The motor and impeller are factory matched, statically and dynamically balanced.

Motor

Moisture resistant, suitable for humid and damp environments.

Permanently lubricated ball bearings ensuring reliable and maintenance-free operation

Class F insulation.

Speed controllable

Built-in thermal protection device.

Protected to IP54 against dust and moisture.

Accessories (Optional)

Linear Speed Controller

Model C012



For Fan Model
- SCAW250
- SCAW350

Model C785


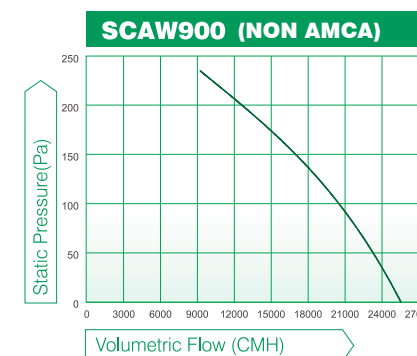
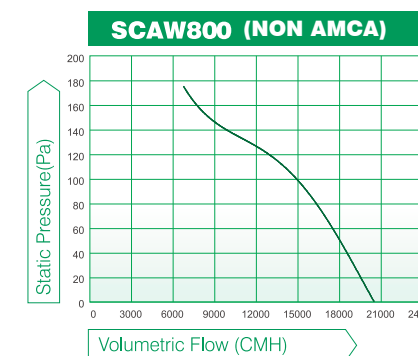
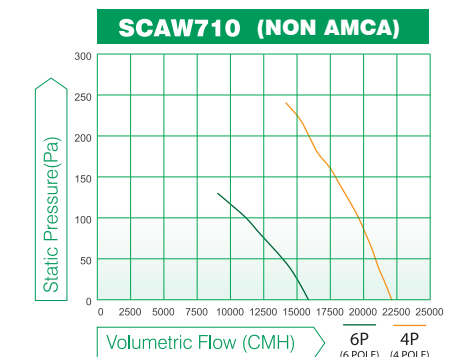
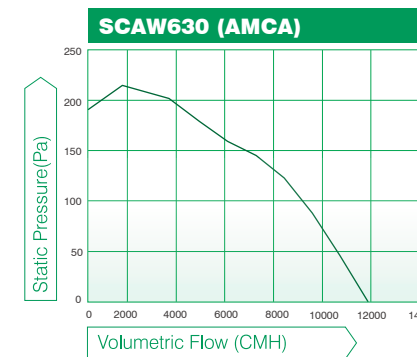
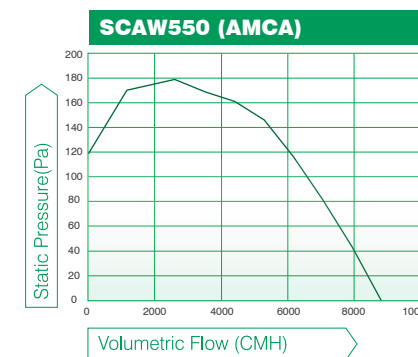
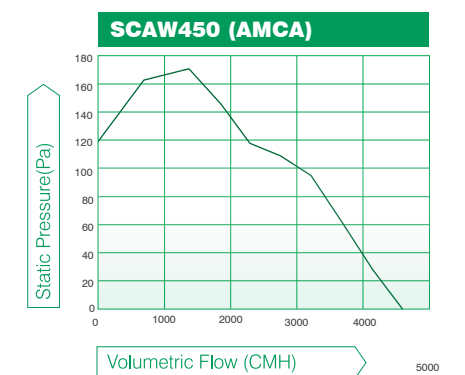
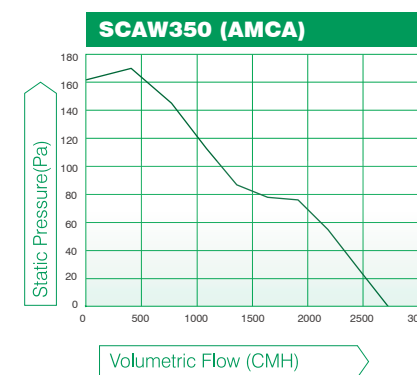
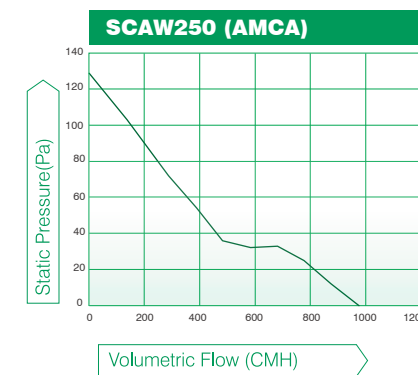


For Fan Model
- SCAW450
- SCAW550
- SCAW630

Automatic Shutter



Performance Curve



GTG Industries Sdn Bhd certifies that the model SCAW 250, SCAW 350, SCAW 450, SCAW 550, SCAW 630 shown herein are licensed to bear the AMCA Seal. The ratings shown are based on tests and procedures performed in accordance with AMCA Publication 211 and AMCA Publication 311 and comply with the requirements of the AMCA Certified Ratings Program. Models SCAW 710, SCAW 800, SCAW 900 are not licensed by AMCA International

Electrical Data

Model	SCAW250	SCAW350	SCAW450	SCAW550	SCAW630	SCAW710		SCAW800	SCAW900
						4P	6P		
Volt / Phase / Hz	230 / 1 / 50	230 / 1 / 50	230 / 1 / 50	230 / 1 / 50	230 / 1 / 50	415 / 3 / 50	415 / 3 / 50	415 / 3 / 50	415 / 3 / 50
Maximum Motor Input (W)	57	266	539	845	1267	2700	1100	1650	2450
Air Flow (CMH)	975	2725	4600	8805	11783	22105	15865	20491	25535
Amps (A)	0.25	1.13	2.30	3.76	5.60	4.70	2.35	3.65	4.70
RPM	1435	1381	1372	1291	1282	1350	900	880	870
Sound Power, dB(A)	64	71	79	78	87	104	80	101	102
Sound Pressure, dB(A) at 3m	43	50	58	57	66	84	60	81	82
Weight (kg)	4.2	7.3	10.3	17.6	24.0	39.0	42.0	42.0	51.0
Speed Controller (OPTIONAL)	YES	YES	YES	YES	YES	NO	NO	NO	NO

SPEED (RPM) SHOWN IS NORMAL. PERFORMANCE IS BASED ON ACTUAL SPEED OF TEST
LPA-DBA LEVELS ARE NOT LICENSED BY AMCA INTERNATIONAL
PERFORMANCE CERTIFIED IS FOR INSTALLATION TYPE A - FREE INLET, FREE OUTLET. PERFORMANCE RATINGS DO NOT INCLUDE THE EFFECTS OF APPURTENANCES (ACCESSORIES)
THE A-WEIGHTED SOUND RATINGS SHOWN HAVE BEEN CALCULATED PER AMCA INTERNATIONAL STANDARD 301
VALUES SHOWN ARE FOR INLET LWA SOUND POWER LEVELS FOR INSTALLATION TYPE A - FREE INLET, FREE OUTLET
MODELS SCAW 710, SCAW 800, SCAW 900 ARE NOT LICENSED TO BEAR THE AMCA CERTIFIED RATINGS SEAL FOR SOUND PERFORMANCE