


BI-RA
UTILITY SET - GENERAL DUTY

- Air Volume: 2 - 18000 cfm
- Maximum SP: 9.5" wg. @ standard air density

FEATURES & BENEFITS

- Full AMCA CLASS 1 operation.
- Vented motor cover for weather protection.
- Standard top horizontal discharge.
- Discharge position can be easily rotated in 45° increments in the field.
- Available in CCW or CW rotation.
- Corrosion resistant enamel finish.

OPTIONS

- Back Draft Damper.
- Inlet & Outlet Guards.
- Heat Slinger.
- Shaft Seal.
- Emergency Disconnect Switch.
- Vibration Isolators.

CERTIFICATIONS

Rupp Air Management Systems certifies that Models BI10RA thru BI27RA shown herein are licensed to bear the AMCA seal. The ratings shown are based on tests and procedures performed in accordance with AMCA Publication 211 and comply with the requirements of the AMCA Certified Rating Program.

Models BI10RA thru BI27RA are UL705 Listed.



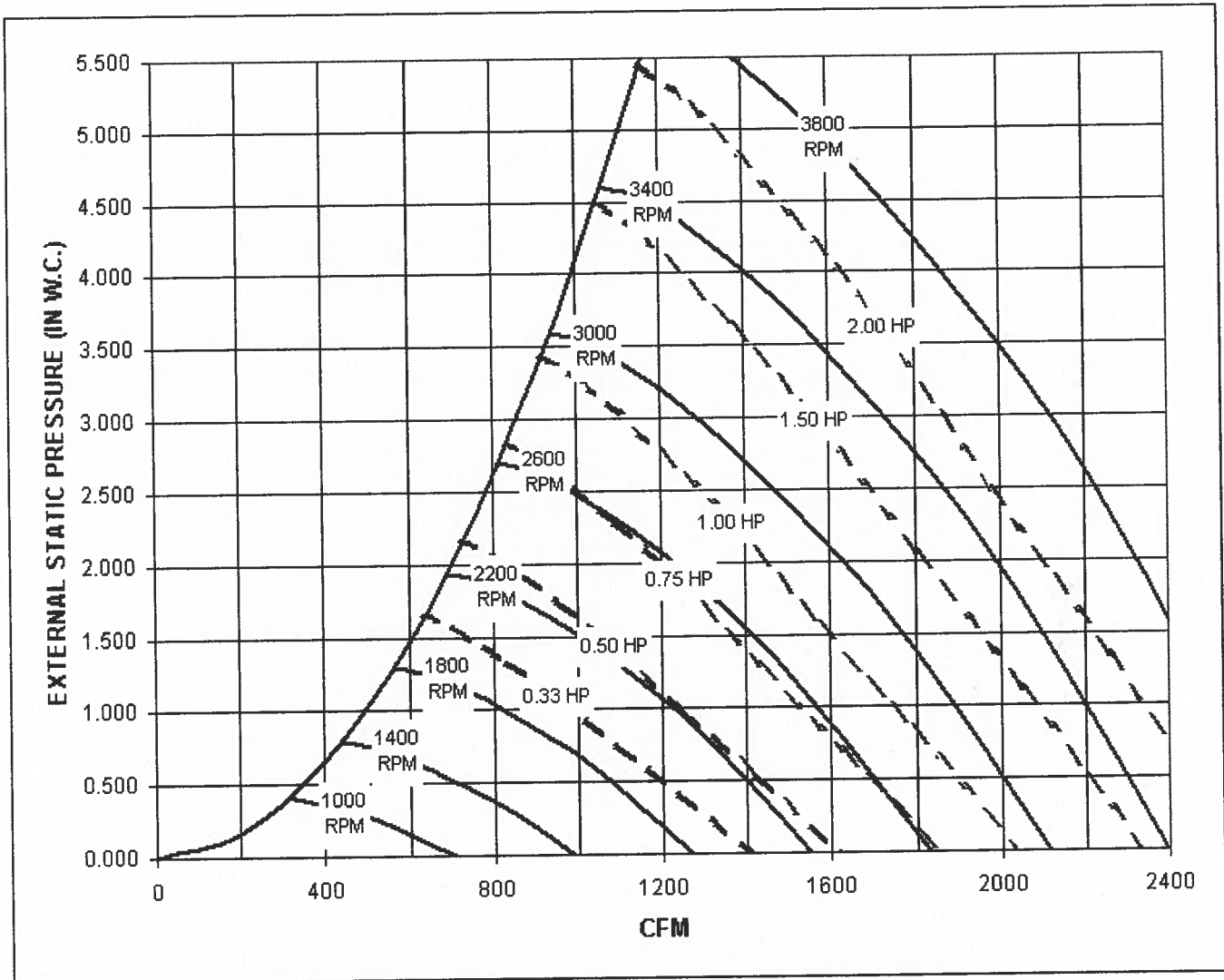
Catalog #109
July 2004

BI10RA Performance Table

CFM	OV FPM	Static Pressure in Inches W.G.								
		0.000	0.500	1.000	1.500	2.000	2.500	3.000	3.500	
		RPM/BHP	RPM/BHP	RPM/BHP	RPM/BHP	RPM/BHP	RPM/BHP	RPM/BHP	RPM/BHP	RPM/BHP
800	1234	1138 / 0.06	1481 / 0.15	1778 / 0.24	2036 / 0.35	2273 / 0.48	2492 / 0.62			
1200	1852	1705 / 0.21	1945 / 0.33	2166 / 0.46	2376 / 0.60	2575 / 0.75	2759 / 0.90	2934 / 1.07	3101 / 1.25	325
1600	2469	2273 / 0.49	2462 / 0.65	2632 / 0.82	2797 / 1.00	2963 / 1.19	3119 / 1.37	3272 / 1.56	3419 / 1.76	355
2000	3086	2841 / 0.95	2994 / 1.15	3135 / 1.36	3273 / 1.58	3407 / 1.80				
2400	3703	3409 / 1.64	3540 / 1.89							

Performance shown is for installation type B Free inlet, Ducted outlet. Performance ratings do not include the effects of appurtenances in the airstream. Power rating (BHP) does not include drive losses.

BI10RA Performance Curve



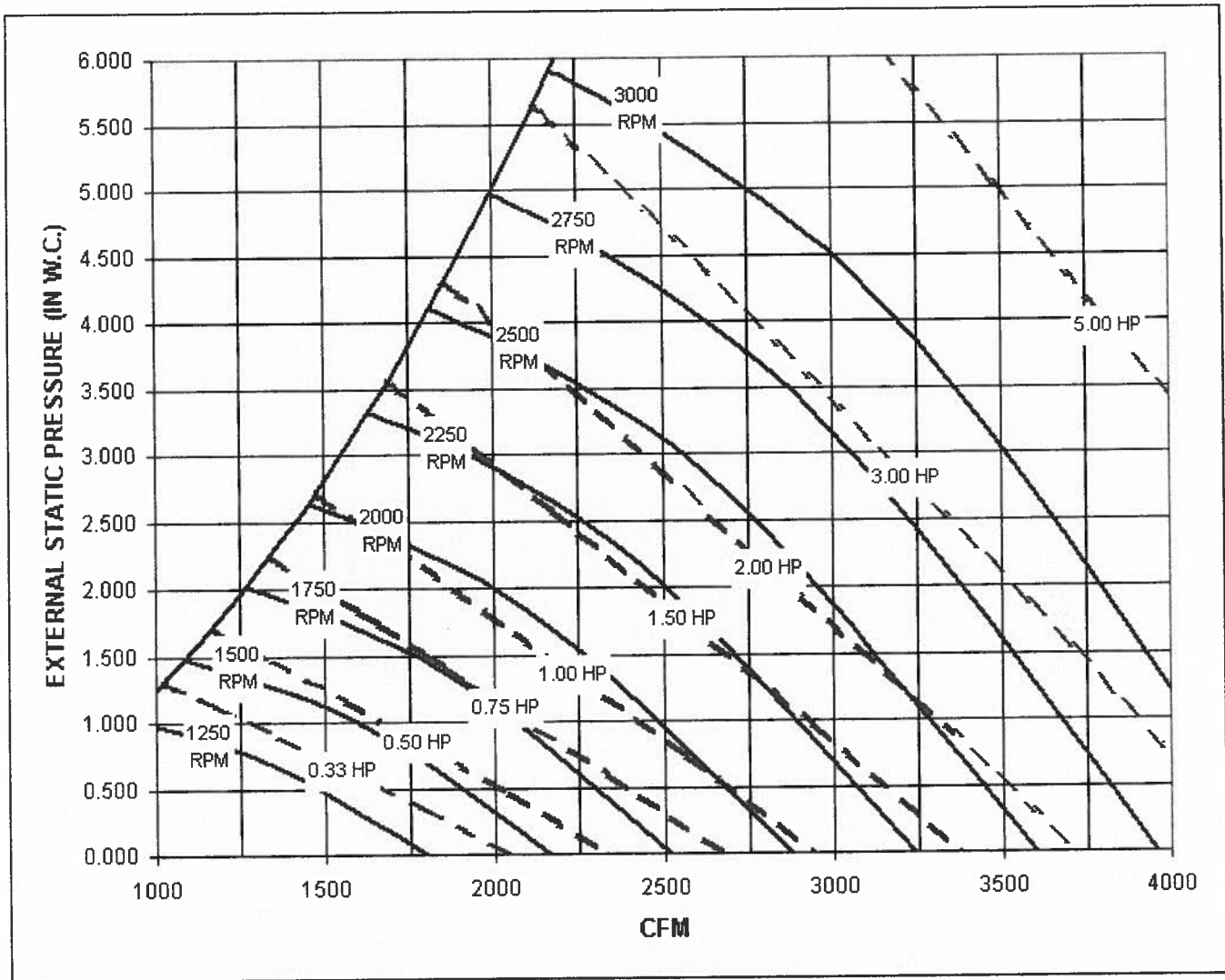
Performance shown is for installation type B Free inlet, Ducted outlet. Performance ratings do not include the effects of appurtenances in the airstream. Power rating (BHP) does not include drive losses.

BI13RA Performance Table

CFM	OV FPM	Static Pressure in Inches W.G.								
		0.000	0.500	1.000	1.500	2.000	2.500	3.000	3.500	
		RPM/BHP	RPM/BHP	RPM/BHP	RPM/BHP	RPM/BHP	RPM/BHP	RPM/BHP	RPM/BHP	RPM/BHP
2000	1864	1390 / 0.31	1565 / 0.49	1715 / 0.69	1860 / 0.89	2002 / 1.09	2141 / 1.31	2275 / 1.52	2404 / 1.75	252
2500	2330	1737 / 0.61	1884 / 0.83	2010 / 1.06	2129 / 1.31	2246 / 1.56	2361 / 1.81	2475 / 2.07	2585 / 2.33	269
3000	2796	2085 / 1.06	2211 / 1.31	2322 / 1.59	2423 / 1.87	2523 / 2.16	2620 / 2.46	2717 / 2.76	2814 / 3.07	291
3500	3261	2432 / 1.68	2544 / 1.98	2642 / 2.29	2732 / 2.61	2820 / 2.94	2907 / 3.29	2991 / 3.63		
4000	3727	2780 / 2.51	2880 / 2.85	2967 / 3.20						

Performance shown is for installation type B Free inlet, Ducted outlet. Performance ratings do not include the effects of appurtenances in the airstream. Power rating (BHP) does not include drive losses.

BI13RA Performance Curve



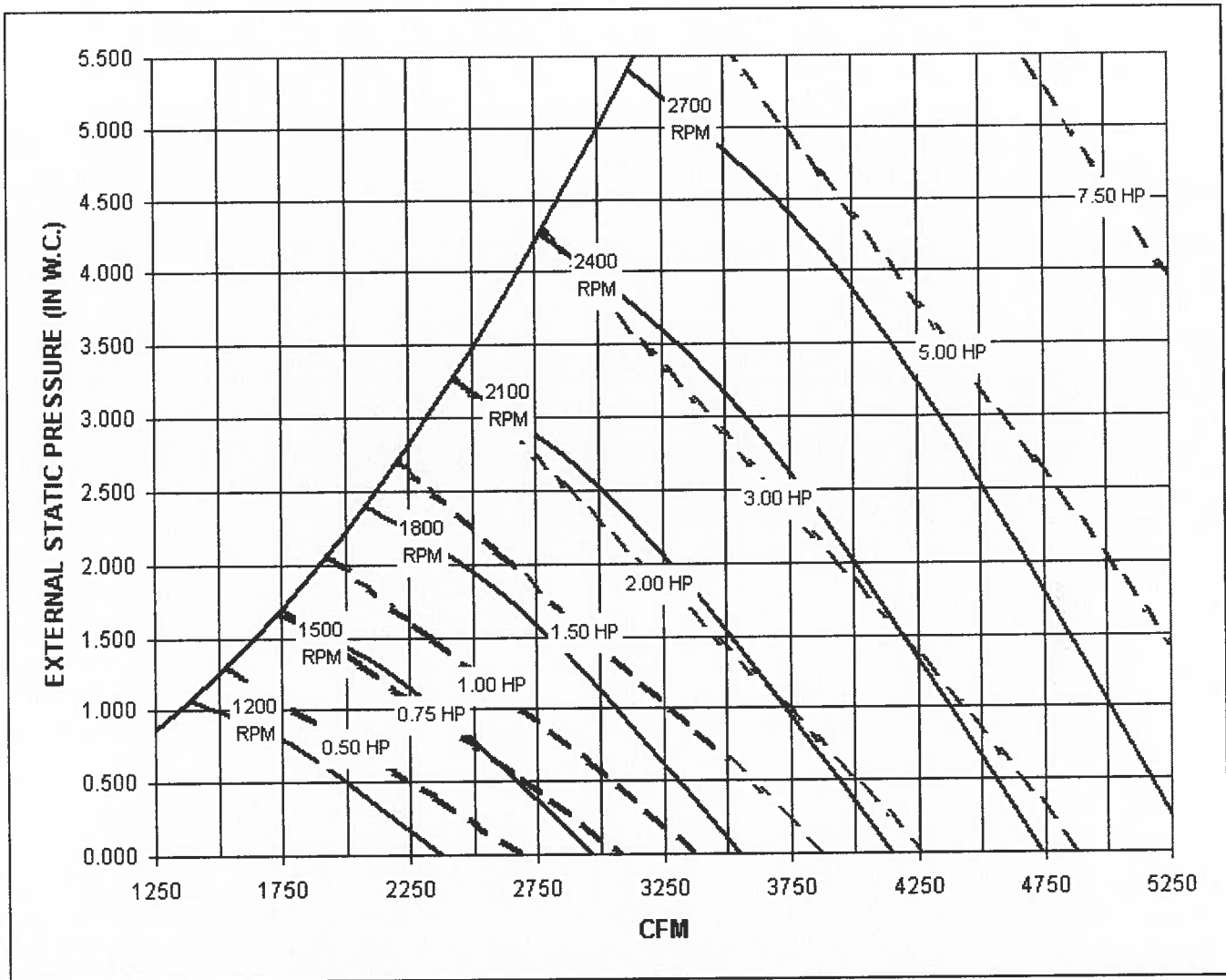
Performance shown is for installation type B Free inlet, Ducted outlet. Performance ratings do not include the effects of appurtenances in the airstream. Power rating (BHP) does not include drive losses.

BI15RA Performance Table

CFM	OV FPM	Static Pressure in Inches W.G.								
		0.000	0.500	1.000	1.500	2.000	2.500	3.000	3.500	
		RPM/BHP	RPM/BHP	RPM/BHP	RPM/BHP	RPM/BHP	RPM/BHP	RPM/BHP	RPM/BHP	RPM/BHP
2750	2095	1393 / 0.54	1537 / 0.78	1663 / 1.04	1781 / 1.31	1897 / 1.59	2010 / 1.87	2122 / 2.16	2232 / 2.46	234
3250	2476	1646 / 0.88	1771 / 1.16	1882 / 1.47	1985 / 1.78	2077 / 2.07	2184 / 2.43	2281 / 2.76	2377 / 3.10	247
3750	2857	1900 / 1.36	2011 / 1.67	2109 / 2.01	2202 / 2.37	2291 / 2.74	2378 / 3.11	2464 / 3.48	2549 / 3.86	263
4250	3238	2153 / 1.98	2252 / 2.33	2342 / 2.71	2426 / 3.10	2507 / 3.51	2587 / 3.93	2663 / 4.34		
4750	3619	2406 / 2.76	2496 / 3.14	2579 / 3.56	2657 / 4.00					
5250	4000	2660 / 3.73								

Performance shown is for installation type B Free inlet, Ducted outlet. Performance ratings do not include the effects of appurtenances in the airstream. Power rating (BHP) does not include drive losses.

BI15RA Performance Curve



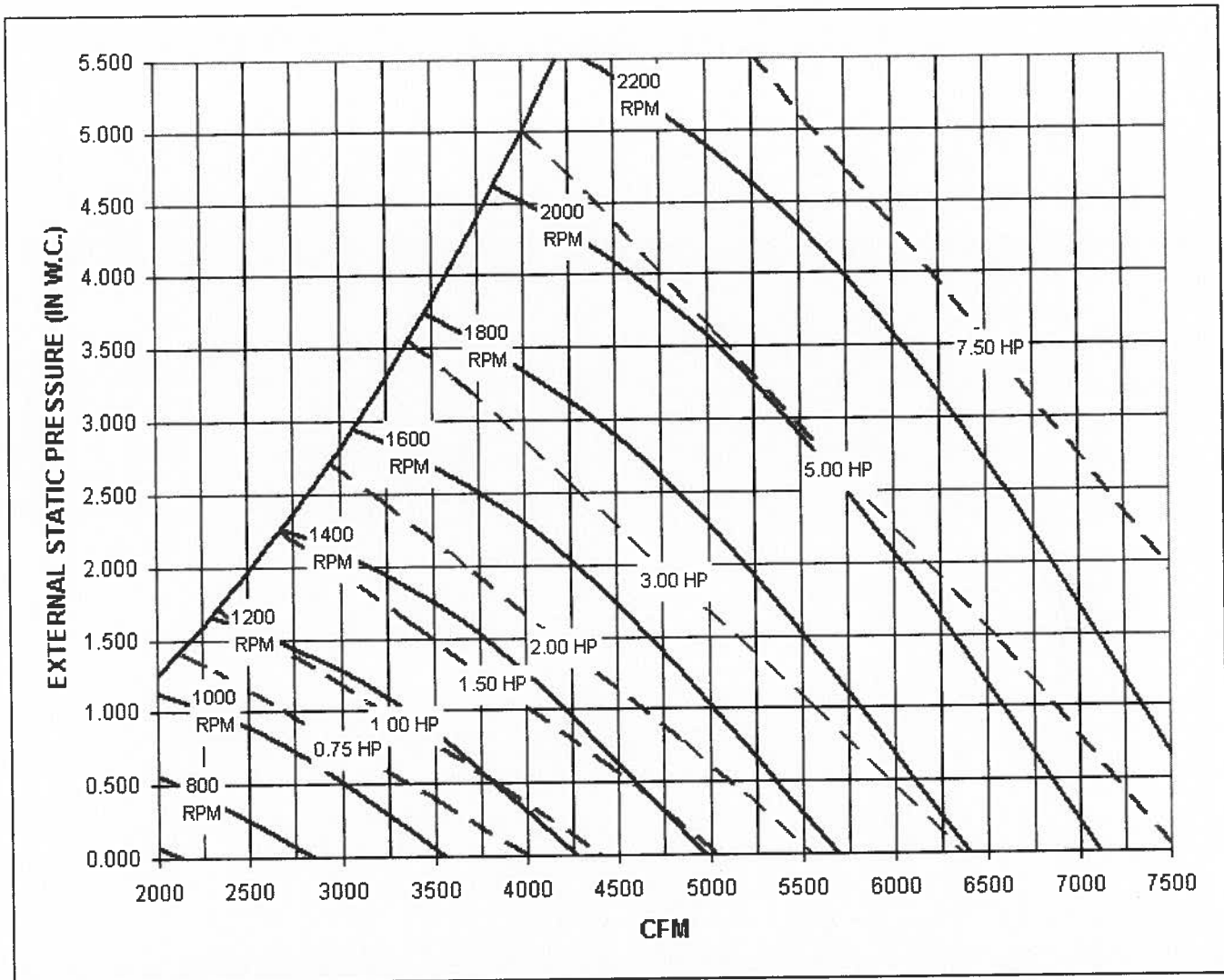
Performance shown is for installation type B Free inlet, Ducted outlet. Performance ratings do not include the effects of appurtenances in the airstream. Power rating (BHP) does not include drive losses.

BI18RA Performance Table

CFM	OV FPM	Static Pressure in Inches W.G.								
		0.000	0.500	1.000	1.500	2.000	2.500	3.000	3.500	RF
		RPM/BHP	RPM/BHP	RPM/BHP	RPM/BHP	RPM/BHP	RPM/BHP	RPM/BHP	RPM/BHP	
2000	1025	563 / 0.09	772 / 0.29	957 / 0.50						
2500	1281	703 / 0.18	878 / 0.42	1032 / 0.67	1179 / 0.95					
3000	1538	844 / 0.32	995 / 0.59	1126 / 0.89	1253 / 1.20	1376 / 1.53	1493 / 1.87			
3500	1794	985 / 0.50	1119 / 0.82	1234 / 1.16	1345 / 1.51	1453 / 1.87	1559 / 2.25	1662 / 2.64	1760 / 3.06	
4000	2050	1125 / 0.75	1245 / 1.10	1350 / 1.49	1448 / 1.88	1544 / 2.28	1639 / 2.70	1733 / 3.12	1825 / 3.57	191
4500	2307	1266 / 1.07	1375 / 1.46	1470 / 1.88	1560 / 2.32	1647 / 2.77	1732 / 3.22	1817 / 3.69	1900 / 4.16	19E
5000	2563	1406 / 1.47	1506 / 1.89	1594 / 2.36	1677 / 2.84	1756 / 3.33	1834 / 3.83	1911 / 4.34	1988 / 4.85	20E
5500	2819	1547 / 1.95	1639 / 2.42	1721 / 2.92	1797 / 3.45	1871 / 3.98	1943 / 4.52	2014 / 5.07	2084 / 5.62	21E
6000	3075	1687 / 2.54	1773 / 3.04	1850 / 3.58	1922 / 4.15	1991 / 4.73	2058 / 5.31	2123 / 5.90	2188 / 6.50	
6500	3332	1828 / 3.23	1908 / 3.76	1980 / 4.35	2048 / 4.95	2112 / 5.57	2175 / 6.20			
7000	3588	1969 / 4.03	2044 / 4.60	2112 / 5.22	2176 / 5.87					
7500	3844	2109 / 4.96	2180 / 5.57							

Performance shown is for installation type B Free inlet, Ducted outlet. Performance ratings do not include the effects of appurtenances in the airstream. Power rating (BHP) does not include drive losses.

BI18RA Performance Curve



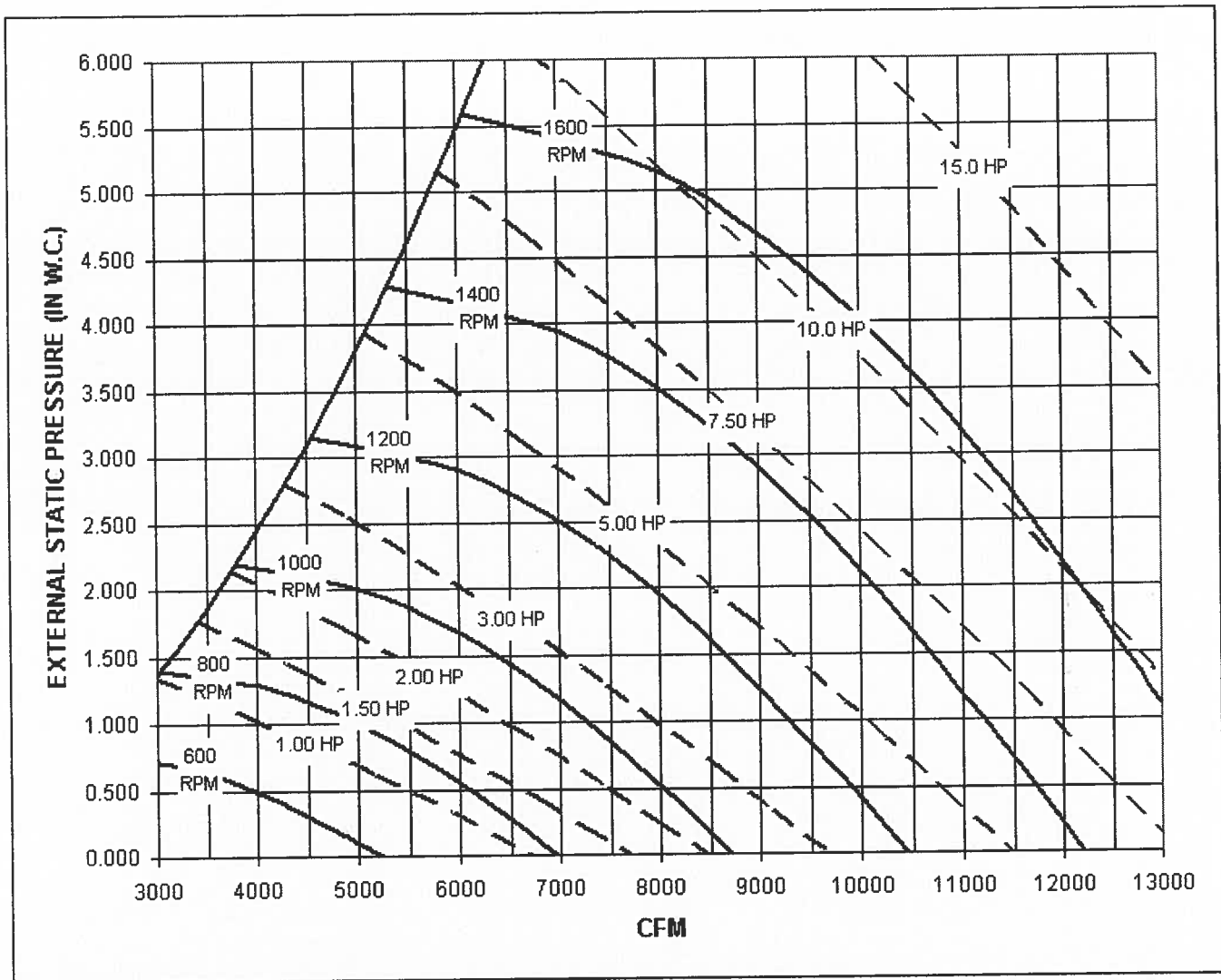
Performance shown is for installation type B Free inlet, Ducted outlet. Performance ratings do not include the effects of appertenances in the airstream. Power rating (BHP) does not include drive losses.

BI24RA Performance Table

CFM	OV FPM	Static Pressure in Inches W.G.							
		0.000	0.500	1.000	1.500	2.000	2.500	3.000	3.500
		RPM/BHP	RPM/BHP	RPM/BHP	RPM/BHP	RPM/BHP	RPM/BHP	RPM/BHP	RPM/BHP
5000	1429	574 / 0.41	694 / 0.84	799 / 1.32	900 / 1.84	998 / 2.41	1095 / 3.00	1191 / 3.62	1286 / 4.24
6000	1715	689 / 0.72	791 / 1.22	883 / 1.76	969 / 2.35	1053 / 2.97	1136 / 3.64	1217 / 4.33	1298 / 5.04
7000	2001	803 / 1.14	893 / 1.71	974 / 2.33	1051 / 2.98	1125 / 3.67	1197 / 4.39	1268 / 5.15	1338 / 5.93
8000	2287	918 / 1.69	997 / 2.35	1071 / 3.04	1140 / 3.75	1206 / 4.51	1271 / 5.29	1335 / 6.11	1397 / 6.95
9000	2573	1033 / 2.41	1104 / 3.15	1170 / 3.91	1234 / 4.70	1295 / 5.52	1354 / 6.36	1411 / 7.24	1468 / 8.15
10000	2859	1147 / 3.31	1212 / 4.12	1273 / 4.96	1331 / 5.82	1387 / 6.71	1442 / 7.62	1495 / 8.57	1547 / 9.53
11000	3144	1262 / 4.40	1321 / 5.30	1377 / 6.21	1431 / 7.15	1483 / 8.10	1534 / 9.09	1583 / 10.10	
12000	3430	1377 / 5.72	1431 / 6.69	1483 / 7.69	1533 / 8.70	1582 / 9.73			
13000	3716	1492 / 7.27	1542 / 8.32	1590 / 9.39					

Performance shown is for installation type B Free inlet, Ducted outlet. Performance ratings do not include the effects of appurtenances in the airstream. Power rating (BHP) does not include drive losses.

BI24RA Performance Curve



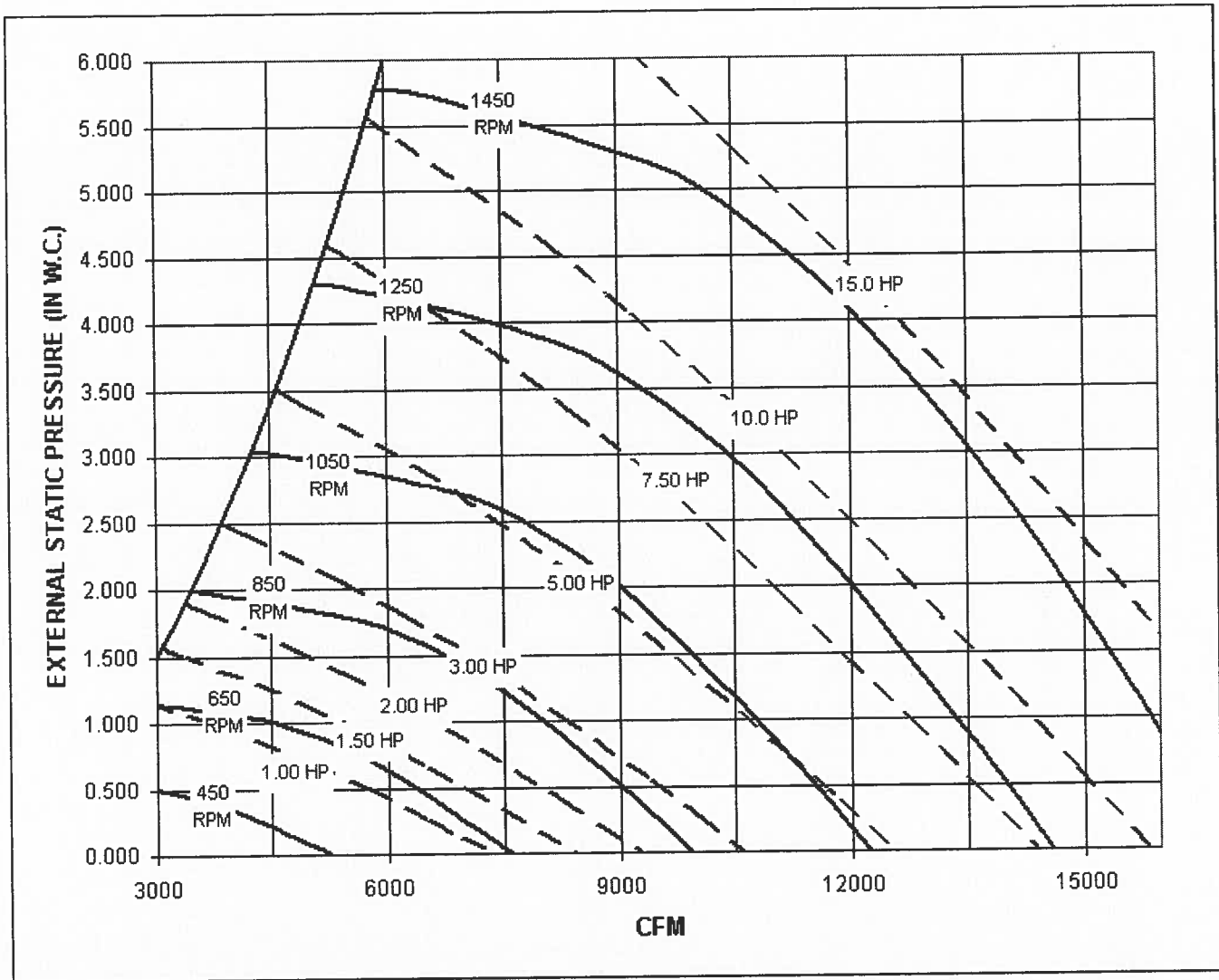
Performance shown is for installation type B Free inlet, Ducted outlet. Performance ratings do not include the effects of appurtenances in the airstream. Power rating (BHP) does not include drive losses.

BI27RA Performance Table


CFM	OV FPM	Static Pressure in Inches W.G.							
		0.000 RPM/BHP	0.500 RPM/BHP	1.000 RPM/BHP	1.500 RPM/BHP	2.000 RPM/BHP	2.500 RPM/BHP	3.000 RPM/BHP	3.500 RPM
6000	1420	515 / 0.55	624 / 1.10	721 / 1.74	813 / 2.45	903 / 3.22	992 / 4.04	1080 / 4.90	1167
7000	1657	600 / 0.87	696 / 1.51	782 / 2.21	864 / 2.98	942 / 3.81	1020 / 4.70	1096 / 5.63	1173
8000	1894	686 / 1.29	772 / 2.02	849 / 2.79	922 / 3.63	993 / 4.52	1062 / 5.47	1130 / 6.47	1197
9000	2131	772 / 1.84	849 / 2.65	919 / 3.50	986 / 4.41	1050 / 5.37	1113 / 6.38	1174 / 7.43	1235
10000	2367	857 / 2.53	927 / 3.42	992 / 4.35	1054 / 5.33	1113 / 6.36	1171 / 7.43	1227 / 8.55	1282
11000	2604	943 / 3.36	1007 / 4.34	1067 / 5.36	1124 / 6.41	1179 / 7.51	1233 / 8.65	1285 / 9.83	1336 /
12000	2841	1029 / 4.36	1088 / 5.43	1144 / 6.53	1197 / 7.66	1249 / 8.83	1298 / 10.04	1347 / 11.29	1395 /
13000	3078	1114 / 5.55	1169 / 6.70	1221 / 7.88	1271 / 9.10	1320 / 10.34	1367 / 11.63	1413 / 12.95	
14000	3314	1200 / 6.93	1251 / 8.17	1300 / 9.43	1347 / 10.73	1393 / 12.06	1437 / 13.41		
15000	3551	1286 / 8.52	1334 / 9.85	1380 / 11.20	1424 / 12.58				
16000	3788	1372 / 10.34	1416 / 11.76						

Performance shown is for installation type B Free inlet, Ducted outlet. Performance ratings do not include the effects of airstream. Power rating (BHP) does not include drive losses.

BI27RA Performance Curve



Performance shown is for installation type B Free inlet, Ducted outlet. Performance ratings do not include the effects of appurtenances in the airstream. Power rating (BHP) does not include drive losses.

BI-RARM
UTILITY SET - RESTAURANT DUTY

- Air Volume: 2 - 18000 cfm
- Maximum SP: 9.5" wg. @ standard air density

FEATURES & BENEFITS

- Full AMCA CLASS 1 operation.
- Vented motor cover for weather protection.
- UL762 Listed for restaurant duty.
- Upblast discharge directs air away from floor.
- Continuously welded housing.
- Cleanout door with latches provide easy access without tools.
- 2" grease drain will not clog.

OPTIONS

- Heat Slinger.
- Shaft Seal.
- Emergency Disconnect Switch.
- Vibration Isolators.

CERTIFICATIONS

Rupp Air Management Systems certifies that Models BI10RARM thru BI27RARM shown herein are licensed to bear the AMCA seal. The ratings shown are based on tests and procedures performed in accordance with AMCA Publication 211 and comply with the requirements of the AMCA Certified Rating Program.

Models BI10RARM thru BI27RARM are UL762 Listed and are in conformance with NFPA96.



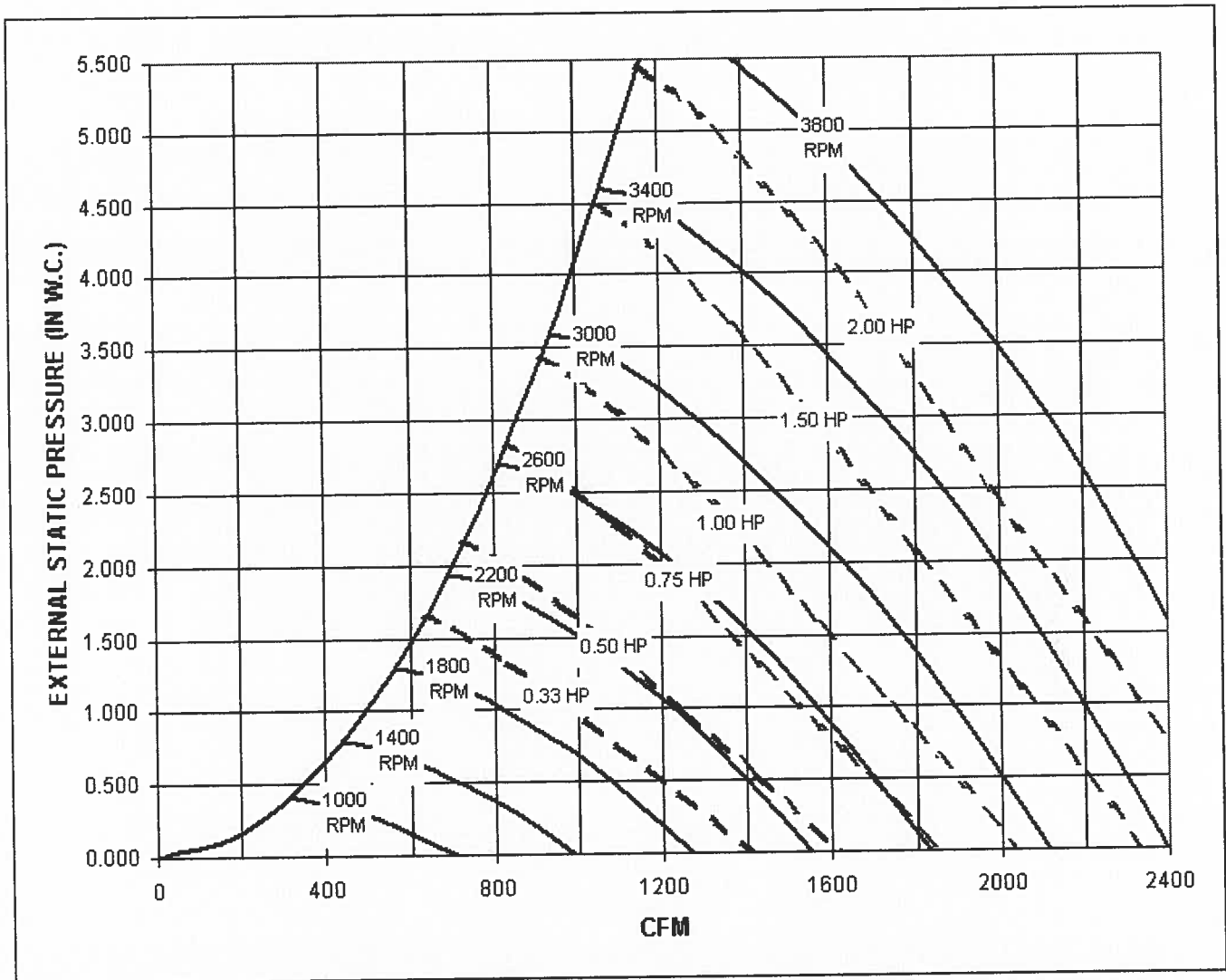
Catalog #109
July 2004

BI10RARM Performance Table

CFM	OV FPM	Static Pressure in Inches W.G.								
		0.000	0.500	1.000	1.500	2.000	2.500	3.000	3.500	
		RPM/BHP	RPM/BHP	RPM/BHP	RPM/BHP	RPM/BHP	RPM/BHP	RPM/BHP	RPM/BHP	RPM/BHP
800	1234	1138 / 0.06	1481 / 0.15	1778 / 0.24	2036 / 0.35	2273 / 0.48	2492 / 0.62			
1200	1852	1705 / 0.21	1945 / 0.33	2166 / 0.46	2376 / 0.60	2575 / 0.75	2759 / 0.90	2934 / 1.07	3101 / 1.25	325
1600	2469	2273 / 0.49	2462 / 0.65	2632 / 0.82	2797 / 1.00	2963 / 1.19	3119 / 1.37	3272 / 1.56	3419 / 1.76	355
2000	3086	2841 / 0.95	2994 / 1.15	3135 / 1.36	3273 / 1.58	3407 / 1.80				
2400	3703	3409 / 1.64	3540 / 1.89							

Performance shown is for installation type B Free inlet, Ducted outlet. Performance ratings do not include the effects of appurtenances in the airstream. Power rating (BHP) does not include drive losses.

BI10RARM Performance Curve



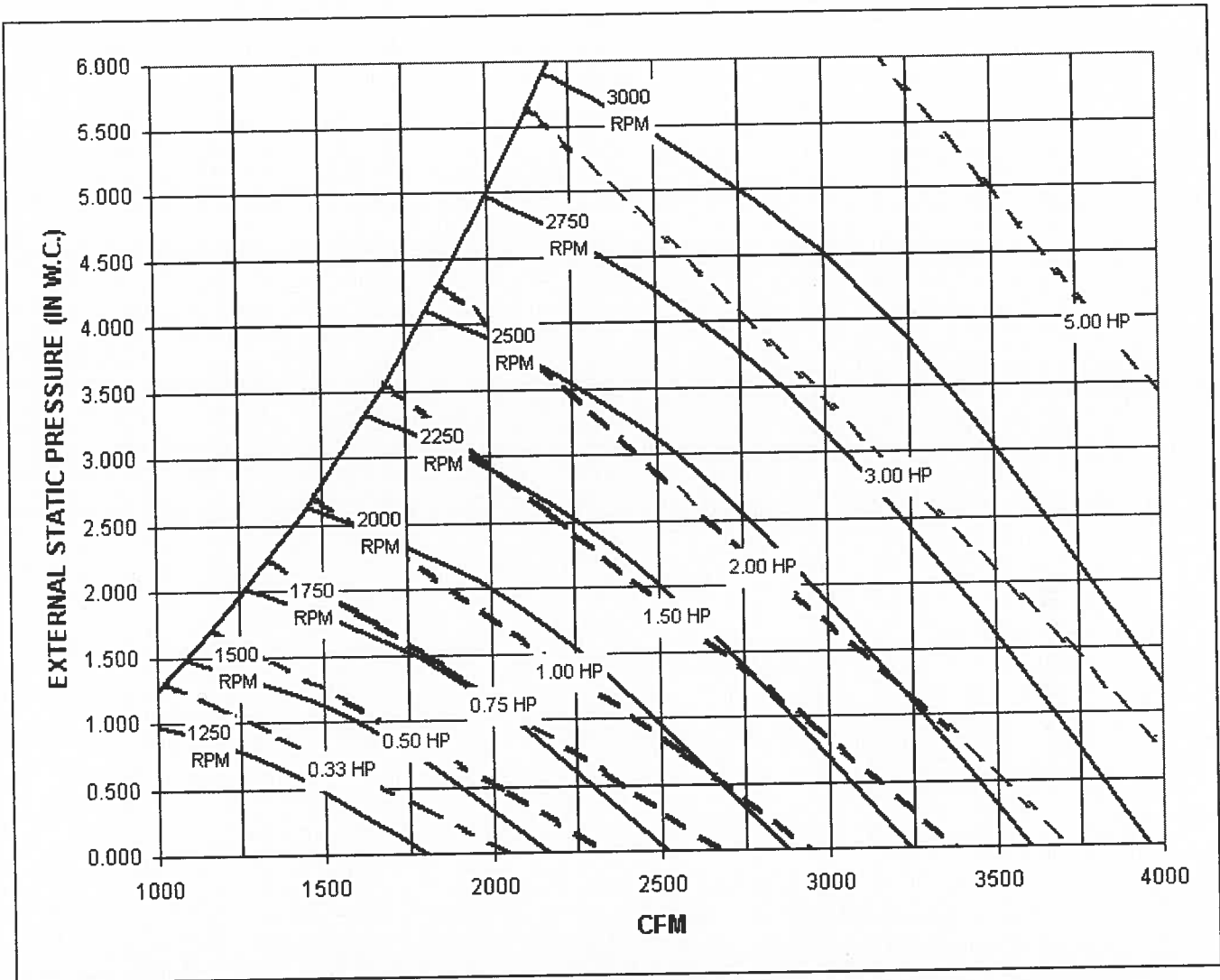
Performance shown is for installation type B Free inlet, Ducted outlet. Performance ratings do not include the effects of appurtenances in the airstream. Power rating (BHP) does not include drive losses.

BI13RARM Performance Table

CFM	OV FPM	Static Pressure in Inches W.G.									RF
		0.000	0.500	1.000	1.500	2.000	2.500	3.000	3.500		
		RPM/BHP	RPM/BHP	RPM/BHP	RPM/BHP	RPM/BHP	RPM/BHP	RPM/BHP	RPM/BHP		
2000	1864	1390 / 0.31	1565 / 0.49	1715 / 0.69	1860 / 0.89	2002 / 1.09	2141 / 1.31	2275 / 1.52	2404 / 1.75	252	
2500	2330	1737 / 0.61	1884 / 0.83	2010 / 1.06	2129 / 1.31	2246 / 1.56	2361 / 1.81	2475 / 2.07	2585 / 2.33	269	
3000	2796	2085 / 1.06	2211 / 1.31	2322 / 1.59	2423 / 1.87	2523 / 2.16	2620 / 2.46	2717 / 2.76	2814 / 3.07	291	
3500	3261	2432 / 1.68	2544 / 1.98	2642 / 2.29	2732 / 2.61	2820 / 2.94	2907 / 3.29	2991 / 3.63			
4000	3727	2780 / 2.51	2880 / 2.85	2967 / 3.20							

Performance shown is for installation type B Free inlet, Ducted outlet. Performance ratings do not include the effects of appurtenances in the airstream. Power rating (BHP) does not include drive losses.

BI13RARM Performance Curve



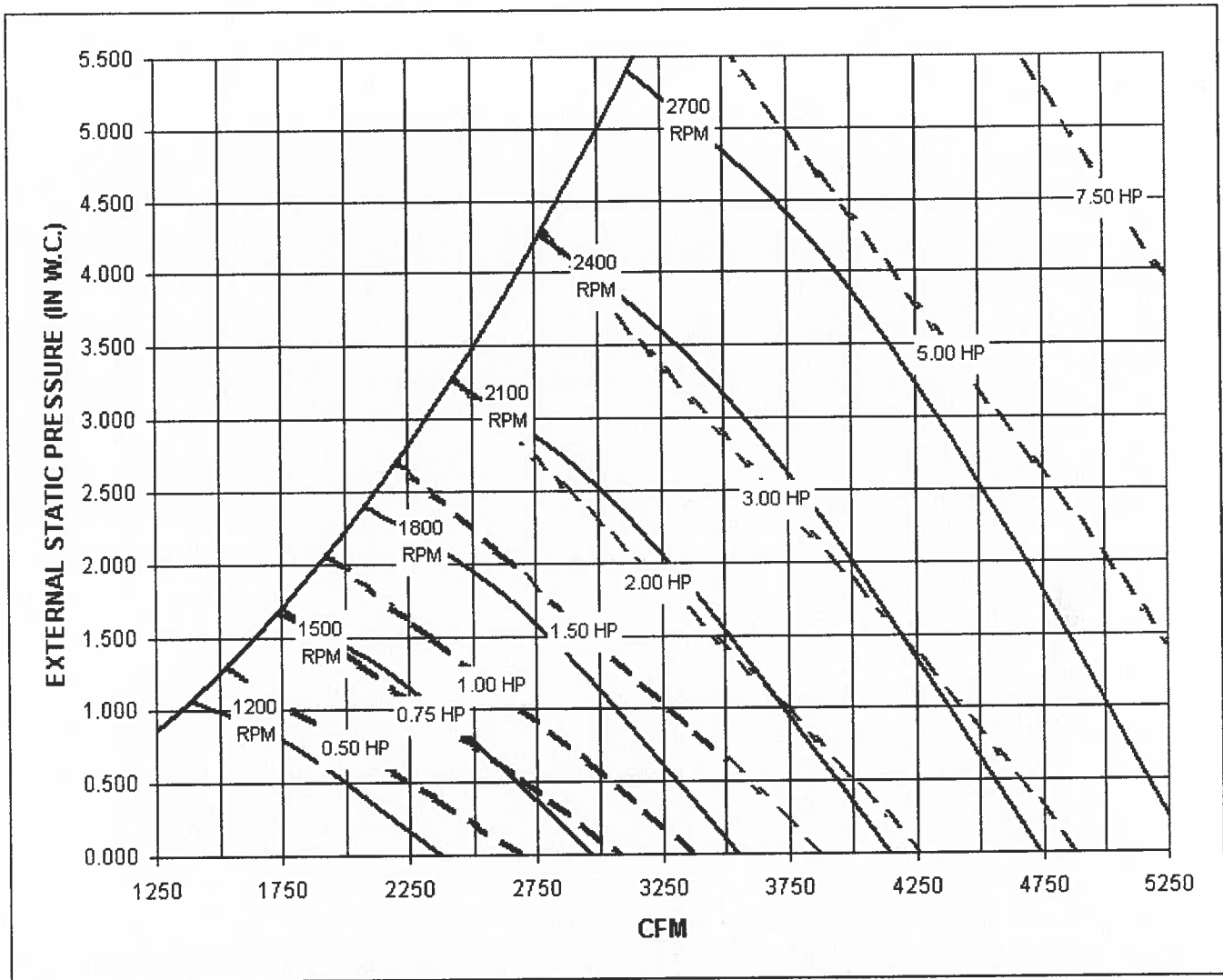
Performance shown is for installation type B Free inlet, Ducted outlet. Performance ratings do not include the effects of appurtenances in the airstream. Power rating (BHP) does not include drive losses.

BI15RARM Performance Table

CFM	OV FPM	Static Pressure in Inches W.G.									RF
		0.000	0.500	1.000	1.500	2.000	2.500	3.000	3.500		
		RPM/BHP	RPM/BHP	RPM/BHP	RPM/BHP	RPM/BHP	RPM/BHP	RPM/BHP	RPM/BHP		
2750	2095	1393 / 0.54	1537 / 0.78	1663 / 1.04	1781 / 1.31	1897 / 1.59	2010 / 1.87	2122 / 2.16	2232 / 2.46	234	
3250	2476	1646 / 0.88	1771 / 1.16	1882 / 1.47	1985 / 1.78	2077 / 2.07	2184 / 2.43	2281 / 2.76	2377 / 3.10	247	
3750	2857	1900 / 1.36	2011 / 1.67	2109 / 2.01	2202 / 2.37	2291 / 2.74	2378 / 3.11	2464 / 3.48	2549 / 3.86	263	
4250	3238	2153 / 1.98	2252 / 2.33	2342 / 2.71	2426 / 3.10	2507 / 3.51	2587 / 3.93	2663 / 4.34			
4750	3619	2406 / 2.76	2496 / 3.14	2579 / 3.56	2657 / 4.00						
5250	4000	2660 / 3.73									

Performance shown is for installation type B Free inlet, Ducted outlet. Performance ratings do not include the effects of appurtenances in the airstream. Power rating (BHP) does not include drive losses.

BI15RARM Performance Curve



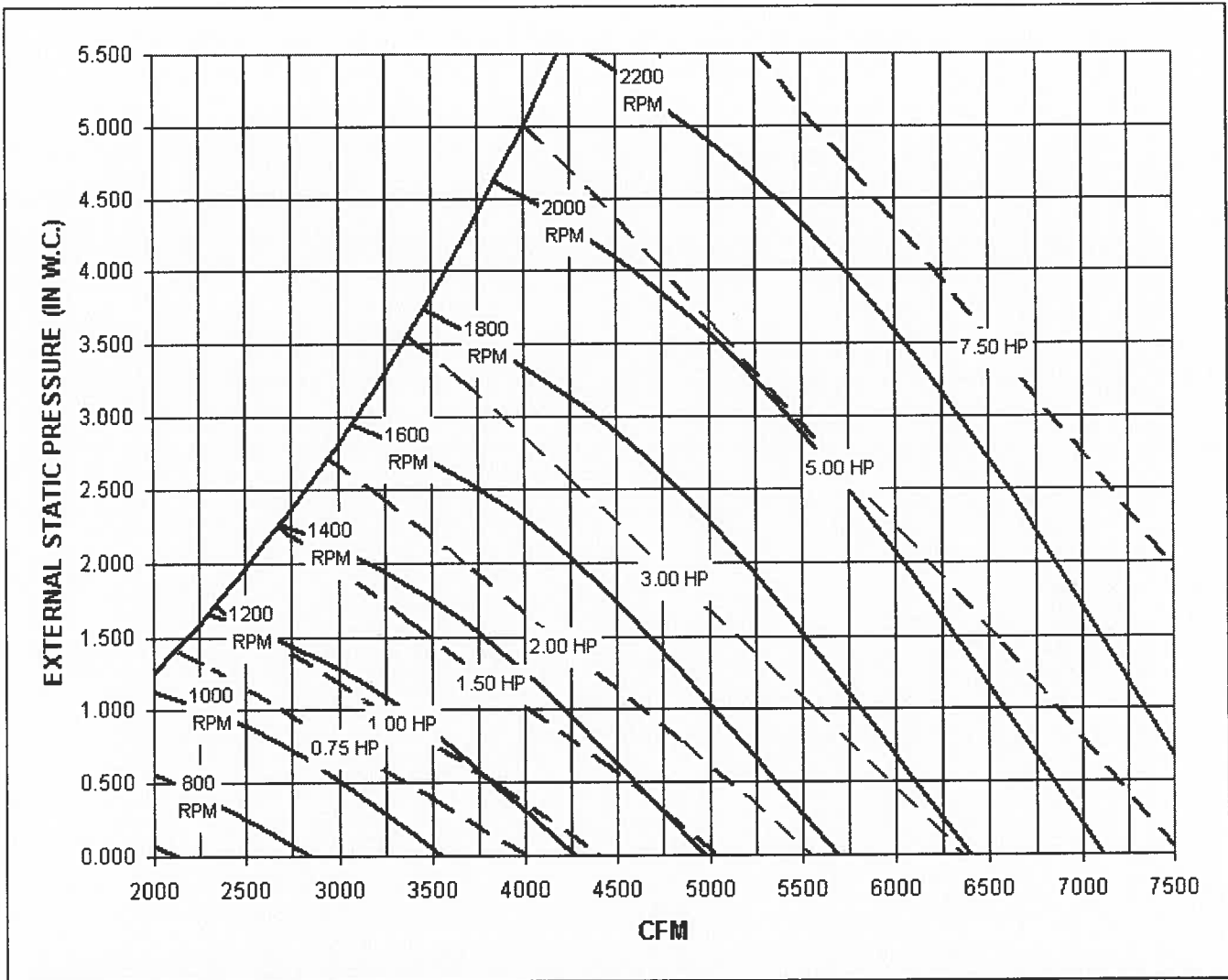
Performance shown is for installation type B Free inlet, Ducted outlet. Performance ratings do not include the effects of appurtenances in the airstream. Power rating (BHP) does not include drive losses.

BI18RARM Performance Table

CFM	OV FPM	Static Pressure in Inches W.G.									
		0.000	0.500	1.000	1.500	2.000	2.500	3.000	3.500		
		RPM/BHP	RPM/BHP	RPM/BHP	RPM/BHP	RPM/BHP	RPM/BHP	RPM/BHP	RPM/BHP	RPM/BHP	RF
2000	1025	563 / 0.09	772 / 0.29	957 / 0.50							
2500	1281	703 / 0.18	878 / 0.42	1032 / 0.67	1179 / 0.95						
3000	1538	844 / 0.32	995 / 0.59	1126 / 0.89	1253 / 1.20	1376 / 1.53	1493 / 1.87				
3500	1794	985 / 0.50	1119 / 0.82	1234 / 1.16	1345 / 1.51	1453 / 1.87	1559 / 2.25	1662 / 2.64	1760 / 3.06		
4000	2050	1125 / 0.75	1245 / 1.10	1350 / 1.49	1448 / 1.88	1544 / 2.28	1639 / 2.70	1733 / 3.12	1825 / 3.57	191	
4500	2307	1266 / 1.07	1375 / 1.46	1470 / 1.88	1560 / 2.32	1647 / 2.77	1732 / 3.22	1817 / 3.69	1900 / 4.16	198	
5000	2563	1406 / 1.47	1506 / 1.89	1594 / 2.36	1677 / 2.84	1756 / 3.33	1834 / 3.83	1911 / 4.34	1988 / 4.85	206	
5500	2819	1547 / 1.95	1639 / 2.42	1721 / 2.92	1797 / 3.45	1871 / 3.98	1943 / 4.52	2014 / 5.07	2084 / 5.62	215	
6000	3075	1687 / 2.54	1773 / 3.04	1850 / 3.58	1922 / 4.15	1991 / 4.73	2058 / 5.31	2123 / 5.90	2188 / 6.50		
6500	3332	1828 / 3.23	1908 / 3.76	1980 / 4.35	2048 / 4.95	2112 / 5.57	2175 / 6.20				
7000	3588	1969 / 4.03	2044 / 4.60	2112 / 5.22	2176 / 5.87						
7500	3844	2109 / 4.96	2180 / 5.57								

Performance shown is for installation type B Free inlet, Ducted outlet. Performance ratings do not include the effects of appurtenances in the airstream. Power rating (BHP) does not include drive losses.

BI18RARM Performance Curve



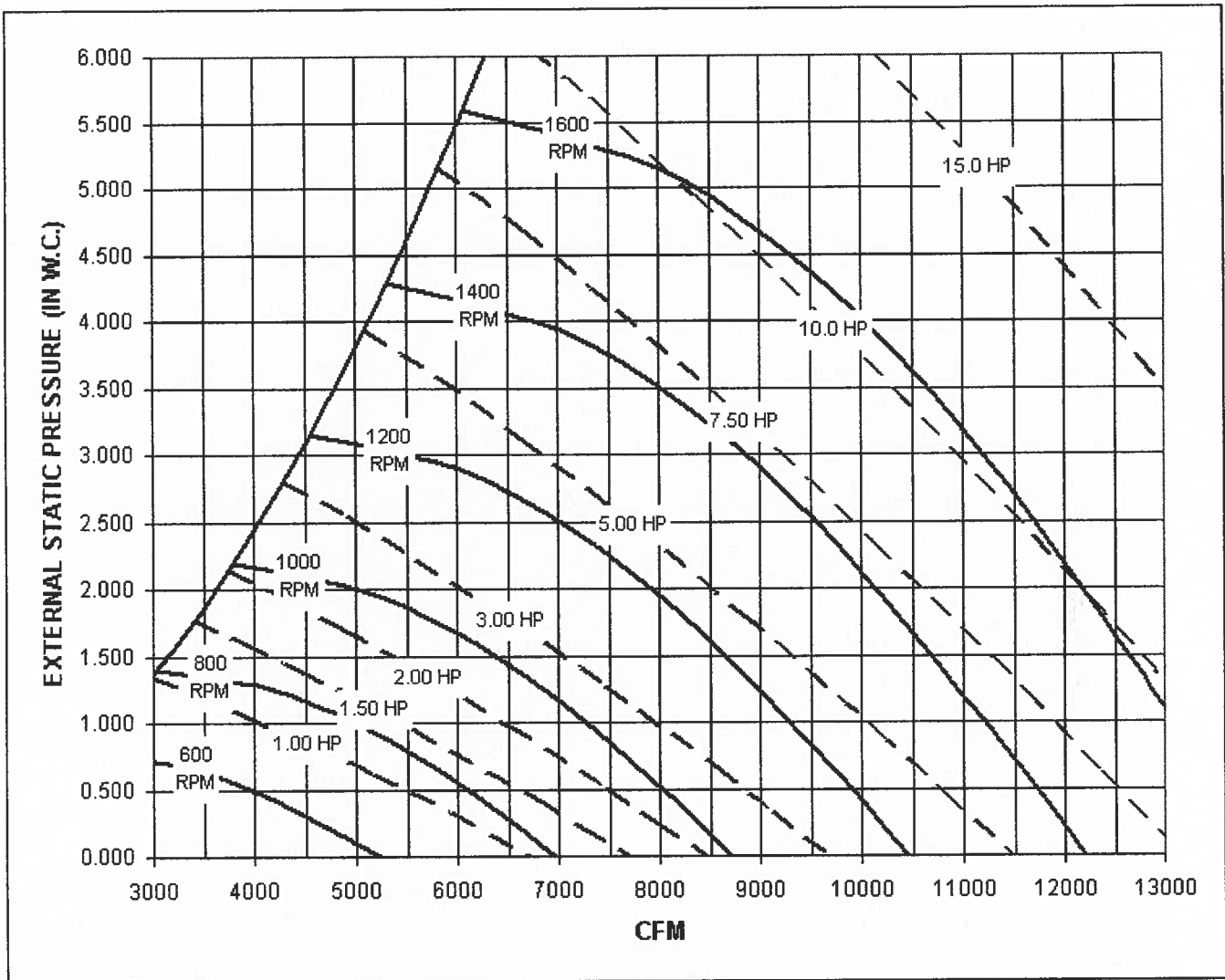
Performance shown is for installation type B Free inlet, Ducted outlet. Performance ratings do not include the effects of appurtenances in the airstream. Power rating (BHP) does not include drive losses.

BI24RARM Performance Table

CFM	OV FPM	Static Pressure in Inches W.G.							
		0.000	0.500	1.000	1.500	2.000	2.500	3.000	3.500
		RPM/BHP	RPM/BHP	RPM/BHP	RPM/BHP	RPM/BHP	RPM/BHP	RPM/BHP	RPM/BHP
5000	1429	574 / 0.41	694 / 0.84	799 / 1.32	900 / 1.84	998 / 2.41	1095 / 3.00	1191 / 3.62	1286 / 4.24
6000	1715	689 / 0.72	791 / 1.22	883 / 1.76	969 / 2.35	1053 / 2.97	1136 / 3.64	1217 / 4.33	1298 / 5.04
7000	2001	803 / 1.14	893 / 1.71	974 / 2.33	1051 / 2.98	1125 / 3.67	1197 / 4.39	1268 / 5.15	1338 / 5.93
8000	2287	918 / 1.69	997 / 2.35	1071 / 3.04	1140 / 3.75	1206 / 4.51	1271 / 5.29	1335 / 6.11	1397 / 6.95
9000	2573	1033 / 2.41	1104 / 3.15	1170 / 3.91	1234 / 4.70	1295 / 5.52	1354 / 6.36	1411 / 7.24	1468 / 8.15
10000	2859	1147 / 3.31	1212 / 4.12	1273 / 4.96	1331 / 5.82	1387 / 6.71	1442 / 7.62	1495 / 8.57	1547 / 9.53
11000	3144	1262 / 4.40	1321 / 5.30	1377 / 6.21	1431 / 7.15	1483 / 8.10	1534 / 9.09	1583 / 10.10	
12000	3430	1377 / 5.72	1431 / 6.69	1483 / 7.69	1533 / 8.70	1582 / 9.73			
13000	3716	1492 / 7.27	1542 / 8.32	1590 / 9.39					

Performance shown is for installation type B Free inlet, Ducted outlet. Performance ratings do not include the effects of appurtenances in the airstream. Power rating (BHP) does not include drive losses.

BI24RARM Performance Curve



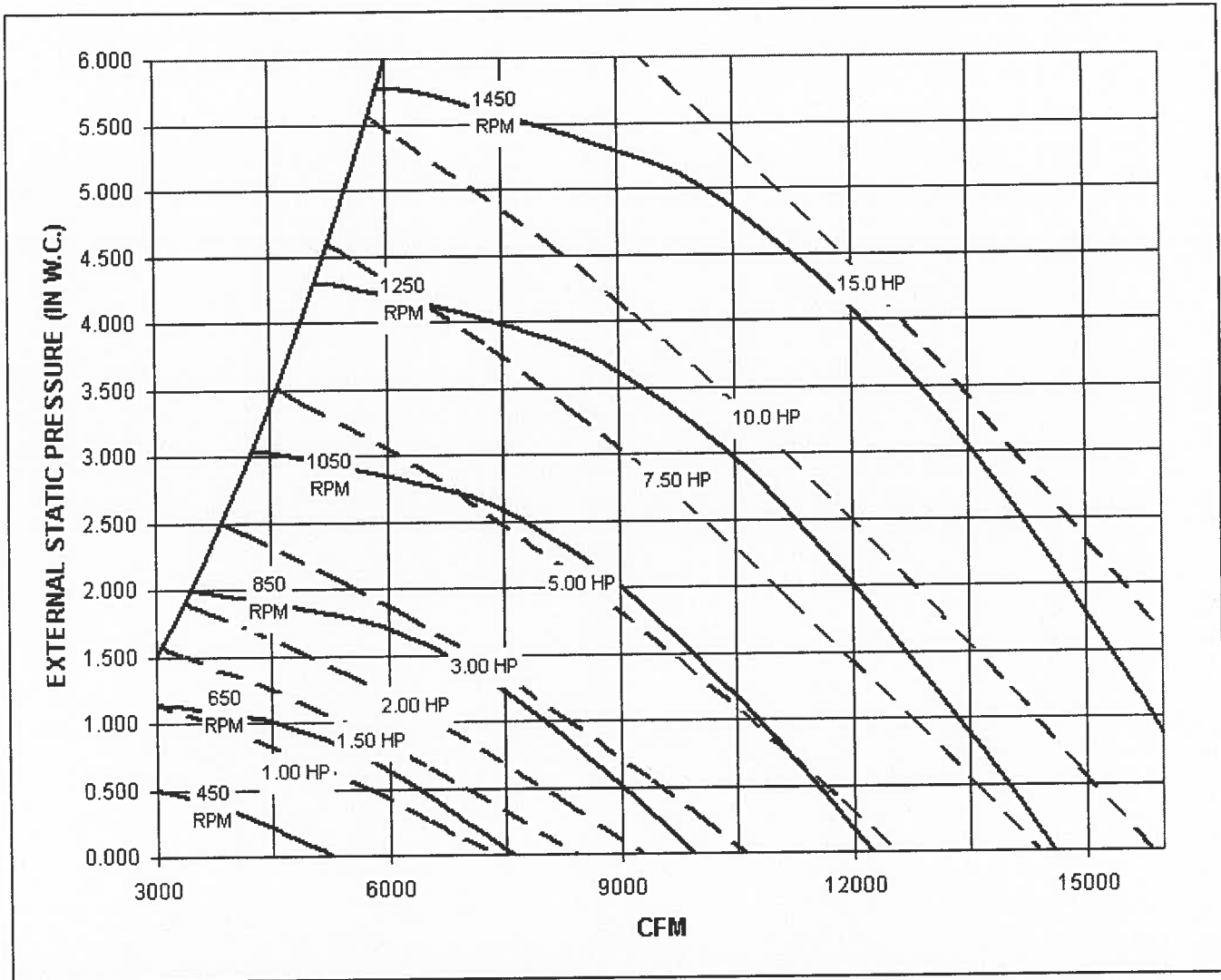
Performance shown is for installation type B Free inlet, Ducted outlet. Performance ratings do not include the effects of appurtenances in the airstream. Power rating (BHP) does not include drive losses.

BI27RARM Performance Table

CFM	OV FPM	Static Pressure in Inches W.G.							
		0.000	0.500	1.000	1.500	2.000	2.500	3.000	3.500
		RPM/BHP	RPM/BHP	RPM/BHP	RPM/BHP	RPM/BHP	RPM/BHP	RPM/BHP	RPM
6000	1420	515 / 0.55	624 / 1.10	721 / 1.74	813 / 2.45	903 / 3.22	992 / 4.04	1080 / 4.90	1167
7000	1657	600 / 0.87	696 / 1.51	782 / 2.21	864 / 2.98	942 / 3.81	1020 / 4.70	1096 / 5.63	1173
8000	1894	686 / 1.29	772 / 2.02	849 / 2.79	922 / 3.63	993 / 4.52	1062 / 5.47	1130 / 6.47	1197
9000	2131	772 / 1.84	849 / 2.65	919 / 3.50	986 / 4.41	1050 / 5.37	1113 / 6.38	1174 / 7.43	1235
10000	2367	857 / 2.53	927 / 3.42	992 / 4.35	1054 / 5.33	1113 / 6.36	1171 / 7.43	1227 / 8.55	1282
11000	2604	943 / 3.36	1007 / 4.34	1067 / 5.36	1124 / 6.41	1179 / 7.51	1233 / 8.65	1285 / 9.83	1336 /
12000	2841	1029 / 4.36	1088 / 5.43	1144 / 6.53	1197 / 7.66	1249 / 8.83	1298 / 10.04	1347 / 11.29	1395 /
13000	3078	1114 / 5.55	1169 / 6.70	1221 / 7.88	1271 / 9.10	1320 / 10.34	1367 / 11.63	1413 / 12.95	
14000	3314	1200 / 6.93	1251 / 8.17	1300 / 9.43	1347 / 10.73	1393 / 12.06	1437 / 13.41		
15000	3551	1286 / 8.52	1334 / 9.85	1380 / 11.20	1424 / 12.58				
16000	3788	1372 / 10.34	1416 / 11.76						

Performance shown is for installation type B Free inlet, Ducted outlet. Performance ratings do not include the effects of airstream. Power rating (BHP) does not include drive losses.

BI27RARM Performance Curve



Performance shown is for installation type B Free inlet, Ducted outlet. Performance ratings do not include the effects of appurtenances in the airstream. Power rating (BHP) does not include drive losses.