POTTORFF®
LOUVERS

ACOUSTICAL • BRICK VENT • COMBINATION • DRAINABLE • EQUIPMENT SCREENS
FEMA • FLORIDA BUILDING CODE • FORMED METAL • MIAMI-DADE CERTIFIED
NON-DRAINABLE • OPERABLE • PENTHOUSES • SAND LOUVER • WIND-DRIVEN RAIN

POTTORFF IS:

Innovation, quality, performance and service are what differentiate Pottorff's products among the competition. Founded in 1928, we are one of the most respected suppliers in the industry today. It is our experience, versatility, and ability to react quickly to our customer's needs which makes us the choice for architects and engineers.

HOW WE ARE DIFFERENT FROM THE COMPETITION:

- Ongoing commitment to personal and technical service
- Products delivered on time and on budget
- Louver Information and Selection Tool
- Innovative solutions for your design requirements
- Quick ship - when you need it FAST!
- Industry leading 5-year warranty

PRODUCT SELECTION GUIDE

MODEL	DEPTH	BLADE ANGLE	BLADE STYLE	FREE AREA	VELOCITY (fpm)	AIR VOLUME (cfm)	AMCA CERT*	PAGE
NON-DRAINABLE LOUVERS								4
EEI-430 (DRAINABLE HEAD)	4"	30°	INTAKE-EXHAUST	–	–	–	–	4
EFE-430-HP (DRAINABLE HEAD)	4"	30°	EXHAUST	64.5%	1158	–	–	4
EFJ-245	2"	45°	J	45.8%	942	6911	–	4
EFJ-430	4"	30°	J	59.6%	1002	8549	–	4
EFJ-437-HP (DRAINABLE HEAD)	4"	37.5°	HIGH PERFORMANCE J	56.3%	912	8220	WP/AP	4
EFJ-637-HP (DRAINABLE HEAD)	6"	37.5°	HIGH PERFORMANCE J	56.3%	915	8226	–	4
EFJ-645	6"	45°	J	50.6%	1155	9359	–	4
EFK-430	4"	30°	K	59.6%	1002	8549	–	4
EFK-637	6"	37.5°	K	54.6%	1157	10102	–	4
EFY-245	2"	45°	INVERTED Y	30.8%	679	3351	–	4
EFY-445	4"	45°	INVERTED Y	38.8%	745	4589	–	4
DRAINABLE LOUVERS								5
EDD-445	4"	45°	DUAL DRAINABLE	50.4%	1026	8311	WP/AP	5
EDD-637	6"	37.5°	DUAL DRAINABLE	57.5%	1113	10242	WP/AP	5
EFD-245	2"	45°	DRAINABLE	42.5%	955	6494	–	5
EFD-435	4"	35°	DRAINABLE	58.1%	966	8984	WP/AP	5
EFD-645	6"	45°	DRAINABLE	54.6%	1009	8811	WP/AP	5
ERD-645	6"	45°	RECESSED-DRAINABLE	50.6%	990	8059	–	5
WIND-DRIVEN RAIN LOUVERS								6
ECD-245	2"	45°	HORIZONTAL	41.3%	1172	7744	WP/AP/W	6
ECD-445	4"	45°	HORIZONTAL	42.7%	1250	8538	WP/AP/W	6
ECD-635	6"	35°	HORIZONTAL	53.8%	1217	10508	WP/AP/W	6
ECD-745	7"	45°	HORIZONTAL	50.6%	1218	9866	WP/AP/W	6
ECV-245	2"	45°	VERTICAL	41.5%	1250	8299	WP/AP/W	6
ECV-445	4"	45°	VERTICAL	42.9%	1250	8575	WP/AP/W	6
ECV-545	5"	45°	VERTICAL	41.9%	1250	8375	WP/AP/W	6
EFJ-745	7"	45°	HORIZONTAL J	43.8%	1250	8755	AP/W	6
EFJ-937	9"	37°	HORIZONTAL J	53.9%	1250	10755	WP/AP/W	6
FLORIDA BUILDING CODE								7
ECD-545	5"	45°	HORIZONTAL	46.3%	1250	9250	WP/AP/W	7
ECV-645	6"	45°	VERTICAL	46.0%	1250	9250	WP/AP/W	7
EFD-437	4"	37.5°	HORIZONTAL	58.1%	903	8398	WP/AP	7
EFD-445	4"	45°	HORIZONTAL	50.4%	1026	8311	WP/AP	7
EFD-637	6"	37.5°	HORIZONTAL	57.5%	1113	10242	WP/AP	7
EFJ-437	4"	37.5°	HORIZONTAL	55.5%	772	6853	WP/AP	7
EFJ-445	4"	45°	HORIZONTAL	50.1%	781	6317	WP/AP	7
EFK-437	4"	37.5°	HORIZONTAL	55.5%	772	6853	WP/AP	7
EFK-445	4"	45°	HORIZONTAL	50.1%	781	6317	WP/AP	7
MIAMI-DADE LOUVERS								8
ECD-545-MD	5"	45°	HORIZONTAL	41.9%	1250	8388	WP/AP/W	8
ECV-645-MD	6"	45°	VERTICAL	46.0%	1250	9250	WP/AP/W	8
EFD-637-MD	6"	37.5°	HORIZONTAL	54.6%	1100	9600	WP/AP	8
EFJ-937-MD	9"	37°	DUAL MODULE	53.9%	1250	10775	WP/AP/W	8
EXA-645-MD	6.125"	37.5°– 45°	COMBINATION	48.1%	1076	8281	WP/AP	8
MIAMI-DADE ACOUSTIC LOUVER								8
EAJ-1235-MD	12"	35°	INSULATED J	30.6%	924	4528	WP/S/AP	8

PRODUCT SELECTION GUIDE (CONT)

MODEL	DEPTH	BLADE ANGLE	BLADE STYLE	FREE AREA	VELOCITY (fpm)	AIR VOLUME (cfm)	AMCA CERT*	PAGE
OPERABLE LOUVERS								11
EOD-445	4"	45°	OPERABLE–DRAINABLE	43.1%	1024	7096	–	11
EOD-637	6"	37.5°	OPERABLE–DRAINABLE	57.5%	990	9108	–	11
EOJ-445	4"	45°	OPERABLE–J	49.4%	683	5396	–	11
EOJ-637	6"	37.5°	OPERABLE–J	56.3%	810	7282	–	11
EOJ-690	6"	90°	OPERABLE–J	68.5%	748	8325	AP	11
SOJ-445	4"	45°	FORMED OPERABLE–J	46.9%	775	5813	–	11
CONCEALED MOTOR LOUVERS								12
COMBINATION LOUVERS								12
EBE-445	4"	45°	J-BD-EXHAUST	49.4%	689	5396	–	12
EBI-445	4"	45°	J-BD-INTAKE	49.4%	689	5396	–	12
EXA-645	6.125"	37.5°– 45°	COMBINATION	50.4%	1085	8756	WP/AP AL	12
EXD-437	4"	37.5°	COMBINATION	43.0%	1172	8134	WP/AP	12
EXD-645	6"	37.5°– 45°	COMBINATION	44.4%	1050	7455	–	12
FORMED METAL LOUVERS								13
SBE-245	2"	45°	J-BD-EXHAUST	41.0%	383	2528	–	13
SBE-445	4"	45°	J-BD-EXHAUST	46.9%	775	5813	–	13
SBI-445	4"	45°	J-BD-INTAKE	46.9%	775	5813	–	13
SFD-445	4"	45°	DRAINABLE	53.1%	715	6092	–	13
SFD-635	6"	35°	DRAINABLE	61.7%	815	8044	–	13
SFJ-245	2"	45°	J	42.0%	603	4040	–	13
SFJ-430	4"	30°	J	51.0%	847	6945	–	13
SFJ-445	4"	45°	J	48.0%	775	5991	–	13
SFJ-630	6"	30°	J	65.2%	825	8580	–	13
SFJ-645	6"	45°	J	50.0%	800	6400	–	13
SFK-445	4"	45°	K	48.0%	775	5991	–	13
SFK-645	6"	45°	K	50.0%	800	6400	–	13
SFV-445	4"	45°	CHEVRON	38.0%	600	3648	–	13
ACOUSTICAL LOUVERS								14
EAA-645	6"	45°	AIRFOIL	30.0%	980	4704	–	14
EAA-845	8"	45°	AIRFOIL	37.9%	649	3931	WP/AP	14
EAA-1245	12"	45°	AIRFOIL	26.3%	999	4196	–	14
EAJ-437	4"	37°	J	33.8%	740	3996	–	14
EAJ-637	6"	37°	J	32.5%	890	4637	–	14
FAA-1245	12"	45°	FORMED AIRFOIL	26.3%	999	4196	–	14
SAJ-835	8"	35°	FORMED-J	33.1%	808	4293	–	14
SAJ-1235	12"	35°	FORMED-J	30.6%	924	4528	WP/AP	14
SPECIALTY LOUVERS								15
EBV-145	1.5"	45°	J	–	–	–	–	15
EBV-445	4"	45°	J	–	–	–	–	15
EVS-422	4"	22°	VERTICAL	15.6%	1250	3125	–	15
PENTHOUSES								15
EPJ-445	4"	45°	J	50.0%	689	5549	–	15
PEV-445	4"	45°	J	–	–	–	–	15
FEMA GRILLES								15
XAV-545	5.5"	45°	HORIZONTAL-INVERTED-V	46.8%	555	4151	WP/AP	15
XSV-845	8"	45°	HORIZONTAL-INVERTED-V	58.5%	–	–	–	15
EQUIPMENT SCREENS								16
HJ-445	4"	45°	HORIZONTAL-INVERTED-J	50.6%	–	–	–	16
HJ-645	6"	45°	HORIZONTAL-INVERTED-J	50.0%	–	–	–	16
HT-401	4"	–	HORIZONTAL AIRFOIL	60.0%	–	–	–	16
HZ-200	2.25"	45°	HORIZONTAL CLADDING	19.4%	–	–	–	16
VT-250	2.5"	–	VERTICAL-CLADDING	24.4%	–	–	–	16
VT-654	4"	–	VERTICAL-CLADDING	21.0%	–	–	–	16
VV-400	4"	–	VERTICAL-V	38.8%	–	–	–	16
VV-500	5"	–	VERTICAL-V	53.8%	–	–	–	16

***AMCA CERT LEGEND:**
Abbreviations will be used throughout the brochure

AL Air Leakage | **AP** Air Performance | **S** Sound | **W** Wind Driven Rain | **WP** Water Penetration

Cover Photos:

Top Left: Campbell Landings | St. Petersburg, Florida | ECD-545
Top Center: Methodist Hospital for Surgery | Addison, Texas | EFD-445
Top Right: Wilshire Grand Center | Los Angeles, California | EFD-445
Middle Left: T-Mobile | Irvine, California | SFJ-445
Center: Bank of America | Richmond, Virginia | EFD-637-MD
Bottom Left: DuPont Fabros | Ashburn, Virginia | ECD-545
Bottom Center: Oakmonte Village | St. Mary, Florida | ECD-645-MD, EFD-637-MD
Bottom Right: Detail, Methodist Hospital for Surgery | Addison, Texas | EFD-445

ANATOMY OF A LOUVER

A louver is a device comprised of multiple blades that, when mounted in an opening, permits flow of air but inhibits the entrance of other elements. Louvers are typically fabricated from formed steel or extruded aluminum.

HEAD

Top of the louver and completes the connection between the jambs

DRIP

Top of the louver that fills the gap between head and top blade. Equipped with a drainable channel

JAMB

Structural support for the blades as well as channels water for drainable louvers

BLADE

Varies in shapes, sizes and blade angles to serve different purposes

BLADE ANGLE

The lower or flatter the blade angle, the easier it is to get air into the building

SILL

Base of the louver

BLADE STYLES

DRAINABLE BLADE

A drainable blade is equipped with a gutter to channel water toward the jambs of the louver and away from the airflow.



J BLADE

The J Blade has a smooth flat profile devoid of a gutter on the leading edge.

K BLADE

The K blade has an offset step in its profile acting as a rain trap. The K style blade can be drainable or non-drainable.



CHEVRON BLADE

The Chevron blade combines closed sight lines and drainability. With a C shaped hook at the top, it is the primary choice to stop wind-driven rain.



INVERTED Y BLADE

An Inverted Y or V blade is intended for sight proof applications. With the closed sight-lines, sacrifices in free area performance and greater pressure drop are made.

NON-DRAINABLE LOUVERS

Available in a wide array of blade shapes and frame depths, non-drainable louvers offer value and economy for exhaust applications or intake conditions where protection against water infiltration is not critical. Optional hidden mullions provide a continuous blade appearance on multiple section assemblies. Ideally suited for special shapes and transitional designs.

INTAKE/EXHAUST
(DRAINABLE HEAD)

EEI-430

EFE-430-HP

EFJ-245
EFJ-645

EFJ-430
EFK-430

EFJ-437-HP
EFJ-637-HP
EFK-637

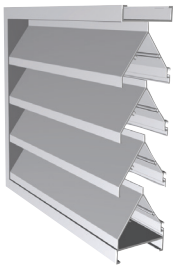

EFY-245
EFY-445

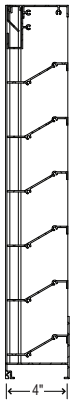

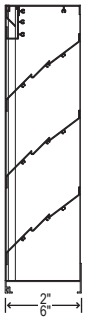

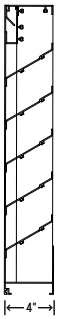

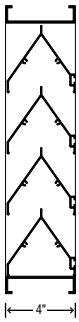

Lorem ipsum

MODEL	DEPTH	BLADE ANGLE	BLADE STYLE	FREE AREA (%) (Sq. Ft.)	BEGINNING POINT OF WATER PENETRATION RATINGS: VELOCITY (fpm)	AIRFLOW (cfm)	PRESSURE DROP (In. Wg.)	AMCA CERT.
EEI-430	4"	30°	INTAKE-EXHAUST	VARIES	–	–	–	–
EFE-430-HP	4"	30°	EXHAUST	64.5% 10.3	–	–	–	–
EFJ-245	2"	45°	J	45.8% 7.3	942	6911	0.20	–
EFJ-430	4"	30°	J	59.6% 9.6	1002	8549	0.16	–
EFJ-437-HP	4"	37.5°	HIGH PERFORMANCE-J	56.3% 9.0	912	8220	0.14	WP/AP
EFJ-637-HP	6"	37.5°	HIGH PERFORMANCE-J	56.3% 9.0	915	8226	0.12	–
EFJ-645	6"	45°	J	50.6% 8.1	1155	9359	0.18	–
EFK-430	4"	30°	K	59.6% 9.6	1002	8549	0.16	–
EFK-637	6"	37.5°	K	54.6% 8.7	1157	10102	0.17	–
EFY-245	2"	45°	INVERTED Y	30.8% 4.9	679	3351	0.34	–
EFY-445	4"	45°	INVERTED Y	38.8% 6.2	745	4589	0.18	–

Certified Ratings:
Pottorff certifies that model **EFJ-437-HP**, shown herein is licensed to bear the AMCA seal. The ratings shown are based on test and procedures performed in accordance with AMCA Publication 511 and comply with the requirements of the AMCA Certified Ratings Program. The AMCA Certified Ratings Seal applies to air performance and water penetration ratings.

DRAINABLE LOUVERS

Drainable blade louvers are designed to prevent water penetration in non-wind-driven rain applications by collecting water in frame and blade gutters and channeling it into downspouts and away from airflow. These models are available in a wide array of anodized and painted finishes including custom color matching.

EDD-445

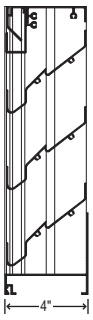

EDD-637

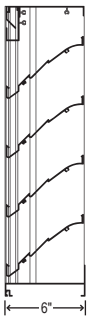

EFD-245
EFD-645



EFD-435

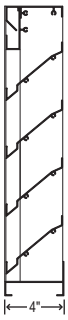

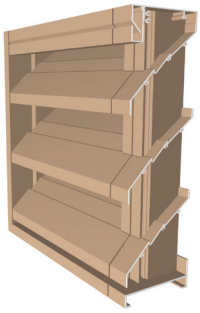

ERD-645

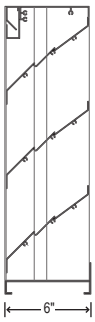

MODEL	DEPTH	ANGLE	BLADE STYLE	FREE AREA (%) (Sq. Ft.)	BEGINNING POINT OF WATER PENETRATION RATINGS: VELOCITY (fpm)	AIRFLOW (cfm)	PRESSURE DROP (in. Wg.)	AMCA CERT.
EDD-445	4"	45°	DUAL-DRAINABLE	50.4% 8.1	1026	8311	0.16	WP/AP
EDD-637	6"	37.5°	DUAL-DRAINABLE	57.5% 9.2	1113	10242	0.15	WP/AP
EFD-245	2"	45°	DRAINABLE	42.5% 6.8	955	6494	0.14	–
EFD-435	4"	35°	DRAINABLE	58.1% 9.3	966	8984	0.12	WP/AP
EFD-645	6"	45°	DRAINABLE	54.6% 8.7	1009	8811	0.13	WP/AP
ERD-645	6"	45°	RECESSED-DRAINABLE	50.6% 8.1	990	8059	0.11	–

Certified Ratings:
Pottorff certifies that models **EDD-445, EDD-637, EFD-435,** and **EFD-645,** shown herein are licensed to bear the AMCA seal. The ratings shown are based on test and procedures performed in accordance with AMCA Publication 511 and comply with the requirements of the AMCA Certified Ratings Program. The AMCA Certified Ratings Seal applies to air performance and water penetration ratings.

WIND–DRIVEN RAIN LOUVERS

Our wind-driven rain louvers offer exceptional protection under the most severe conditions and are available in frame depths from 2" to 9". The closely spaced vertical blade design of the ECV-545 provides wind-driven rain performance with 99.6% effectiveness at wind velocities up to 50 mph and rainfall up to 8 in/hr. When aesthetic requirements demand a more conventional louver profile, our EFJ-937 is the ideal solution. Its horizontal blades, vertically bladed rear screen, and 100% effectiveness at 3 in/hr as per the AMCA 500-L wind-driven rain test, offer the best of both worlds.





ECD-245
ECD-445
ECD-635

ECD-745

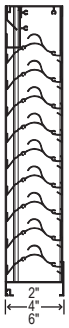

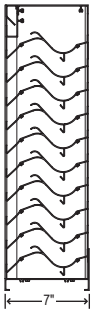

ECV-245
ECV-445

ECV-545

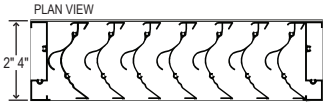

ECV-245
ECV-445

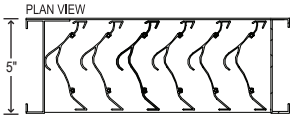

ECV-545

EFJ-745
J BLADE WITH VERTICAL BLADE REAR SECTION

EFJ-937
J BLADE WITH VERTICAL BLADE REAR SECTION

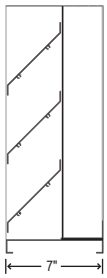

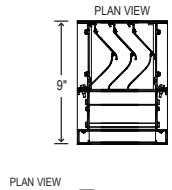

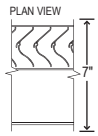

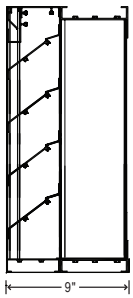

MODEL	DEPTH	BLADE STYLE	BLADE ANGLE	FREE AREA (%) (Sq. Ft.)	AMCA 500L TEST: RAINFALL (In/Hr)	WIND SPEED (mph)	CORE VELOCITY (fpm)	AIRFLOW (cfm)	EFFECTIVENESS RATIO (%)	CLASS	BEGINNING POINT OF WATER PENETRATION RATINGS: VELOCITY (fpm)	AIRFLOW (cfm)	PRESSURE DROP (In. Wg.)	AMCA CERT.
ECD-245	2"	HORIZ	45°	41.3% 6.6	3 8	29 50	197 280	2123 3011	99.0 95.0	A B	1172	7744	0.37	WP/AP/W
ECD-445	4"	HORIZ	45°	42.7% 6.8	3 8	29 50	397 / 691 195 / 590	4274 / 7435 3088 / 6352	99.0 / 97.0 99.0 / 96.6	A / B A / B	1250	8538	0.32	WP/AP/W
ECD-635	6"	HORIZ	35°	53.8% 8.6	3	29	186	1998	96.6	B	1217	10508	0.29	WP/AP/W
ECD-745	7"	HORIZ	45°	50.6% 8.1	3 8	29 50	581 493	6260 5312	99.6 99.2	A A	1218	9866	0.57	WP/AP/W
ECV-245	2"	VERT	45°	41.5% 6.6	3 8	29 50	592 399	6371 4300	99.6 99.3	A A	1250	8299	0.42	WP/AP/W
ECV-445	4"	VERT	45°	42.9% 6.9	3 8	29 50	682 404	7343 4350	99.5 99.4	A A	1250	8575	0.30	WP/AP/W
ECV-545	5"	VERT	45°	41.9% 6.7	3 8	29 50	683 881	7356 9485	99.9 99.6	A A	1250	8375	0.25	WP/AP/W
EFJ-745	7"	HORIZ J	45°	43.8% 7.0	3	29	670	7211	99.3	A	1250	8755	0.47	AP/W
EFJ-937	9"	HORIZ J	37°	53.9% 8.6	3 8	29 50	988 892	10640 9599	100 99.0	A A	1250	10755	0.48	WP/AP/W

Certified Ratings:
Pottorff certifies that models **ECD-245, ECD-445, ECD-635, ECD-745, ECV-245, ECV-445, ECV-545**, and **EFJ-937** shown herein are licensed to bear the AMCA seal. The ratings shown are based on test and procedures performed in accordance with AMCA Publication 511 and comply with the requirements of the AMCA Certified Ratings Program. The AMCA Certified Ratings Seal applies to water penetration, air performance and wind-driven rain ratings.

Certified Ratings:
Pottorff certifies that model **EFJ-745** shown herein is licensed to bear the AMCA seal. The ratings shown are based on test and procedures performed in accordance with AMCA Publication 511 and comply with the requirements of the AMCA Certified Ratings Program. The AMCA Certified Ratings Seal applies to air performance and wind-driven rain ratings.

HIGH VELOCITY
RAIN RESISTANT
AND IMPACT RESISTANT
LOUVER
Basic Protection
See www.AMCA.org for all certified or listed products

Certified Listing:
Pottorff certifies that the model **EFJ-937** herein is licensed to bear this AMCA listing label.

FLORIDA BUILDING CODE

The Florida Building Code is a single statewide code developed and maintained by the Florida Building Commission. The code establishes accountability for licensed contractors and designers. It also establishes building code education requirements for all licensees, uniform procedures and quality control in a product approval system.



ECD-545

ECV-645
AMCA 540/550 LISTED

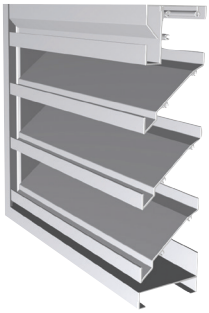

EFD-437
EFD-445
EFD-637



EFJ-437
EFK-437
EFJ-445
EFK-445

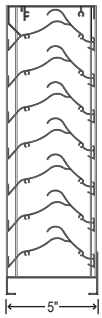

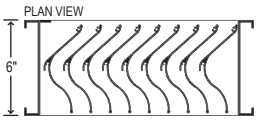

HIGH VELOCITY
RAIN RESISTANT
AND IMPACT RESISTANT
LOUVER
Basic Protection
See www.AMCA.org for all certified or listed products

Certified Listing:
Pottorff certifies that the model **ECV-645** herein is licensed to bear this AMCA listing label.

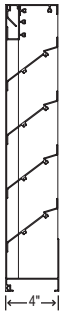

MODEL	DEPTH	BLADE ANGLE	BLADE STYLE	FREE AREA (%) (Sq. Ft.)	LOUVER DESIGNATION	BEGINNING POINT OF WATER PENETRATION RATINGS VELOCITY (fpm)	AIRFLOW (cfm)	PRESSURE DROP (In. Wg.)	DESIGN LOAD (psf)	AMCA CERT.	AMCA 540/550	FLORIDA BUILDING CODE
ECD-545	5"	45°	HORIZ	46.3% 7.4	WIND DRVN RAIN	1250	9250	0.24	187	WP/AP/W	–	●
ECV-645	6"	45°	VERT	46.0% 7.4	WIND DRVN RAIN	1250	9250	0.15	200	WP/AP/W	●	●
EFD-437	4"	37.5°	HORIZ	58.1% 9.3	DRAINABLE	903	8398	0.13	200	WP/AP	–	●
EFD-445	4"	45°	HORIZ	50.4% 8.1	DRAINABLE	1026	8311	0.16	200	WP/AP	–	●
EFD-637	6"	37.5°	HORIZ	57.5% 9.2	DRAINABLE	1113	10242	0.15	200	WP/AP	–	●
EFJ-437	4"	37.5°	HORIZ	55.5% 8.9	J-BLADE	772	6853	0.09	187	WP/AP	–	●
EFJ-445	4"	45°	HORIZ	50.1% 8.1	J-BLADE	781	6317	0.10	200	WP/AP	–	●
EFK-437	4"	37.5°	HORIZ	55.5% 8.9	K-BLADE	772	6853	0.09	187	WP/AP	–	●
EFK-445	4"	45°	HORIZ	50.1% 8.1	K-BLADE	781	6317	0.10	200	WP/AP	–	●

Certified Ratings:
Pottorff certifies that model **ECD-545,** and **ECV-645** shown herein are licensed to bear the AMCA seal. The ratings shown are based on test and procedures performed in accordance with AMCA Publication 511 and comply with the requirements of the AMCA Certified Ratings Program. The AMCA Certified Ratings Seal applies to air performance, water penetration, and wind-driven rain ratings.

Certified Ratings:
Pottorff certifies that models **EFD-437, EFD-445, EFD-637, EFJ-437, EFJ-445, EFK-437 and EFK-445** shown herein are licensed to bear the AMCA seal. The ratings shown are based on test and procedures performed in accordance with AMCA Publication 511 and comply with the requirements of the AMCA Certified Ratings Program. The AMCA Certified Ratings Seal applies to air performance and water penetration ratings.

MIAMI-DADE CERTIFIED LOUVERS

Pottorff's Miami-Dade/Florida Building Code certified louvers are engineered and tested to withstand extreme loads, debris impact and cyclic fatigue associated with the severe weather effects of hurricanes. Our ECD-545-MD, ECV-645-MD and EFJ-937-MD are also listed for Impact Resistance (AMCA 540) and High Velocity Wind-Driven Rain (AMCA 550) as required by the Florida Building Code.

ECD-545-MD

ECV-645-MD

EFD-637-MD



EFJ-937-MD

EXA-645-MD



EAJ-1235-MD

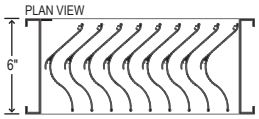

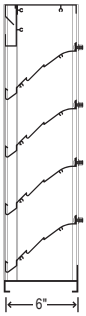

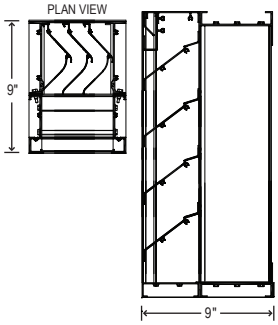

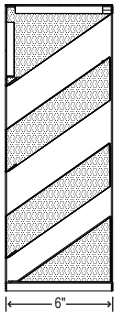

TDI

Texas Department of Insurance Listed

amca INTERNATIONAL LISTED

HIGH VELOCITY
RAIN RESISTANT
AND IMPACT RESISTANT
LOUVER
Basic Protection

See www.AMCA.org for all certified or listed products

Certified Listing:
Pottorff certifies that the models **ECD-545-MD*, ECV-645-MD and EFJ-937-MD** herein are licensed to bear this AMCA listing label.

TDI

Texas Department of Insurance Listed

amca INTERNATIONAL LISTED

IMPACT RESISTANT
LOUVER
Basic Protection

See www.AMCA.org for all certified or listed products

Certified Listing:
Pottorff certifies that the models **EAJ-1235-MD,** and **EXA-645-MD** herein are licensed to bear this AMCA listing label.

MODEL	DEPTH	BLADE ANGLE	BLADE STYLE	FREE AREA (%) (Sq. Ft.)	LOUVER DESIGNATION	BEGINNING POINT OF WATER PENETRATION RATINGS: VELOCITY (fpm)	AIRFLOW (cfm)	PRESSURE DROP (In. Wg.)	DESIGN LOAD (psf)	AMCA CERT.	AMCA 540	AMCA 550	FLORIDA BUILDING CODE
ECD-545-MD	5"	45°	HORIZ	41.9% 6.7	WIND DRVN RAIN	1250	8388	0.21	150	WP/AP/W	●	●*	●
ECV-645-MD	6"	45°	VERT	46.0% 7.4	WIND DRVN RAIN	1250	9250	0.15	150	WP/AP/W	●	●	●
EFD-637-MD	6"	37.5°	HORIZ	54.6% 8.7	DRAINABLE	1100	9600	0.14	150	WP/AP	–	–	●
EFJ-937-MD	9"	37°	HORIZ	53.9% 8.6	DUAL MODULE	1250	10775	0.48	130	WP/AP/W	●	●	●
EXA-645-MD	6.125"	37.5°–45°	COMBO	48.1% 7.7	COMBINATION	1076	8281	0.12	120	WP/AP	●	–	●
ACOUSTIC LOUVER					NOISE REDUCTION	125	250	500 1K	2K	4K			
EAJ-1235-MD	12"	35°	HORIZ	30.6% 4.9	ACOUSTICAL	12	14	18 21	19	16	150	WP/S/AP	● – ●

* Applies when the CD-51 damper option is utilized and the damper is in the closed position.

amca WORLDWIDE CERTIFIED RATINGS — WATER PENETRATION, AIR PERFORMANCE, WIND DRIVEN RAIN

Certified Ratings:
Pottorff certifies that models **ECD-545-MD**, **ECV-645-MD and EFJ-937-MD** shown herein are licensed to bear the AMCA seal. The ratings shown are based on test and procedures performed in accordance with AMCA Publication 511 and comply with the requirements of the AMCA Certified Ratings Program. The AMCA Certified Ratings Seal applies to air performance, water penetration and wind-driven rain ratings.

amca CERTIFIED RATINGS — WATER PENETRATION, AIR PERFORMANCE

Certified Ratings:
Pottorff certifies that models **EFD-637-MD and EXA-645-MD** shown herein is licensed to bear the AMCA seal. The ratings shown are based on test and procedures performed in accordance with AMCA Publication 511 and comply with the requirements of the AMCA Certified Ratings Program. The AMCA Certified Ratings Seal applies to air performance and water penetration ratings.

amca WORLDWIDE CERTIFIED RATINGS — WATER PENETRATION, SOUND, AIR PERFORMANCE

Certified Ratings:
Pottorff certifies that model **EAJ-1235-MD,** shown herein are licensed to bear the AMCA seal. The ratings shown are based on test and procedures performed in accordance with AMCA Publication 511 and comply with the requirements of the AMCA Certified Ratings Program. The AMCA Certified Ratings seal applies to water penetration, sound and air performance.

LOUVER TESTING LABORATORY

Pottorff's wind-driven rain and water penetration lab features a 48" vane axial tubular fan providing 55,000 CFM. In front of the outlet is a system of nozzles which are programmed to sequence the pattern of spray. In front of this is a ventilation chamber with ductwork running to an exhaust fan featuring an airflow nozzle to measure ventilation airflow. Our setup will test louvers per AMCA 500 and 511 with eventual approval for the AMCA CRP program.

- **Wind-Driven Rain Test** – Rates the ability of a louver to protect openings behind it from water directed at the louver of speeds up to 50 mph. Published ratings are a statement of the louver's ability to reject simulated rain including wind velocity, effectiveness, penetration class and discharge loss coefficient class.
- **Water Penetration** Test – The Water Penetration test rates the ability of a louver to protect openings behind it from water that cascades down a wall or falls vertically in front of it. This determines the point of water penetration which AMCA defines as at least 0.01 ounces of water during a 15 minute test. The sample tested is also tested for air performance.
- **Air Performance** – Published ratings include a graph for the pressure loss to the louver's free area, the mode tested (intake or exhaust) and a table of the free area based on its size.

MANIFOLD
Allows water to fall in front or down the wall of the louver to simulate conditions in the Water Penetration Test

AIRFLOW REGULATION
A series of chambers that regulate airflow

VENTILATION FAN
Has the ability to produce up to 24,000 cfm of airflow for use in water penetration and air performance tests

DRAINAGE CHAMBER
Water collected to provide readings for water penetration test

LOUVER
Louvers are fabricated to a uniform 48" × 48" and placed in an appropriate opening in the drainage chamber wall where tests are performed



WET WALL MANIFOLD
Allows water to fall down the wall to the face of the louver at a prescribed 4 in. per hour

WATER PRESSURE NOZZLES
Releases water to simulate WDR rain rates which are tested at 3 and 8 in. rainfall/hr.



FAN AND NOZZLES
Five nozzles along with the fan, simulate rain, to suit the spread of rain required

HUMAN MACHINE INTERFACE

All of our testing in our Pottorff Wind-Driven Rain and Water Penetration Laboratory is able to be automated. For this purpose we use an HMI (Human Machine Interface) which is designed to run any test and continually store the data in our database.

WIND FAN
Has the ability to produce up to 55,000 cfm of airflow for use in wind-driven rain testing

THE HMI SOFTWARE ALLOWS US TO:

- Plot the desired points for testing
- Start and stop tests automatically
- Live view of all data being retrieved at any point during testing. For example: wind speed, differential pressure, etc.
- Control any aspect of a test; for example: fan speed, rain nozzle intervals, etc.
- Tests automations at our desired data points

5 year warranty all products

OPERABLE LOUVERS

Operable blade louvers provide weather protection for open and positive shutoff when no airflow is required. These units incorporate center pivoted blades that can be controlled manually with a pull chain, hand quadrant, or hand crank. They can also be controlled automatically with electric or pneumatic actuators.

OPERABLE EXTRUDED ALUMINUM

OPERABLE FORMED

EOD-445

EOD-637

EOJ-445

EOJ-637

EOJ-690

SOJ-445

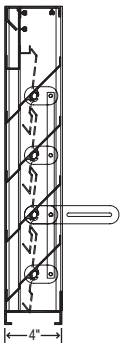

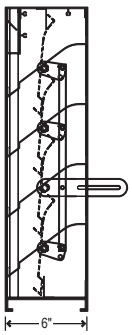

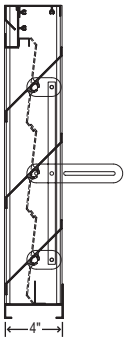

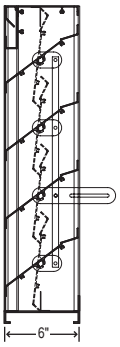

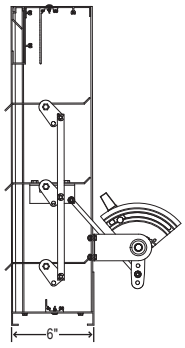

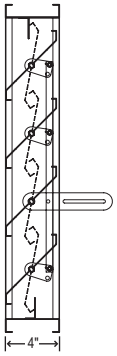

MODEL	DEPTH	BLADE ANGLE	STYLE	MATERIAL	FREE AREA (%) (Sq. Ft.)	BEGINNING POINT OF WATER PENETRATION RATINGS VELOCITY (fpm)	AIRFLOW (cfm)	PRESSURE DROP (in. Wg.)	AMCA CERT.
EOD-445	4"	45°	OPERABLE-DRAINABLE	EXTRUDED ALUMINUM	43.1% 6.9	1024	7096	0.16	–
EOD-637	6"	37.5°	OPERABLE-DRAINABLE	EXTRUDED ALUMINUM	57.5% 9.2	990	9108	0.11	–
EOJ-445	4"	45°	OPERABLE-J	EXTRUDED ALUMINUM	49.4% 7.9	683	5396	0.10	–
EOJ-637	6"	37.5°	OPERABLE-J	EXTRUDED ALUMINUM	56.3% 9.0	810	7282	0.12	–
EOJ-690	6"	90°	OPERABLE-J	EXTRUDED ALUMINUM	68.5% 10.96	748	8325	0.19	AP
SOJ-445	4"	45°	OPERABLE-J	GALVANNEALED STEEL	46.9% 7.5	775	5813	0.14	–

Certified Ratings:
Pottorff certifies that the model **EOJ-690** shown herein is licensed to bear the AMCA seal. The ratings shown are based on test and procedures performed in accordance with AMCA Publication 511 and comply with the requirements of the AMCA Certified Ratings Program. The AMCA Certified Ratings seal applies to air performance ratings.

COMBINATION LOUVERS

Combination Louvers feature stationary front blades and operable rear blades to ensure proper weather protection when open as well as a consistent appearance in both the open and closed positions. Optional low leakage seals provide further environmental protection in the closed position. These units incorporate center pivoted blades that can be controlled manually with a pull chain, hand quadrant or hand crank. They can also be controlled automatically with electric or pneumatic actuators. The EBE-445 and the EBI-445 incorporate an integral gravity operated backdraft damper to protect exhaust or intake air openings in exterior walls.

CONCEALED MOTOR LOUVERS

OPERABLE

EOD-445-CM
EOD-637-CM
EOJ-445-CM
EOJ-637-CM

COMBINATION

EXA-645-CM
EXD-437-CM
EXD-645-CM

Pottorff's Concealed Motor Louvers are designed to be used in any situation where our standard operable and combination louvers would be used, but where access to the actuator and hardware needs to be controlled or restricted.

The actuator is concealed in the sill of the louver and can be accessed through the interior (by default) or has the option to be accessed through the exterior of the louver.

COMBINATION EXTRUDED ALUMINUM

EBE-445



EBI-445

EXA-645
EXD-437
EXD-645

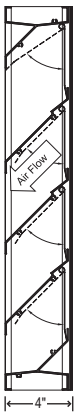

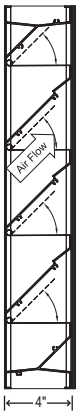

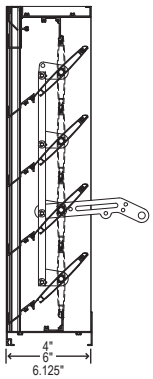

MODEL	DEPTH	BLADE ANGLE	BLADE STYLE	FREE AREA (%) (Sq. Ft.)	BEGINNING POINT OF WATER PENETRATION RATINGS VELOCITY (fpm)	AIRFLOW (cfm)	PRESSURE DROP (In. Wg.)	AMCA CERT.
EBE-445	4"	45°	J-BD-EXHAUST	49.4% 7.9	689	5396	0.10	–
EBI-445	4"	45°	J-BD-INTAKE	49.4% 7.9	689	5396	0.10	–
EXA-645	6.125"	37.5° – 45°	COMBINATION	50.4% 8.1	1085	8756	0.11	WP/AP AL
EXD-437	4"	37.5°	COMBINATION	43.0% 6.9	1172	8134	0.17	WP/AP
EXD-645	6"	37.5° – 45°	COMBINATION	44.4% 7.1	1050	7455	0.19	–

Certified Ratings:
Pottorff certifies that models **EXA-645** and **EXD-437** shown herein is licensed to bear the AMCA seal. The ratings shown are based on test and procedures performed in accordance with AMCA Publication 511 and comply with the requirements of the AMCA Certified Ratings Program. The AMCA Certified Ratings seal applies to air performance and water penetration ratings.

Certified Ratings:
Pottorff certifies that the model **EXA-645** shown herein is licensed to bear the AMCA seal. The ratings shown are based on test and procedures performed in accordance with AMCA Publication 511 and comply with the requirements of the AMCA Certified Ratings Program. The AMCA Certified Ratings seal applies to air leakage ratings.

FORMED METAL LOUVERS

Typically formed from galvannealed steel, these louvers accent building architecture while withstanding corrosion in caustic environments. The SBE-245, SBE-445 and SBI-245 incorporate an integral gravity operated backdraft damper to protect exhaust or intake openings in exterior walls.

SBE-245
SBE-445
SBI-445

SFD-445

SFD-635



SFJ-245
SFJ-445
SFJ-645
SFK-445
SFK-645

SFJ-430
SFJ-630



SFV-445

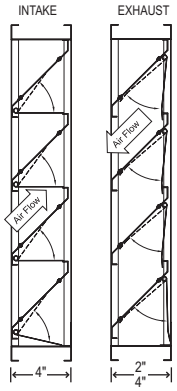

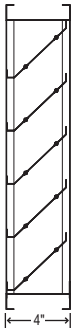

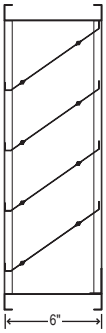

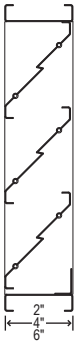

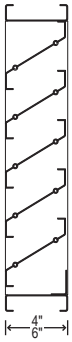

MODEL	DEPTH	BLADE ANGLE	BLADE STYLE	FREE AREA (%) (Sq. Ft.)	BEGINNING POINT OF WATER PENETRATION RATINGS VELOCITY (fpm)	AIRFLOW (cfm)	PRESSURE DROP (In. Wg.)
SBE-245	2"	45°	J-BD-EXHAUST	41.0% 6.6	383	2528	0.08
SBE-445	4"	45°	J-BD-EXHAUST	46.9% 7.5	775	5813	0.13
SBI-445	4"	45°	J-BD-INTAKE	46.9% 7.5	775	5813	0.14
SFD-445	4"	45°	DRAINABLE	53.1% 8.5	715	6092	0.11
SFD-635	6"	35°	DRAINABLE	61.7% 9.9	815	8044	0.08
SFJ-245	2"	45°	J	42.0% 6.7	603	4040	0.06
SFJ-430	4"	30°	J	51.0% 8.2	847	6945	0.13
SFJ-445	4"	45°	J	48.0% 7.7	775	5991	0.13
SFJ-630	6"	30°	J	65.2% 10.4	825	8580	0.08
SFJ-645	6"	45°	J	50.0% 8.0	800	6400	0.09
SFK-445	4"	45°	K	48.0% 7.7	775	5991	0.13
SFK-645	6"	45°	K	50.0% 8.0	800	6400	0.09
SFV-445	4"	45°	CHEVRON	38.0% 6.1	600	3648	0.25

ACOUSTICAL LOUVERS

Acoustical louvers provide low static pressure loss and reliable noise reduction over a wide range of frequencies. Ideally suited for intake or exhaust applications where maximum noise reduction is required.

EAA-645
EAA-845



EAA-1245
FAA-1245



EAJ-437
EAJ-637



SAJ-835
SAJ-1235

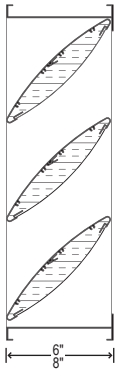

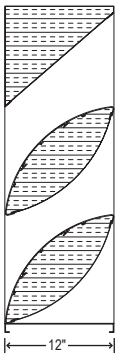

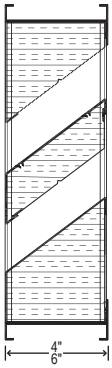

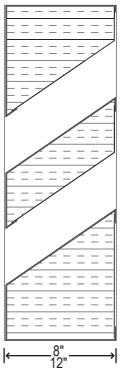

MODEL	DEPTH	BLADE ANGLE	BLADE STYLE	NOISE REDUCTION 125	250	500	1K	2K	4K	FREE AREA (%)	(Sq. Ft.)	BEGINNING POINT OF WATER PENETRATION RATINGS VELOCITY (fpm)	AIRFLOW (cfm)	PRESSURE DROP (In. Wg.)	AMCA CERT.
EAA-645	6"	45°	AIRFOIL	11	11	13	16	18	17	30.0%	4.8	980	4704	0.10	–
EAA-845	8"	45°	AIRFOIL	8	8	10	14	15	13	37.9%	6.1	649	3931	0.03	WP/AP
EAA-1245	12"	45°	AIRFOIL	13	14	17	19	18	17	26.3%	4.2	999	4196	0.09	–
EAJ-437	4"	37°	J	11	10	12	17	18	17	33.8%	5.4	740	3996	0.06	–
EAJ-637	6"	37°	J	10	10	12	22	20	19	32.5%	5.2	890	4637	0.15	–
FAA-1245	12"	45°	FORMED - AIRFOIL	13	14	17	19	18	17	26.3%	4.2	999	4196	0.09	–
SAJ-835	8"	35°	FORMED - J	13	13	19	26	28	23	33.1%	5.3	808	4293	0.07	–
SAJ-1235	12"	35°	FORMED - J	12	14	18	21	19	16	30.6%	4.9	924	4528	0.08	WP/S/AP

Certified Ratings:
Pottorff certifies that the model **EAA-845,** shown herein is licensed to bear the AMCA seal. The ratings shown are based on test and procedures performed in accordance with AMCA Publication 511 and comply with the requirements of the AMCA Certified Ratings Program. The AMCA Certified Ratings Seal applies to air performance and water penetration ratings.

Certified Ratings:
Pottorff certifies that model **SAJ-1235,** shown herein are licensed to bear the AMCA seal. The ratings shown are based on test and procedures performed in accordance with AMCA Publication 511 and comply with the requirements of the AMCA Certified Ratings Program. The AMCA Certified Ratings seal applies to water penetration, sound and air performance.

SPECIALTY PRODUCTS

Brick vents are used primarily on renovation projects and provide a permanent means of gravity ventilation for crawl spaces, hung ceilings, foundations, pipe spaces and corridors. Our EVS-422 is ideally suited for high wind areas that are sensitive to wind-driven sand penetration. The EPJ-445 penthouse serves frequently as a gravity ventilator, fan discharge cap, fresh air intake cap, sight shield or pressure relief ventilator.

BRICK VENTS

EBV-145
EBV-445

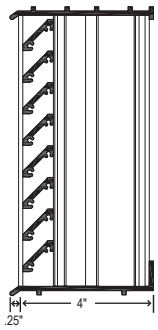

SAND LOUVER



EVS-422

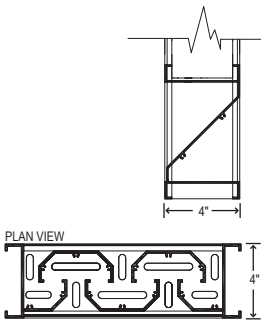

PENTHOUSES



EPJ-445

PEV-445
ELEVATOR VENTILATION PENTHOUSE

FEMA GRILLES

XAV-545
MEETS ICC-500 2014

XSV-845



CLASSIFIED C UL US

MODEL	DEPTH	BLADE ANGLE	BLADE STYLE	FREE AREA (%) (Sq. Ft.)	AMCA CERT.	BEGINNING POINT OF WATER PENETRATION RATINGS VELOCITY (fpm)	AIRFLOW (cfm)	PRESSURE DROP (in. Wg.)
EBV-145	1.5"	45°	J	–	–	–	–	–
EBV-445	4"	45°	J	–	–	–	–	–
EVS-422	4"	22°	VERTICAL	15.6% 2.5	–	1250	3125	1.00
PENTHOUSES								
EPJ-445	4"	45°	J	50.0% 8.0	–	689	5549	0.08
PEV-445	4"	45°	J	–	–	–	–	–
FEMA GRILLES								
XAV-545	5.5"	45°	INVERTED V	46.8% 7.5	WP/AP	555	4151	0.09
XSV-845	8"	45°	INVERTED V	58.5% 9.4	–	–	–	–

The XAV-545 and XSV-845 were designed to FEMA 320 or FEMA 361 guidelines for shelters or safe rooms. They have been designed to withstand design loads of ± 300 PSF produced by extreme wind phenomena such as tornadoes and hurricanes. They have been tested with impacts of 15lb 2" x 4"s traveling at 100 MPH per ICC 500. This makes both the XAV-545 and XSV-845 compliant for wind borne debris in all tornado or hurricane regions in the United States.

amca CERTIFIED RATINGS WATER PENETRATION AIR PERFORMANCE AIR MOVEMENT AND CONTROL ASSOCIATION INTERNATIONAL, INC. ®

Certified Ratings:
Pottorff certifies that the model **XAV-545** shown herein is licensed to bear the AMCA seal. The ratings shown are based on test and procedures performed in accordance with AMCA Publication 511 and comply with the requirements of the AMCA Certified Ratings Program. The AMCA Certified Ratings Seal applies to air performance and water penetration ratings.

SIGHT SCREENS

Whether the design calls for total sight concealment, partial screening, high volume airflow, specialty shapes, or thermal shading, our sight screens are engineered to meet the most stringent project parameters while satisfying our customer's aesthetic requirements.

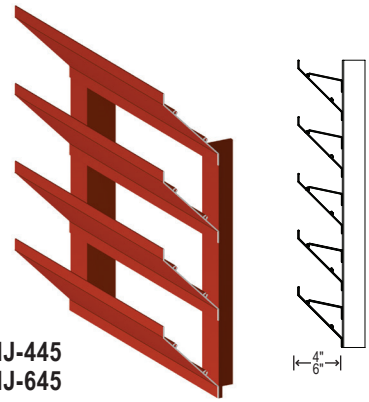

HJ-445
HJ-645

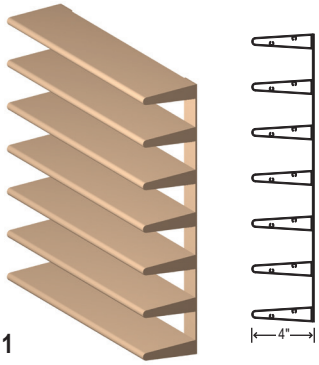

HT-401

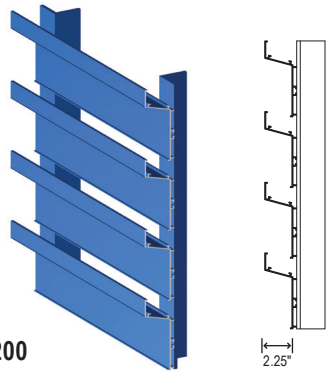

HZ-200

VT-250



VT-654



VV-400



VV-500

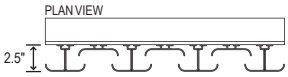

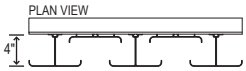

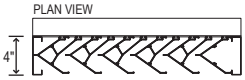

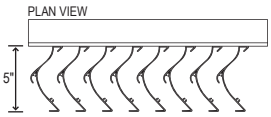

MODEL	DEPTH	BLADE ANGLE	BLADE	FREE AREA (%) (Sq. Ft.)
HJ-445	4"	45°	HORIZONTAL - INVERTED J	50.6% 8.1
HJ-645	6"	45°	HORIZONTAL - INVERTED J	50.0% 8.0
HT-401	4"	–	HORIZONTAL - AIRFOIL TUBE	60.0% 9.6
HZ-200	2.25"	45°	HORIZONTAL - CLADDING	19.4% 3.1
VT-250	2.5"	–	VERTICAL - CLADDING	24.4% 3.9
VT-654	4"	–	VERTICAL - CLADDING	21.0% 3.4
VV-400	4"	–	VERTICAL - V	38.8% 6.2
VV-500	5"	–	VERTICAL - V	53.8% 8.6

LIST™ (LOUVER INFORMATION AND SELECTION TOOL)

Pottorff's Louver Information and Selection Tool is a state-of-the-art computer based program that puts key information for louver selection at your fingertips. LIST™ allows engineers and architects to choose the right louver based on application and performance criteria.

POTTORFF® LIST
Louver Information and Selection Tool

www.pottorff.com/LIST

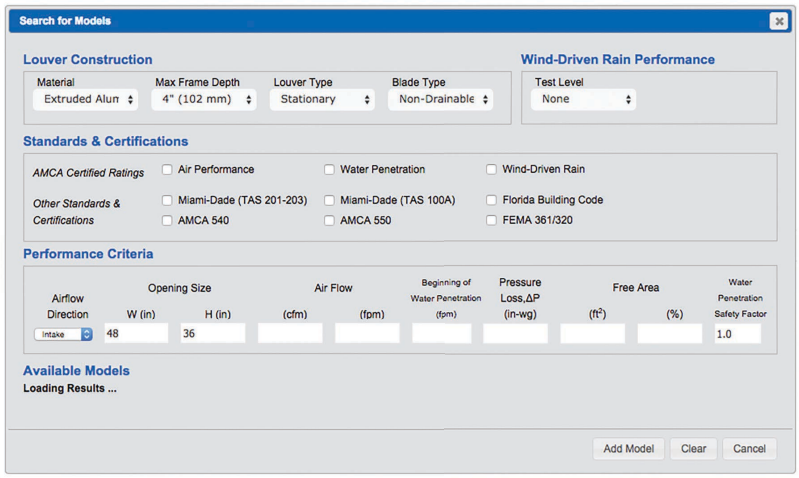

SELECT LOUVERS BASED ON:

- Material
- Louver Type
- Blade Type
- Airflow Velocities
- Airflow Direction
- Opening Size
- Pressure Loss
- Beginning Point of Water Penetration
- Free Area
- AMCA, FBC, Miami-Dade, and FEMA Certifications

LIST™ GIVES YOU THE ABILITY TO:

- View model, catalog pages and installation instructions
- Access REVIT models
- Drop louver selections into a schedule
- Automatically save your work when interruptions arise
- Create custom CSI formatted specifications

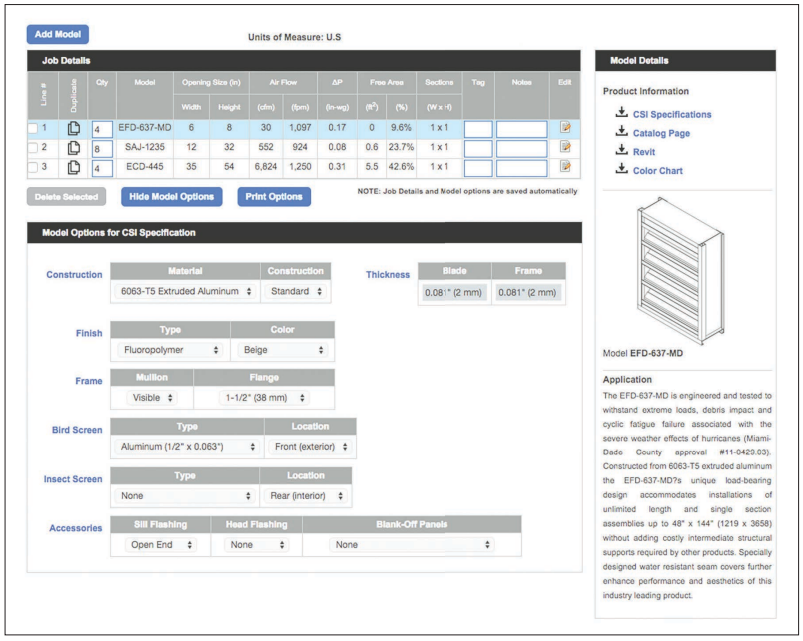

LOUVER OPTIONS

Pottorff offers a complete line of louver options. Whether your project requires special architectural shapes, security burglar bars, flange or frame options, we have the accessories you need. See the back cover for finish options.

LOUVER SHAPES

A	B	C	D	E	F	G	H	J	K	L	M
Trapezoid		Right Triangle		Triangle	Double Slope Top	Diamond	1/4 Round		Radius Top	Round	1/2 Round

OPTIONS

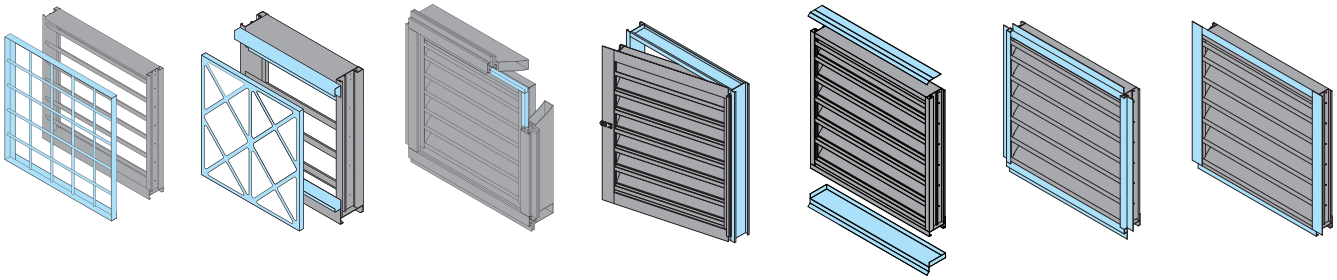

BURGLAR BARS | **FILTER RACK** | **GLAZING FRAME** | **LOUVER HINGE** | **SILL/HEAD FLASHING** | **STUCCO FLANGE** | **VARIABLE FLANGE**

BEST WARRANTY IN THE INDUSTRY

To reinforce our reputation for high quality products and dependable service, Pottorff offers an industry leading 5-year warranty on our entire line of louver products.

"By backing every product we ship with a 5-year warranty, we reinforce the depth of our commitment to providing customers quality products the first time and every time".

Pat Cockrum – President, Pottorff

Our superior performance paint systems are available in a wide range of colors and we can also custom color match to any of your specifications. Our expertise in applying architectural coatings assures you of a high quality finish. With our color options, you get the color you need when you need it!

PRODUCT FACTS

Finish Type	Description/Application	Color Selection	Warranty
Fluoropolymer; Decaflon or Newlar meet AAMA 2605. Dry film thickness 2 mil. equivalent to Kynar 500®/Hylar 5000®, Duranar®, Fluoropon®	Our premier finish for extruded aluminum. Tough, long lasting, environmentally friendly powder coating has superior color retention and abrasive properties. Resists chalking, fading, chemical abrasion and weathering.	Standard Colors: 20 standard colors plus Premium Pearl finishes. Custom colors are available. Consult factory.	10 Years (consult factory for availability of extended warranty up to 20 years).
Polyester Powder Coat meets AAMA 2604 dry film thickness 2 mil. equivalent to Baked Enamel.	Environmentally friendly powder coating has good color retention and abrasive properties. Resists chalking, fading, chemical abrasion and weathering.	20 standard colors for aluminum products and acoustical louvers, 18 colors for steel. Custom colors are available. Consult factory.	5 Years
Integral Color Anodize AA-M10C22A42 (>0.7 mil)	Electrochemically deposited inorganic color pigment which is sealed to convert an aluminum oxidation into a corrosion resistant finish. Some shade variation will occur.	Champagne; Light, Medium or Dark Bronze; Black	5 Years
Clear Anodize 215 R-1 AA-M10C22A41 (>0.7 mil)	Electrochemically oxidized aluminum surface for uniform clear finish. More resistant to natural oxidizing. Improved luster and less glossy than mill finish.	Clear	5 Years
Alkyd Prime Coat	Preparation for field applied epoxy, vinyl, urethane, or other heavy-duty coatings. Must be finished within 6 months of application. Contamination can occur in transit and in the field; requires field cleaning prior to painting.	N/A	N/A
Mill	Aluminum or Galvanized Steel. Normal weathering will occur.	N/A	N/A

POTTORFF®

5101 Blue Mound Road • Fort Worth, Texas 76106 • tel: 817-509-2300 • fax: 817-831-3110 • www.pottorff.com

Published – June 2019 Please refer to www.pottorff.com for most up-to-date information.