

# AXIAL FLOW FAN DIRECT DRIVEN

## Series TDA

### Construction

Double flanged casing is produced in mild steel or galvanised steel, available in short and long cased. The impeller having manually adjustable pitch blades is made of PPG, PAG or pressure-casted Aluminium.

### Finish

Painting or galvanised after manufacture are normal finishes on all parts.

### Operating Temperature

-20°C to +55°C

### Motors

Totally enclosed Class 'F' motor, to a min. IP54 protection are fitted as standard. Standard motor up to 2.2kW are usually supplied on DOL starting, motor 3.0kW and above are star/ delta starting.

### Airflow Direction

Air flowing from impeller to motor (B) is fitted as standard. Air flowing from motor to impeller (A) can be supplied on request.

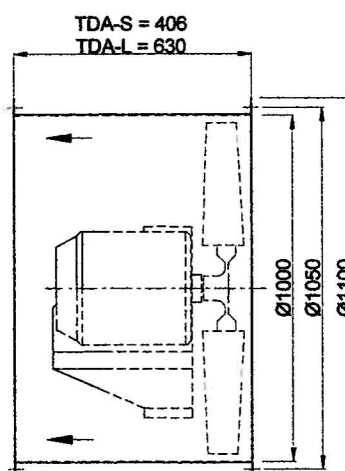
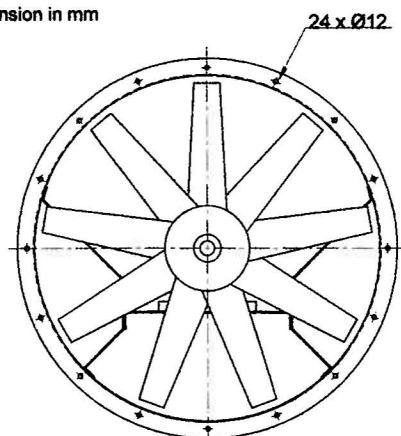


Kruger Ventilation Industries Asia Co., Ltd certifies that the TDA 1000 shown herein is licensed to bear the AMCA Seal. the ratings shown are based on tests and procedures performed in accordance with AMCA publication 211 and AMCA publication 311 and comply the requirements of the AMCA Certified Ratings Program.

MODEL: TDA-\_\_\_ 1000/14AA/12-12/\_\_\_/\_\_\_

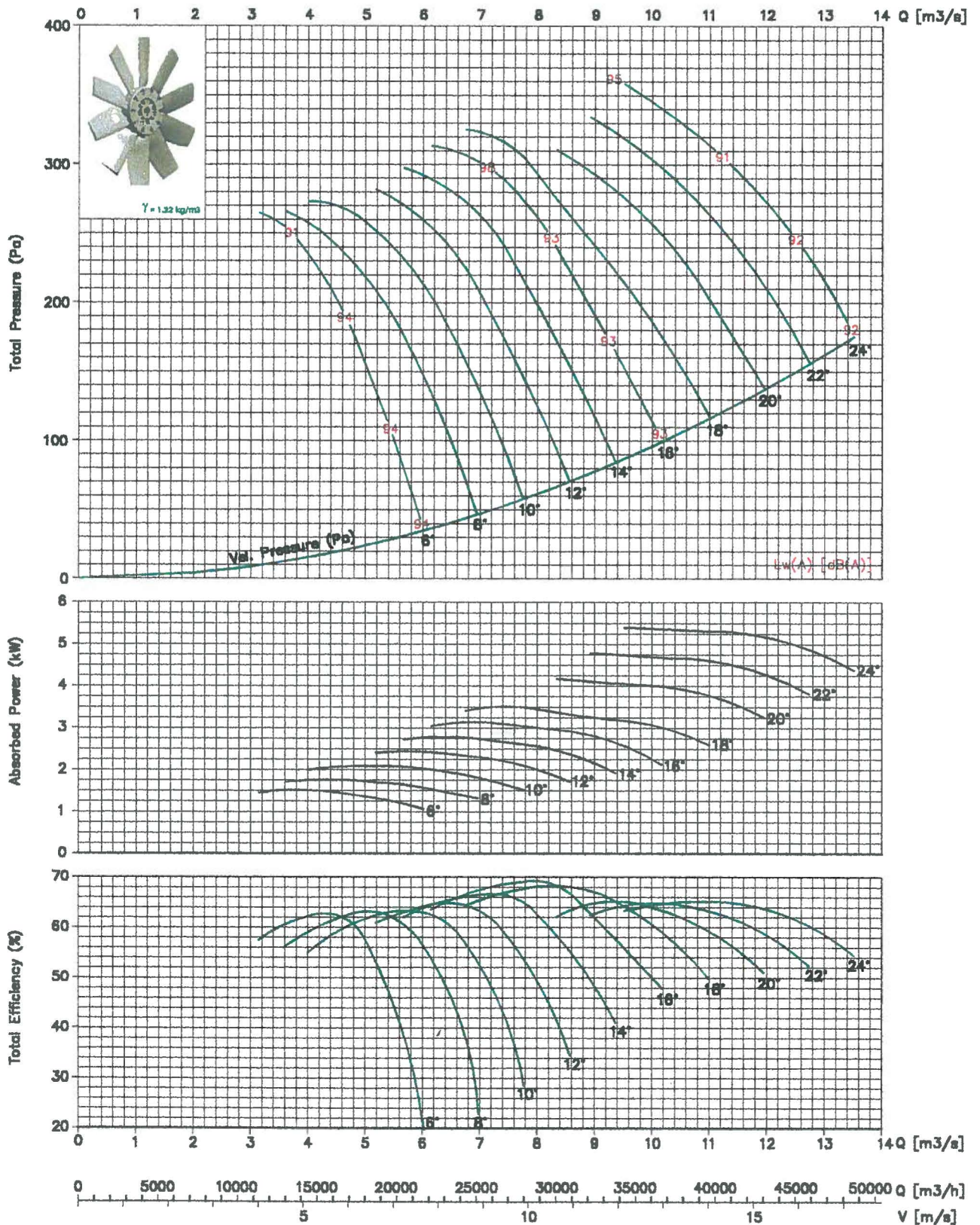
- Motor no. of pole – 4 or 6
- Motor Power kW
- Airflow direction – A or B
- Blade angle – 6°, 8°, 10°, 12°, 14°, 16°, 18°, 20°, 22°, 24°
- Type of casing construction – L or S

\* All Dimension in mm



# TDA 1000/ 14AA/ 12-12/ \_\_ / \_\_ 950rpm - 50Hz

KRUGER



- Performance shown is for installation type D - ducted inlet, ducted outlet. Performance ratings do not include the effects of appurtenances in the airstream.  
- The A-weighted sound ratings shown have been calculated per AMCA standard 301. Values shown are for inlet Lw(A) sound power level for installation type D - ducted inlet, ducted outlet, rating include the effect of duct end correction.



# AXIAL FLOW FAN DIRECT DRIVEN

## Series TDA

### Construction

Double flanged casing is produced in mild steel or galvanised steel, available in short and long cased. The impeller having manually adjustable pitch blades is made of PPG, PAG or pressure-casted Aluminium.

### Finish

Painting or galvanised after manufacture are normal finishes on all parts.

### Operating Temperature

-20°C to +55°C

### Motors

Totally enclosed Class 'F' motor, to a min. IP54 protection are fitted as standard. Standard motor up to 2.2kW are usually supplied on DOL starting, motor 3.0kW and above are star/ delta starting.

### Airflow Direction

Air flowing from impeller to motor (B) is fitted as standard. Air flowing from motor to impeller (A) can be supplied on request.



Kruger Ventilation Industries Asia Co., Ltd certifies that the TDA 900 shown herein is licensed to bear the AMCA Seal, the ratings shown are based on tests and procedures performed in accordance with AMCA publication 211 and AMCA publication 311 and comply the requirements of the AMCA Certified Ratings Program.

MODEL: TDA- 1000/14AA/12-12/ /

Motor no. of pole – 4 or 6

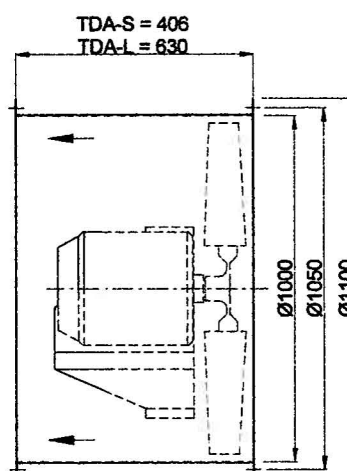
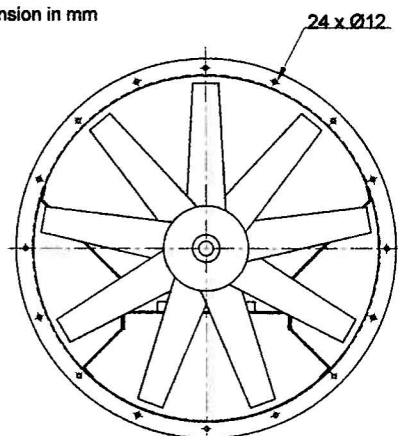
Motor Power kW

Airflow direction – A or B

Blade angle – 6°, 8°, 10°, 12°, 14°, 16°, 18°, 20°, 22°, 24°

Type of casing construction – L or S

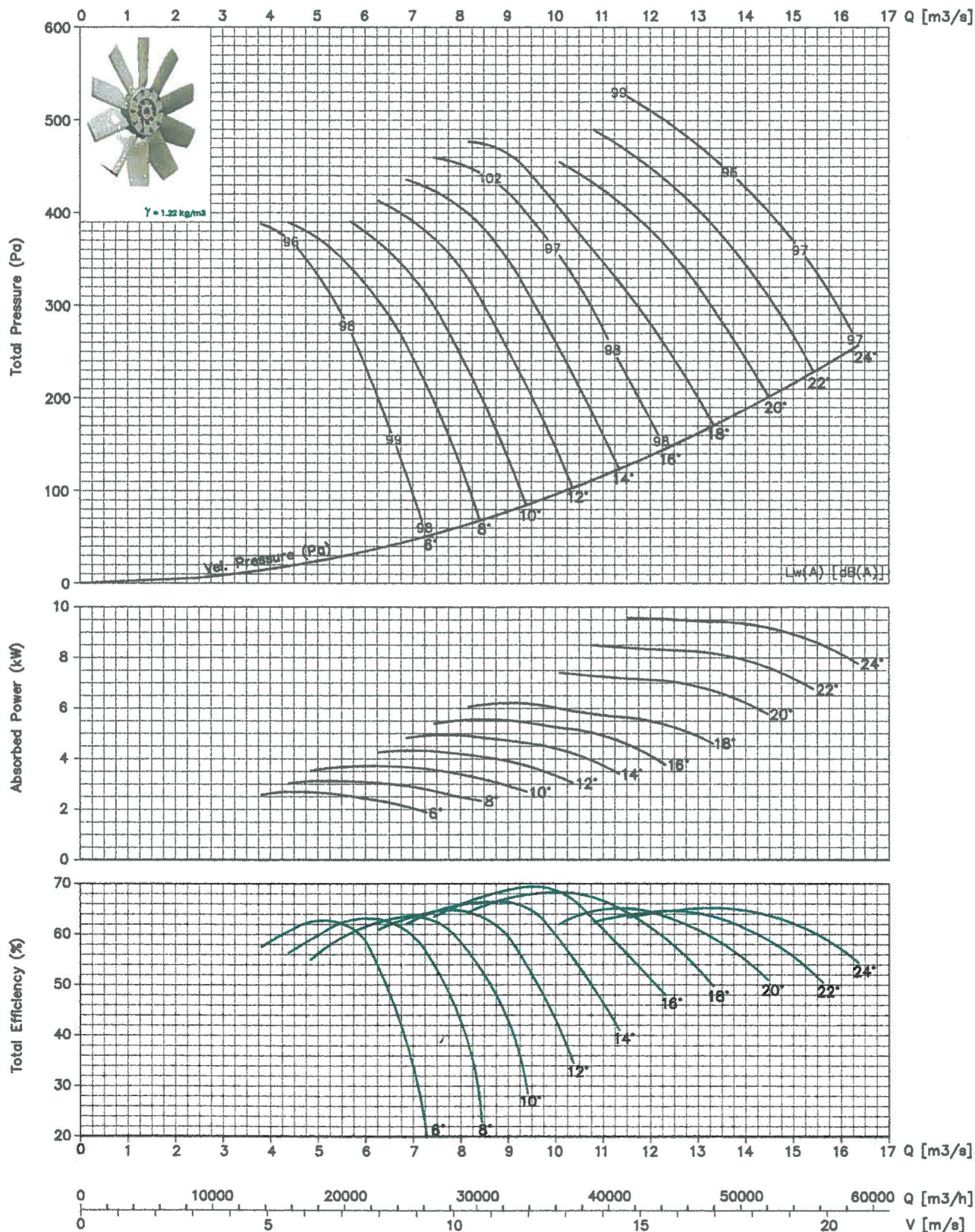
\* All Dimension in mm



# TDA 1000/ 14AA/ 12-12/ \_\_ / \_

## 1150rpm - 60Hz

KRUGER



- Performance shown is for installation type D - ducted inlet, ducted outlet. Performance ratings do not include the effects of appurtenances in the airstream.  
 - The A-weighted sound ratings shown have been calculated per AMCA standard 301. Values shown are for inlet  $L_{wi}(A)$  sound power level for installation type D - ducted inlet, ducted outlet, rating include the effect of duct end correction.



# AXIAL FLOW FAN DIRECT DRIVEN

## Series TDA

### Construction

Double flanged casing is produced in mild steel or galvanised steel, available in short and long cased. The impeller having manually adjustable pitch blades is made of PPG, PAG or pressure-casted Aluminium.

### Finish

Painting or galvanised after manufacture are normal finishes on all parts.

### Operating Temperature

-20°C to +55°C

### Motors

Totally enclosed Class 'F' motor, to a min. IP54 protection are fitted as standard. Standard motor up to 2.2kW are usually supplied on DOL starting, motor 3.0kW and above are star/ delta starting.

### Airflow Direction

Air flowing from impeller to motor (B) is fitted as standard. Air flowing from motor to impeller (A) can be supplied on request.



Kruger Ventilation Industries Asia Co., Ltd certifies that the TDA 1000 shown herein is licensed to bear the AMCA Seal, the ratings shown are based on tests and procedures performed in accordance with AMCA publication 211 and AMCA publication 311 and comply the requirements of the AMCA Certified Ratings Program.

MODEL: TDA-\_\_ 1000/14AA/12-12/\_\_/ /

Motor no. of pole – 4 or 6

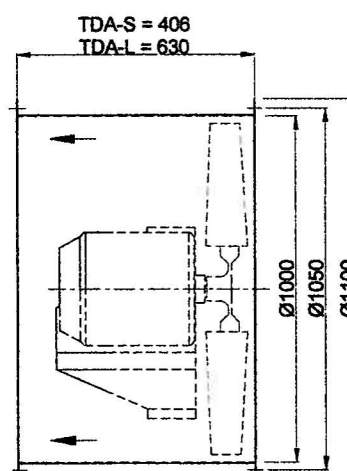
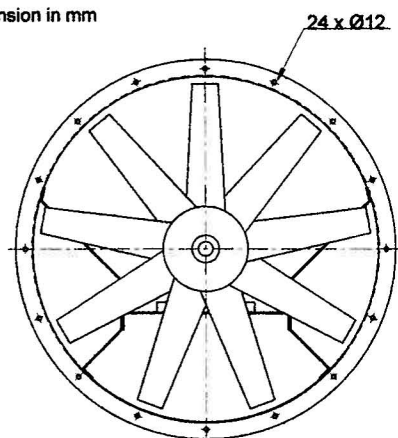
Motor Power kW

Airflow direction – A or B

Blade angle – 6°, 8°, 10°, 12°, 14°, 16°, 18°, 20°, 22°, 24°

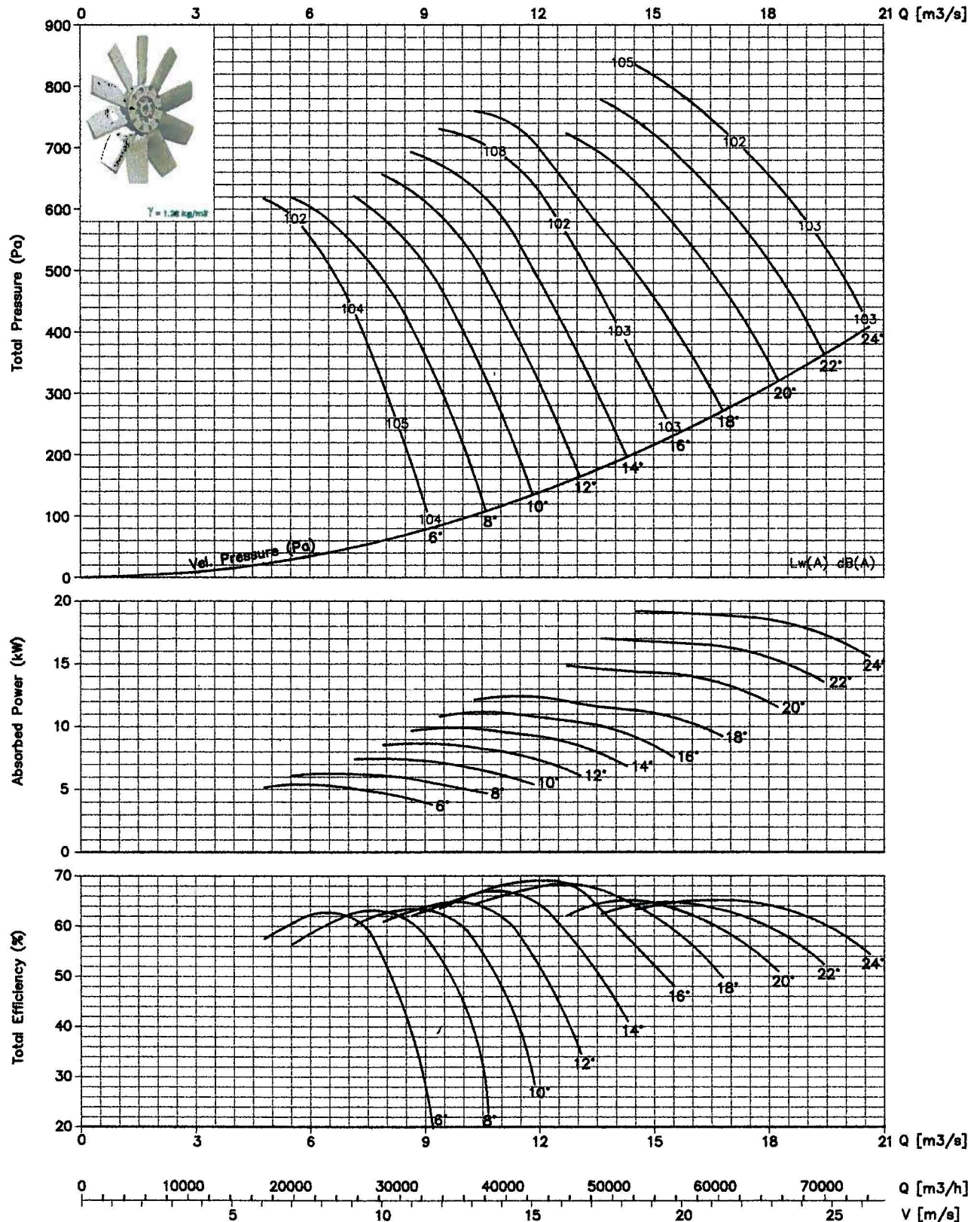
Type of casing construction – L or S

\* All Dimension in mm



# TDA 1000/ 14AA/ 12-12/ \_ \_ / \_ 1450rpm - 50Hz

KRUGER



- Performance shown is for installation type D - ducted inlet, ducted outlet. Performance ratings do not include the effects of appurtenances in the airstream  
 - The A-weighted sound ratings shown have been calculated per AMCA standard 301. Values shown are for inlet Lw(A) sound power level for installation type D - ducted inlet, ducted outlet, rating include the effect of duct end correction.



# AXIAL FLOW FAN DIRECT DRIVEN

## Series TDA

### Construction

Double flanged casing is produced in mild steel or galvanised steel, available in short and long cased. The impeller having manually adjustable pitch blades is made of PPG, PAG or pressure-casted Aluminium.

### Finish

Painting or galvanised after manufacture are normal finishes on all parts.

### Operating Temperature

-20°C to +55°C

### Motors

Totally enclosed Class 'F' motor, to a min. IP54 protection are fitted as standard. Standard motor up to 2.2kW are usually supplied on DOL starting, motor 3.0kW and above are star/ delta starting.

### Airflow Direction

Air flowing from impeller to motor (B) is fitted as standard. Air flowing from motor to impeller (A) can be supplied on request.



Kruger Ventilation Industries Asia Co., Ltd certifies that the TDA 1000 shown herein is licensed to bear the AMCA Seal, the ratings shown are based on tests and procedures performed in accordance with AMCA publication 211 and AMCA publication 311 and comply the requirements of the AMCA Certified Ratings Program.

MODEL: TDA-\_\_ 1000/14AA/12-12/\_\_/ /

Motor no. of pole – 4 or 6

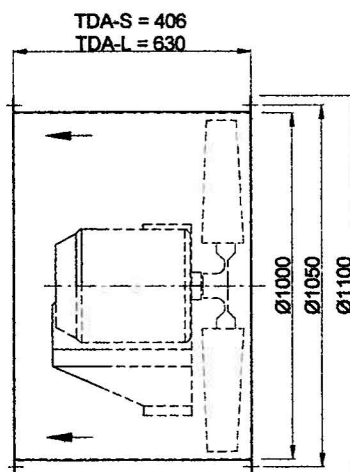
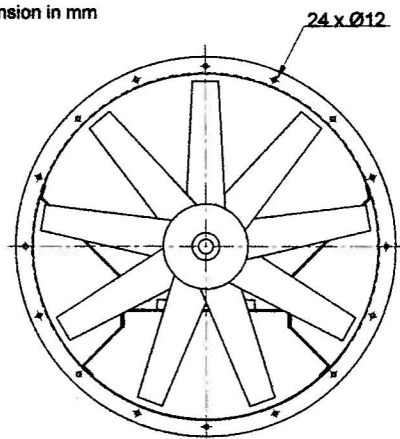
Motor Power kW

Airflow direction – A or B

Blade angle – 6°, 8°, 10°, 12°, 14°, 16°, 18°, 20°, 22°, 24°

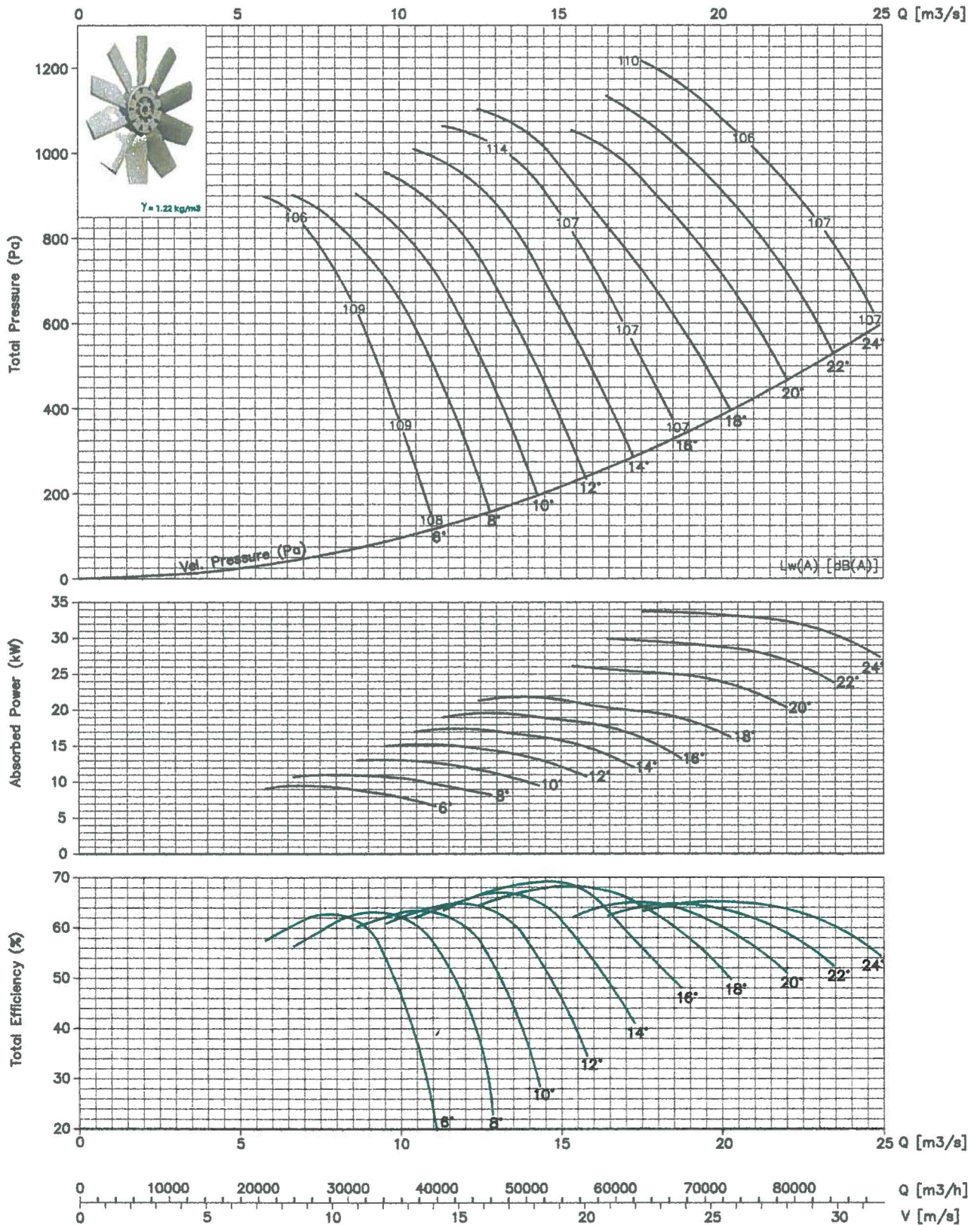
Type of casing construction – L or S

\* All Dimension in mm



# TDA 1000/ 14AA/ 12-12/ \_ \_ / \_ 1750rpm - 60Hz

KRUGER



- Performance shown is for installation type D - ducted inlet, ducted outlet. Performance ratings do not include the effects of appurtenances in the airstream.  
- The A-weighted sound ratings shown have been calculated per AMCA standard 301. Values shown are for inlet Lw(A) sound power level for installation type D - ducted inlet, ducted outlet, rating include the effect of duct end correction.