MET PRO CORPORATION **Duall Division**

BULLETIN R2B2NH

Corrosion Resistant Fans

CENTRIFUGAL

R2B2 AND NH TYPE



Duall Corrosion Resistant Thermoplastic and Fiberglass Fans

Centrifugal Type R2B2 and NH to Over 80,000 CFM

- Class II Construction Standard
- Class III and IV Optional
- Corrosion Resistant
- Low Maintenance
- Low Operating Costs
- Broad Performance Range
- Quiet Operation
- Quick, Easy Installation

R2B2 and NH exhaust fans have an FRP encapsulated steel, Class II impeller. The encapsulation provides 25 mils of corrosion resistance, spark tested for integrity. Among the other fine features included are:

- Heavy angle iron bracing
- Vinyl urethane coated heavy duty steel frames
- Over-capacity shaft and bearings
- Formed venturi inlets for high efficiency
- Operating temperatures up to 170° F
- Sound power data available

R2B2, and NH exhaust fans are completely corrosion resistant inside and out and carry a one year replacement guarantee against failure due to corrosion.

Duall Type, R2B2 Exhaust Fans are of centrifugal design with paddle wheel type impeller. Housings are all vacuum formed of heavy gauge, high impact PVC, FRP, polypropylene or DUALLast™ (a laminate of polypropylene or PVC and FRP). Each R2B2 fan is complete with motor, belt drive, drain and OSHA approved belt and shaft guards. The R2B2 fan has a operational range from 200 to 2600 CFM to 14" static pressure.

Duall Type NH Exhaust Fans are of centrifugal design with backward inclined impeller. Each Type NH fan is complete with motor, belt drive, drain, OSHA approved belt and shaft guards, flanged inlet and outlet and clean out door. The NH fan has a operational range from 1000 to over 80,000 CFM to 14" SP.

amca CERTIFIED RATINGS
AIR PERFORMANCE
AIR MOVEMENT AND CONTROL ASSOCIATION INTERNATIONAL, INC.

Duall Division Met-Pro Corporation, certifies that the R2B2 & NH type exhaust fans shown herein are licensed to bear the AMCA Seal. The ratings shown are based on tests and procedures performed in accordance with AMCA Publication 211 and comply with the requirements of the AMCA Certified Ratings Program.

Type R2B2 Centrifugal Fan
300 to 2600 CFM

Type NH Centrifugal Fan
1000 to 80,000 CFM

R2B2 Series

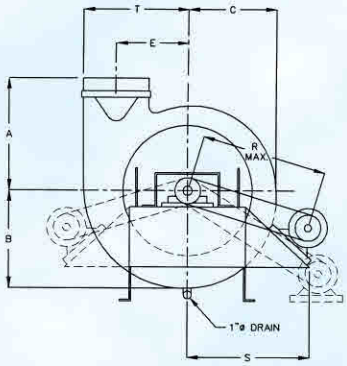

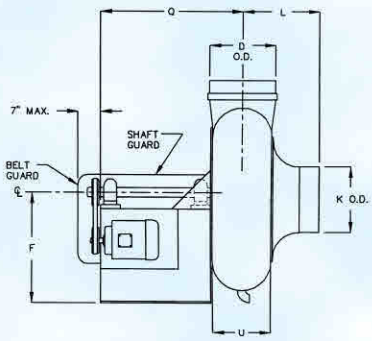

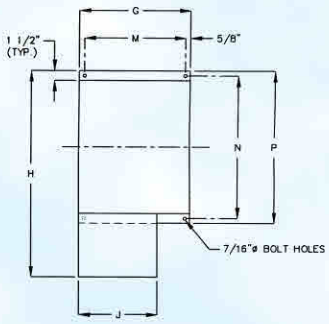

FAN SIZE	A	B	C	D OD	E	F	G	H	J	K OD	L	M	N	P	Q	RMAX	S	T	U	SHAFT DIA.	*AFWWM	*LMTFA9
#6	10-1/2	9-1/32	8-15/16	6	6-3/4	11	14	22	10	6	7-5/8	12-3/4	13-3/4	15	16-3/4	18-1/2	14-1/2	9-3/4	5-1/4	1-3/16	212	3 H.P.
#8	14-1/4	11-31/32	10-15/16	8	8-1/2	14	16	24-15/16	11	8	9-9/16	14-3/4	16	17-1/4	19-11/16	23-1/2	16-5/16	12-1/2	7-1/8	1-3/16	252	5 H.P.
#10	17-1/4	14-15/16	13-5/8	10	10-1/2	17	17	29-1/8	12	10	11-1/8	15-3/4	19-1/2	20-3/4	21-1/4	26	18-3/4	15-1/2	8-1/4	1-7/16	292	7.5 H.P.

NOTES:

** AFWWM = Approximate Fan Weight w/ Largest Arr. #9 Motor.*

*** LMTFA9 = Largest Motor to Fit Arr. #9 Position.*

Based on single speed TEFC T-Frame motors. If there is any concern about motor location, contact Duall Engineering Department for proper location of motor and fan footprint Information.

NH Series

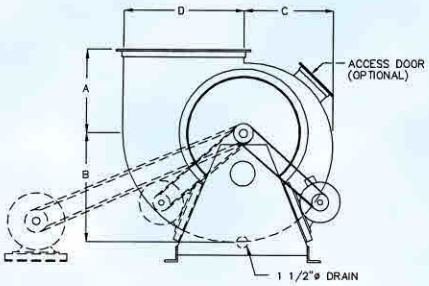

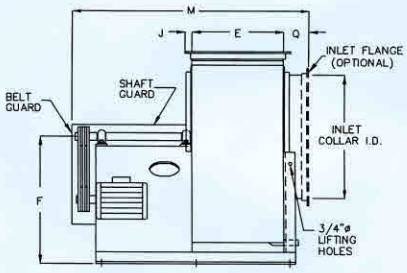

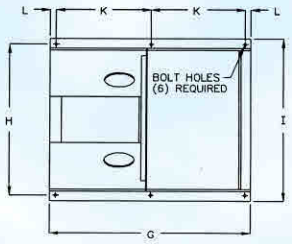

NOTES:
Standard materials are PVC, FRP, PP, & PVC/FRP

DIMENSIONS IN INCHES

FAN NO.	A	B	C	D ID	E ID	F	G	H	I	J	K	L	M	INLET ID	Q	SHAFT DIA.	BOLT HOLES DIA.	* AFWWM	** LMTFA9
24-1/2	14-3/16	11-5/16	9-3/4	12-3/4	9-3/4	17-3/4	26-1/16	20	21-1/4	2	12-13/32	5/8	33-5/8	13-1/4	6	1-3/16	1/2	310	5 H.P.
27	14-3/4	12-3/8	10-5/8	14	10-3/4	19	27-1/16	21	22-1/4	2	12-29/32	5/8	34-5/8	14-1/4	6	1-3/16	1/2	330	5 H.P.
30	15-9/16	13-11/16	11-11/16	15-5/8	11-3/4	20-3/8	35	22-3/4	24	2	16-7/8	5/8	43	15-1/2	6	1-7/16	1/2	410	10 H.P.
33	16-3/16	14-15/16	12-5/8	17-1/8	13-1/8	22-1/8	38-7/8	24-1/8	25-3/8	2	18-13/16	5/8	43-5/16	17-3/8	6	1-7/16	1/2	510	10 H.P.
36-1/2	17-3/8	16-5/8	14	19	14-1/2	24	39-3/4	25-3/4	27	2	19-1/4	5/8	48-1/8	19-1/4	6	1-7/16	1/2	640	20 H.P.
40	18-1/2	18-3/16	15-3/8	20-7/8	15-7/8	25-7/8	43-1/8	28-3/4	30	2	20-15/16	5/8	51-3/16	21	6	1-11/16	1/2	840	30 H.P.
44-1/2	19-13/16	20-9/16	17-1/8	23-1/4	17-5/8	28-1/4	45	32-1/4	33-1/2	2	21-7/8	5/8	52	23-5/8	6	1-11/16	1/2	865	30 H.P.
49	21-1/8	22-1/4	18-13/16	25-1/2	19-1/2	30-1/2	47-1/2	34-3/8	35-5/8	2	23-1/8	5/8	55-9/16	26	6	1-15/16	1/2	925	30 H.P.
54	22-11/16	24-9/16	20-3/4	28-1/8	21-1/2	33-1/8	49-1/2	37-3/8	38-3/4	2	23-7/8	7/8	57-13/16	29	6	1-15/16	1/2	1,045	30 H.P.
60	24-9/16	27-5/16	23	31-1/4	23-3/4	36-1/4	51-7/8	40-3/4	42-1/2	2	25-1/16	7/8	60-9/16	32	6	2-3/16	1/2	1,155	30 H.P.
66	26-3/8	30	25-5/16	34-3/8	26-1/4	39-3/8	55-1/2	45-1/4	47	2	26-7/8	7/8	63-13/16	34-1/2	6	2-7/16	5/8	1,345	30 H.P.
73	28-5/8	33-3/16	28	38	29	43	59-1/4	49-1/4	51	2	28-3/4	7/8	66-11/16	38-1/2	6	2-7/16	5/8	1,630	30 H.P.
80-1/2	30-15/16	36-9/16	30-7/8	42	32	47	63	54-1/4	56	2	30-5/8	7/8	72	42-1/4	8	2-11/16	5/8	1,950	40 H.P.
89	33-3/16	40-1/2	34-5/32	46-1/2	35-3/8	51-1/2	66-7/8	59-1/4	61	2	32-9/16	7/8	76-9/16	46-1/4	8	2-15/16	5/8	2,200	40 H.P.
98	36-11/16	44-9/16	37-5/8	51-1/8	39	56-1/8	77-1/2	65-1/4	67	2	37-7/8	7/8	81-3/16	51-1/4	8	3-3/16	5/8	2,620	40 H.P.
108-1/2	39-3/4	49-5/16	41-5/8	56-1/2	43-1/8	61-1/2	81-1/2	70-1/4	72	2	39-7/8	7/8	91-13/16	56	8	3-7/16	5/8	2,755	40 H.P.
120	43-7/16	54-9/16	46-1/16	62-1/2	47-3/4	67-1/2	86	76-1/4	78	2	42-1/8	7/8	98-3/8	62	8	3-15/16	5/8	3,310	40 H.P.

NOTES:

** AFWWM = Approximate Fan Weight w/ Largest Arr. #9 Motor.*

*** LMTFA9 = Largest Motor to Fit Arr. #9 Position.*

Based on single speed TEFC T-Frame motors. If there is any concern about motor location, contact Duall Engineering Department for proper location of motor and fan footprint Information.

Type R2B2 Fans

R2B2 SIZE 6

Maximum RPM for Arrangements 1 and 9 = 5450 • Tip Speed = RPM x 2.749 • Wheel Dia. = 10-1/2" • Inlet and Outlet Area = 0.193 Sq. Ft.

S.P.		1.00		2.00		3.00		4.00		5.00		6.00		7.00		8.00		9.00		10.00		11.00		12.00		13.00		14.00	
CFM	OV	RPM	BHP	RPM	BHP	RPM	BHP	RPM	BHP	RPM	BHP	RPM	BHP	RPM	BHP	RPM	BHP	RPM	BHP	RPM	BHP	RPM	BHP	RPM	BHP	RPM	BHP	RPM	BHP
200	1036	1371	0.08	1851	0.17	2241	0.28	2572	0.41	2863	0.54	3126	0.69	3369	0.84	3600	1.01	3818	1.19	4024	1.37	4219	1.56	4406	1.76	4586	1.97	4759	2.19
250	1295	1437	0.11	1902	0.21	2272	0.32	2598	0.45	2889	0.60	3152	0.75	3394	0.92	3620	1.09	3832	1.27	4032	1.46	4222	1.66	4409	1.86	4589	2.08	4762	2.30
300	1554	1514	0.13	1960	0.25	2323	0.37	2635	0.51	2915	0.66	3178	0.82	3421	1.00	3646	1.18	3858	1.37	4058	1.57	4248	1.78	4430	1.99	4605	2.21	4773	2.43
350	1813	1599	0.17	2027	0.30	2379	0.43	2686	0.58	2961	0.74	3210	0.90	3447	1.08	3672	1.27	3884	1.48	4084	1.68	4274	1.90	4456	2.12	4631	2.35	4799	2.59
400	2073	1694	0.21	2104	0.35	2441	0.50	2742	0.66	3012	0.83	3261	1.00	3489	1.19	3702	1.37	3910	1.58	4110	1.80	4301	2.03	4482	2.26	4657	2.50	4825	2.74
450	2332	1797	0.27	2182	0.41	2515	0.58	2804	0.75	3069	0.93	3312	1.11	3540	1.31	3753	1.51	3953	1.72	4142	1.93	4327	2.16	4509	2.40	4683	2.65	4851	2.91
500	2591	1906	0.33	2270	0.49	2592	0.66	2874	0.85	3131	1.04	3371	1.24	3592	1.44	3804	1.65	4004	1.88	4193	2.10	4372	2.33	4544	2.56	4710	2.80	4877	3.07
550	2850	2021	0.41	2365	0.58	2671	0.76	2951	0.96	3200	1.16	3433	1.38	3653	1.59	3859	1.81	4055	2.04	4244	2.28	4424	2.52	4595	2.77	4760	3.02	4919	3.28
600	3109	2143	0.50	2464	0.68	2758	0.87	3029	1.08	3276	1.30	3502	1.52	3715	1.75	3920	1.99	4113	2.22	4296	2.47	4475	2.72	4647	2.99	4811	3.25	4970	3.52
650	3368	2267	0.60	2571	0.79	2852	1.00	3108	1.20	3354	1.44	3578	1.68	3785	1.92	3982	2.17	4175	2.43	4357	2.68	4531	2.94	4698	3.21	4863	3.49	5021	3.77
700	3627	2394	0.72	2680	0.92	2948	1.14	3198	1.36	3432	1.60	3655	1.85	3861	2.11	4055	2.37	4237	2.64	4419	2.91	4593	3.19	4759	3.46	4918	3.74	5073	4.03
750	3886	2522	0.85	2791	1.07	3050	1.29	3292	1.53	3515	1.77	3733	2.03	3939	2.31	4131	2.59	4312	2.87	4484	3.15	4654	3.44	4820	3.73	4979	4.03	5132	4.33
800	4145	2652	1.00	2912	1.23	3157	1.47	3388	1.72	3608	1.97	3813	2.23	4017	2.52	4208	2.81	4388	3.11	4559	3.41	4723	3.71	4882	4.01	5041	4.33	5194	4.64
850	4404	2783	1.16	3034	1.41	3266	1.66	3488	1.92	3702	2.19	3903	2.46	4096	2.74	4286	3.05	4465	3.36	4636	3.68	4799	4.00	4955	4.32	5105	4.64	5256	4.97
900	4663	2917	1.35	3158	1.61	3377	1.88	3595	2.15	3798	2.42	3997	2.71	4182	3.00	4365	3.31	4543	3.63	4713	3.97	4875	4.30	5031	4.63	5180	4.97	5325	5.31
950	4922	3052	1.55	3284	1.84	3494	2.11	3703	2.40	3899	2.68	4092	2.98	4275	3.28	4448	3.58	4622	3.92	4791	4.26	4953	4.62	5107	4.96	5256	5.32	5400	5.67
1000	5181	3189	1.78	3411	2.08	3615	2.37	3812	2.66	4006	2.97	4188	3.27	4370	3.59	4541	3.91	4704	4.22	4870	4.58	5031	4.95	5185	5.31	5333	5.68	-	-
1050	5440	3326	2.03	3539	2.34	3738	2.65	3923	2.95	4113	3.27	4291	3.59	4466	3.92	4635	4.25	4797	4.58	4951	4.91	5110	5.29	5263	5.68	5411	6.06	-	-
1100	5699	3463	2.30	3668	2.63	3863	2.95	4042	3.27	4223	3.60	4398	3.93	4563	4.26	4731	4.62	4891	4.97	5044	5.31	5190	5.66	5342	6.06	-	-	-	-
1150	5959	3602	2.59	3799	2.94	3988	3.28	4163	3.61	4333	3.95	4506	4.30	4669	4.65	4827	5.00	4986	5.37	5137	5.73	5283	6.10	5423	6.46	-	-	-	-
1200	6218	3741	2.91	3930	3.28	4115	3.63	4286	3.98	4447	4.33	4615	4.69	4776	5.06	4929	5.42	5082	5.79	5232	6.17	5377	6.56	-	-	-	-	-	-

R2B2 SIZE 8

Maximum RPM for Arrangements 1 and 9 = 4100 • Tip Speed = RPM x 3.665 • Wheel Dia. = 14" • Inlet and Outlet Area = 0.349 Sq. Ft.

S.P.		1.00		2.00		3.00		4.00		5.00		6.00		7.00		8.00		9.00		10.00		11.00		12.00		13.00		14.00	
CFM	OV	RPM	BHP	RPM	BHP	RPM	BHP	RPM	BHP	RPM	BHP	RPM	BHP	RPM	BHP	RPM	BHP	RPM	BHP	RPM	BHP	RPM	BHP	RPM	BHP	RPM	BHP	RPM	BHP
400	1146	1051	0.17	1407	0.34	1690	0.53	1938	0.76	2157	1.01	2354	1.28	2536	1.56	2705	1.86	2864	2.17	3019	2.51	3166	2.86	3306	3.23	3440	3.60	3570	3.99
500	1433	1114	0.22	1453	0.41	1728	0.63	1962	0.86	2179	1.13	2376	1.42	2558	1.72	2727	2.04	2886	2.37	3036	2.72	3179	3.08	3315	3.45	3446	3.83	3573	4.22
600	1719	1181	0.28	1506	0.50	1773	0.74	2005	1.00	2211	1.27	2399	1.56	2580	1.88	2749	2.22	2908	2.58	3058	2.94	3201	3.32	3337	3.71	3468	4.12	3594	4.53
700	2006	1261	0.37	1570	0.61	1825	0.88	2051	1.15	2254	1.45	2440	1.76	2612	2.08	2772	2.41	2930	2.78	3080	3.17	3223	3.57	3359	3.98	3490	4.41	3616	4.84
800	2292	1348	0.48	1637	0.73	1886	1.03	2103	1.33	2302	1.65	2484	1.98	2655	2.33	2815	2.69	2964	3.05	3106	3.43	3245	3.83	3381	4.26	3512	4.71	3638	5.16
900	2579	1440	0.61	1711	0.89	1951	1.20	2163	1.53	2354	1.88	2534	2.23	2700	2.59	2858	2.97	3008	3.37	3149	3.77	3284	4.18	3413	4.60	3537	5.03	3660	5.49
1000	2865	1538	0.76	1792	1.07	2018	1.39	2228	1.76	2414	2.13	2586	2.51	2751	2.90	2906	3.30	3051	3.70	3193	4.13	3327	4.57	3456	5.02	3579	5.47	3698	5.93
1100	3152	1642	0.95	1878	1.28	2094	1.62	2294	2.00	2479	2.40	2648	2.81	2804	3.23	2957	3.65	3102	4.09	3239	4.53	3371	4.98	3499	5.45	3623	5.94	3741	6.42
1200	3438	1748	1.17	1969	1.52	2174	1.89	2363	2.27	2545	2.70	2712	3.14	2867	3.58	3013	4.04	3154	4.50	3291	4.97	3421	5.44	3546	5.93	3666	6.41	3785	6.93
1300	3725	1855	1.42	2062	1.80	2258	2.19	2442	2.60	2612	3.02	2778	3.49	2932	3.97	3076	4.45	3213	4.94	3343	5.44	3473	5.94	3598	6.46	3717	6.97	3832	7.49
1400	4011	1964	1.70	2161	2.11	2348	2.53	2523	2.97	2688	3.41	2845	3.88	2998	4.39	3141	4.90	3277	5.42	3405	5.94	3528	6.47	3650	7.01	3769	7.56	3884	8.11
1500	4298	2074	2.03	2264	2.47	2439	2.91	2606	3.37	2768	3.84	2918	4.32	3064	4.82	3207	5.37	3342	5.93	3470	6.48	3592	7.04	3709	7.60	3822	8.17	3936	8.75
1600	4585	2188	2.40	2369	2.87	2532	3.33	2696	3.82	2849	4.31	2997	4.82	3136	5.32	3274	5.88	3407	6.46	3535	7.05	3656	7.64	3773	8.24	3885	8.83	3993	9.43
1700	4871	2302	2.81	2475	3.32	2631	3.80	2787	4.32	2934	4.83	3078	5.37	3215	5.90	3345	6.44	3474	7.03	3601	7.65	3722	8.28	3838	8.90	3949	9.53	4057	10.16
1800	5158	2417	3.27	2582	3.81	2734	4.33	2880	4.86	3024	5.41	3159	5.95	3295	6.52	3423	7.09	3545	7.66	3668	8.29	3788	8.94	3903	9.60	4014	10.26	-	-
1900	5444	2533	3.78	2690	4.35	2839	4.91	2974	5.45	3116	6.03	3248	6.60	3376	7.19	3503	7.79	3624	8.40	3739	9.00	3855	9.65	3970	10.34	4080	11.03	-	-

All capacities based on Standard Air (Density .075 #/cu. ft. — 70°F —29.92" Hg. Bar). Performance shown is for R2B2 exhaust fans for installation type B-free inlet, ducted outlet.
Power rating (BHP) does not include drive losses. Performance ratings do not include the effects of appurtenances in the airstream.
Note: Dash (-) = Exceeds Maximum RPM; Asterisk (*) = Unstable Operating Range

Type R2B2 Fans

R2B2 SIZE 10

Maximum RPM for Arrangements 1 and 9 = 3600 • Tip speed = RPM x 4.58 • Wheel Dia. = 17-1/2" • Inlet and Outlet Area = 0.545 Sq. Ft.

S.P.		1.00		2.00		3.00		4.00		5.00		6.00		7.00		8.00		9.00		10.00		11.00		12.00		13.00		14.00	
CFM	OV	RPM	BHP	RPM	BHP	RPM	BHP	RPM	BHP	RPM	BHP	RPM	BHP	RPM	BHP	RPM	BHP	RPM	BHP	RPM	BHP	RPM	BHP	RPM	BHP	RPM	BHP	RPM	BHP
600	1101	834	0.25	1120	0.51	1349	0.81	1548	1.17	1723	1.56	1881	1.97	2026	2.40	2161	2.86	2291	3.36	2415	3.88	2532	4.43	2644	4.99	2752	5.57	2856	6.18
700	1284	864	0.30	1142	0.58	1364	0.89	1559	1.26	1734	1.67	1892	2.10	2037	2.56	2172	3.04	2299	3.54	2420	4.07	2534	4.61	2646	5.19	2753	5.79	2857	6.41
800	1468	897	0.35	1167	0.66	1386	1.00	1573	1.37	1745	1.78	1903	2.24	2048	2.72	2184	3.22	2311	3.75	2431	4.29	2545	4.85	2654	5.43	2759	6.04	2860	6.65
900	1651	931	0.42	1194	0.75	1409	1.11	1595	1.50	1760	1.92	1914	2.38	2060	2.88	2195	3.40	2322	3.95	2442	4.51	2556	5.10	2665	5.70	2770	6.32	2871	6.96
1000	1835	970	0.49	1225	0.85	1435	1.24	1618	1.65	1782	2.09	1932	2.55	2071	3.04	2206	3.59	2333	4.15	2453	4.74	2568	5.35	2677	5.97	2781	6.61	2882	7.27
1100	2018	1011	0.58	1258	0.96	1461	1.38	1642	1.81	1805	2.27	1954	2.76	2091	3.27	2219	3.79	2345	4.37	2465	4.97	2579	5.60	2688	6.24	2793	6.91	2893	7.58
1200	2202	1055	0.69	1292	1.08	1492	1.53	1669	1.99	1828	2.47	1976	2.98	2113	3.51	2240	4.05	2360	4.61	2476	5.21	2590	5.85	2699	6.52	2804	7.21	2905	7.91
1300	2385	1101	0.81	1326	1.21	1525	1.69	1696	2.18	1855	2.69	1999	3.21	2135	3.76	2263	4.34	2382	4.92	2496	5.53	2604	6.14	2711	6.81	2815	7.51	2916	8.23
1400	2569	1149	0.94	1367	1.38	1559	1.86	1728	2.38	1881	2.92	2025	3.47	2158	4.03	2285	4.63	2405	5.25	2518	5.87	2626	6.51	2729	7.17	2828	7.83	2927	8.56
1500	2752	1198	1.09	1407	1.55	1593	2.05	1761	2.60	1911	3.16	2052	3.74	2184	4.33	2308	4.93	2427	5.57	2540	6.23	2648	6.90	2751	7.58	2850	8.27	2945	8.97
1600	2936	1250	1.26	1449	1.74	1628	2.25	1795	2.83	1944	3.42	2079	4.02	2211	4.65	2334	5.28	2450	5.92	2562	6.59	2670	7.29	2773	8.00	2872	8.72	2967	9.45
1700	3119	1303	1.45	1493	1.95	1668	2.49	1828	3.07	1977	3.70	2112	4.33	2238	4.98	2361	5.64	2477	6.31	2586	6.99	2692	7.70	2795	8.43	2894	9.18	2989	9.94
1800	3303	1357	1.65	1540	2.19	1709	2.75	1863	3.33	2010	3.99	2145	4.66	2269	5.33	2388	6.02	2503	6.72	2613	7.43	2717	8.15	2818	8.89	2916	9.66	3011	10.44
1900	3486	1412	1.88	1587	2.44	1750	3.02	1901	3.63	2044	4.29	2178	4.99	2302	5.70	2418	6.41	2530	7.14	2639	7.88	2744	8.63	2843	9.38	2939	10.15	3033	10.96
2000	3670	1467	2.13	1634	2.71	1792	3.32	1941	3.96	2078	4.61	2212	5.35	2335	6.08	2451	6.83	2560	7.58	2666	8.34	2770	9.13	2870	9.92	2965	10.71	3057	11.51
2100	3853	1522	2.40	1683	3.01	1838	3.65	1982	4.31	2115	4.97	2246	5.72	2368	6.48	2484	7.26	2592	8.04	2696	8.84	2797	9.64	2896	10.46	2992	11.29	3084	12.13
2200	4037	1578	2.70	1735	3.34	1884	4.00	2023	4.68	2155	5.37	2280	6.10	2402	6.90	2517	7.71	2625	8.52	2728	9.35	2826	10.17	2923	11.02	3018	11.88	3110	12.74
2300	4220	1635	3.02	1788	3.70	1931	4.38	2065	5.07	2196	5.81	2317	6.53	2436	7.34	2551	8.19	2659	9.03	2761	9.88	2859	10.74	2953	11.61	3045	12.49	3137	13.39
2400	4404	1692	3.37	1841	4.07	1978	4.78	2110	5.50	2237	6.26	2357	7.02	2471	7.80	2585	8.68	2692	9.55	2794	10.44	2892	11.33	2985	12.22	3075	13.13	3164	14.05
2500	4587	1750	3.74	1895	4.48	2026	5.21	2157	5.97	2279	6.74	2398	7.53	2509	8.32	2619	9.18	2726	10.10	2828	11.02	2925	11.94	3018	12.86	3108	13.80	3195	14.75
2600	4771	1808	4.15	1949	4.92	2076	5.67	2203	6.46	2321	7.24	2439	8.07	2549	8.89	2653	9.71	2760	10.66	2861	11.60	2958	12.56	3051	13.52	3141	14.50	3227	15.46

All capacities based on Standard Air (Density .075 #/cu. ft. — 70°F —29.92" Hg. Bar). Performance shown is for R2B2 exhaust fans for installation type B-free inlet, ducted outlet.
Power rating (BHP) does not include drive losses. Performance ratings do not include the effects of appurtenances in the airstream.
Note: Dash (-) = Exceeds Maximum RPM; Asterisk (*) = Unstable Operating Range

Type NH Fans

NON-OVERLOADING MEDIUM SPEED HIGH EFFICIENCY

NH SIZE 24-1/2

Outlet Size 9-3/4" x 12-3/4" I.D • Inlet Size 13-1/4" I.D. • Tip speed = RPM x 3.21
Wheel diameter 12-1/4" • Outlet Area .86 Sq. Ft. Inside • Max. BHP = .07 $(\frac{RPM}{1000})^3$

S.P.		1.00		2.00		3.00		4.00		5.00		6.00		7.00		8.00		9.00		10.00		11.00		12.00		13.00		14.00	
CFM	OV	RPM	BHP	RPM	BHP	RPM	BHP	RPM	BHP	RPM	BHP	RPM	BHP	RPM	BHP	RPM	BHP	RPM	BHP	RPM	BHP	RPM	BHP	RPM	BHP	RPM	BHP	RPM	BHP
1000	1163	1673	0.33	2020	0.59	2332	0.88	2623	1.22	*	*	*	*	*	*	*	*	*	*	*	*	*	*	*	*	*	*	*	*
1100	1279	1767	0.39	2098	0.66	2394	0.96	2664	1.31	2926	1.68	*	*	*	*	*	*	*	*	*	*	*	*	*	*	*	*	*	*
1200	1395	1863	0.45	2180	0.74	2458	1.05	2721	1.41	2966	1.79	3203	2.21	*	*	*	*	*	*	*	*	*	*	*	*	*	*	*	*
1300	1512	1960	0.52	2263	0.82	2532	1.16	2784	1.52	3016	1.91	3244	2.34	3461	2.79	*	*	*	*	*	*	*	*	*	*	*	*	*	*
1400	1628	2063	0.60	2353	0.92	2613	1.27	2848	1.64	3079	2.05	3289	2.47	3502	2.94	3704	3.42	*	*	*	*	*	*	*	*	*	*	*	*
1500	1744	2166	0.69	2447	1.03	2695	1.39	2923	1.78	3142	2.19	3351	2.64	3545	3.10	3745	3.60	3935	4.11	4116	4.65	*	*	*	*	*	*	*	*
1600	1860	2271	0.79	2541	1.15	2779	1.53	3004	1.93	3207	2.35	3415	2.81	3607	3.28	3788	3.78	3976	4.31	4156	4.86	4327	5.42	*	*	*	*	*	*
1700	1977	2378	0.90	2637	1.28	2869	1.67	3086	2.09	3286	2.53	3479	2.99	3670	3.48	3850	3.99	4019	4.51	4196	5.07	4368	5.66	-	-	-	-	*	*
1800	2093	2485	1.03	2735	1.42	2962	1.83	3169	2.26	3367	2.72	3550	3.19	3734	3.69	3913	4.21	4081	4.75	4242	5.31	4408	5.89	-	-	-	-	-	-
1900	2209	2594	1.16	2835	1.57	3056	2.00	3255	2.45	3449	2.92	3630	3.41	3799	3.91	3976	4.45	4144	5.00	4304	5.57	4456	6.15	-	-	-	-	-	-
2000	2326	2703	1.31	2938	1.74	3151	2.19	3347	2.65	3532	3.13	3712	3.64	3879	4.16	4041	4.69	4208	5.27	4367	5.85	-	-	-	-	-	-	-	-
2100	2442	2814	1.47	3042	1.92	3247	2.39	3440	2.87	3617	3.36	3794	3.89	3960	4.42	4117	4.97	4272	5.54	4430	6.14	-	-	-	-	-	-	-	-
2200	2558	2924	1.64	3146	2.11	3345	2.60	3534	3.10	3709	3.61	3877	4.15	4042	4.70	4197	5.26	4344	5.84	4495	6.45	-	-	-	-	-	-	-	-
2300	2674	3035	1.83	3252	2.32	3445	2.83	3630	3.35	3802	3.88	3962	4.42	4124	4.99	4278	5.57	4425	6.17	-	-	-	-	-	-	-	-	-	-
2400	2791	3147	2.04	3359	2.55	3547	3.07	3726	3.61	3895	4.16	4054	4.72	4208	5.30	4360	5.90	-	-	-	-	-	-	-	-	-	-	-	-
2500	2907	3259	2.26	3466	2.79	3651	3.33	3823	3.89	3990	4.45	4146	5.03	4294	5.63	4443	6.24	-	-	-	-	-	-	-	-	-	-	-	-
2600	3023	3372	2.49	3574	3.04	3755	3.61	3921	4.18	4085	4.77	4240	5.37	4386	5.98	-	-	-	-	-	-	-	-	-	-	-	-	-	-
2700	3140	3485	2.75	3683	3.32	3859	3.90	4023	4.49	4182	5.10	4334	5.71	4478	6.34	-	-	-	-	-	-	-	-	-	-	-	-	-	-
2800	3256	3599	3.02	3792	3.61	3965	4.21	4126	4.83	4279	5.45	4429	6.08	-	-	-	-	-	-	-	-	-	-	-	-	-	-	-	-
2900	3372	3713	3.31	3902	3.92	4071	4.54	4229	5.17	4377	5.82	-	-	-	-	-	-	-	-	-	-	-	-	-	-	-	-	-	-
3000	3488	3828	3.62	4012	4.25	4178	4.89	4333	5.54	4479	6.21	-	-	-	-	-	-	-	-	-	-	-	-	-	-	-	-	-	-
3100	3605	3943	3.95	4123	4.60	4286	5.26	4438	5.93	-	-	-	-	-	-	-	-	-	-	-	-	-	-	-	-	-	-	-	-
3200	3721	4058	4.30	4234	4.98	4394	5.65	-	-	-	-	-	-	-	-	-	-	-	-	-	-	-	-	-	-	-	-	-	-
3300	3837	4173	4.68	4345	5.37	-	-	-	-	-	-	-	-	-	-	-	-	-	-	-	-	-	-	-	-	-	-	-	-
3400	3953	4289	5.07	4457	5.78	-	-	-	-	-	-	-	-	-	-	-	-	-	-	-	-	-	-	-	-	-	-	-	-

All capacities based on Standard Air (Density .075 #/cu. ft. — 70°F —29.92" Hg. Bar). Performance shown is for NH exhaust fans for installation type B-free inlet, ducted outlet.
Power rating (BHP) does not include drive losses. Performance ratings do not include the effects of appurtenances in the airstream.
Note: Dash (-) = Exceeds Maximum RPM; Asterisk (*) = Unstable Operating Range

Type NH Fans

NON-OVERLOADING MEDIUM SPEED HIGH EFFICIENCY

NH SIZE 27

Outlet Size 10-3/4" x 14" I.D • Inlet Size 14-1/4" I.D. • Tip speed = RPM x 3.54
Wheel diameter 13-1/2" • Outlet Area 1.045 Sq. Ft. Inside • Max. BHP = .12 $(\frac{RPM}{1000})^3$

S.P.		1.00		2.00		3.00		4.00		5.00		6.00		7.00		8.00		9.00		10.00		11.00		12.00		13.00		14.00	
CFM	OV	RPM	BHP	RPM	BHP	RPM	BHP	RPM	BHP	RPM	BHP	RPM	BHP	RPM	BHP	RPM	BHP	RPM	BHP	RPM	BHP	RPM	BHP	RPM	BHP	RPM	BHP	RPM	BHP
1200	1148	1508	0.39	1826	0.70	2109	1.06	2376	1.47	*	*	*	*	*	*	*	*	*	*	*	*	*	*	*	*	*	*	*	*
1300	1244	1578	0.45	1882	0.77	2156	1.14	2406	1.55	2644	2.01	*	*	*	*	*	*	*	*	*	*	*	*	*	*	*	*	*	*
1400	1340	1649	0.51	1943	0.85	2203	1.23	2442	1.65	2674	2.11	2889	2.61	*	*	*	*	*	*	*	*	*	*	*	*	*	*	*	*
1500	1435	1721	0.58	2004	0.93	2251	1.32	2489	1.76	2705	2.22	2919	2.73	*	*	*	*	*	*	*	*	*	*	*	*	*	*	*	*
1600	1531	1795	0.65	2067	1.02	2310	1.43	2536	1.87	2747	2.35	2950	2.87	3147	3.42	*	*	*	*	*	*	*	*	*	*	*	*	*	*
1700	1627	1871	0.73	2135	1.12	2371	1.54	2584	1.99	2793	2.49	2984	3.00	3177	3.57	3361	4.16	*	*	*	*	*	*	*	*	*	*	*	*
1800	1722	1949	0.82	2205	1.23	2432	1.66	2639	2.13	2841	2.63	3031	3.17	3208	3.72	3392	4.33	3564	4.95	3728	5.60	*	*	*	*	*	*	*	*
1900	1818	2027	0.92	2275	1.34	2494	1.79	2699	2.28	2889	2.79	3078	3.34	3253	3.90	3422	4.50	3595	5.15	3758	5.81	3914	6.49	*	*	*	*	*	*
2000	1914	2106	1.02	2346	1.47	2559	1.93	2760	2.43	2943	2.95	3126	3.51	3300	4.10	3463	4.70	3625	5.34	3788	6.02	3944	6.72	4092	7.43	*	*	*	*
2100	2010	2186	1.14	2419	1.60	2628	2.09	2822	2.60	3003	3.13	3174	3.70	3347	4.30	3510	4.92	3663	5.56	3819	6.24	3974	6.95	-	-	-	-	*	*
2200	2105	2266	1.26	2492	1.75	2697	2.25	2884	2.77	3064	3.33	3230	3.90	3395	4.51	3557	5.15	3710	5.81	3855	6.48	4004	7.19	-	-	-	-	-	-
2300	2201	2348	1.40	2567	1.90	2767	2.42	2948	2.96	3125	3.53	3290	4.12	3443	4.73	3605	5.39	3757	6.06	3902	6.75	4040	7.45	-	-	-	-	-	-
2400	2297	2429	1.54	2644	2.06	2839	2.60	3017	3.16	3187	3.74	3350	4.35	3503	4.98	3653	5.63	3804	6.32	3949	7.03	4087	7.75	-	-	-	-	-	-
2500	2392	2511	1.70	2721	2.24	2910	2.80	3086	3.37	3250	3.97	3411	4.59	3563	5.24	3705	5.89	3852	6.59	3996	7.31	-	-	-	-	-	-	-	-
2600	2488	2594	1.87	2799	2.43	2983	3.00	3156	3.60	3316	4.21	3473	4.84	3623	5.50	3765	6.18	3901	6.87	4044	7.61	-	-	-	-	-	-	-	-
2700	2584	2676	2.04	2877	2.62	3056	3.22	3227	3.83	3385	4.46	3536	5.11	3685	5.79	3825	6.48	3959	7.18	4092	7.92	-	-	-	-	-	-	-	-
2800	2679	2759	2.24	2956	2.83	3131	3.45	3298	4.08	3454	4.73	3600	5.39	3747	6.08	3886	6.79	4019	7.51	-	-	-	-	-	-	-	-	-	-
2900	2775	2843	2.44	3036	3.06	3207	3.69	3370	4.34	3524	5.01	3668	5.69	3809	6.39	3948	7.12	4079	7.85	-	-	-	-	-	-	-	-	-	-
3000	2871	2927	2.66	3116	3.30	3284	3.95	3443	4.62	3595	5.30	3737	6.00	3872	6.71	4009	7.45	-	-	-	-	-	-	-	-	-	-	-	-
3100	2967	3011	2.89	3196	3.54	3362	4.22	3516	4.91	3666	5.61	3807	6.32	3940	7.05	4072	7.81	-	-	-	-	-	-	-	-	-	-	-	-
3200	3062	3095	3.13	3277	3.81	3440	4.50	3590	5.21	3737	5.93	3877	6.66	4009	7.41	-	-	-	-	-	-	-	-	-	-	-	-	-	-
3300	3158	3180	3.39	3359	4.09	3518	4.80	3667	5.53	3810	6.27	3947	7.01	4078	7.78	-	-	-	-	-	-	-	-	-	-	-	-	-	-
3400	3254	3265	3.67	3440	4.38	3597	5.11	3743	5.86	3882	6.61	4019	7.39	-	-	-	-	-	-	-	-	-	-	-	-	-	-	-	-
3500	3349	3551	3.96	3523	4.69	3677	5.44	3820	6.20	3956	6.98	4090	7.77	-	-	-	-	-	-	-	-	-	-	-	-	-	-	-	-
3600	3445	3436	4.26	3605	5.02	3757	5.79	3898	6.57	4031	7.36	-	-	-	-	-	-	-	-	-	-	-	-	-	-	-	-	-	-

NH SIZE 30

Outlet Size 11-3/4" x 15-5/8" I.D • Inlet Size 15-1/2" I.D. • Tip speed = RPM x 3.93
Wheel diameter 15" • Outlet Area 1.27 Sq. Ft. Inside • Max. BHP = .21 $(\frac{RPM}{1000})^3$

S.P.		1.00		2.00		3.00		4.00		5.00		6.00		7.00		8.00		9.00		10.00		11.00		12.00		13.00		14.00	
CFM	OV	RPM	BHP	RPM	BHP	RPM	BHP	RPM	BHP	RPM	BHP	RPM	BHP	RPM	BHP	RPM	BHP	RPM	BHP	RPM	BHP	RPM	BHP	RPM	BHP	RPM	BHP	RPM	BHP
1450	1142	1342	0.47	1632	0.85	1889	1.29	2131	1.78	*	*	*	*	*	*	*	*	*	*	*	*	*	*	*	*	*	*	*	*
1600	1260	1418	0.55	1692	0.95	1938	1.40	2165	1.91	2379	2.48	*	*	*	*	*	*	*	*	*	*	*	*	*	*	*	*	*	*
1750	1378	1495	0.64	1758	1.06	1990	1.54	2205	2.06	2411	2.63	2605	3.25	*	*	*	*	*	*	*	*	*	*	*	*	*	*	*	*
1900	1496	1575	0.75	1826	1.19	2046	1.68	2256	2.22	2446	2.80	2638	3.44	2816	4.11	*	*	*	*	*	*	*	*	*	*	*	*	*	*
2050	1614	1657	0.86	1897	1.33	2112	1.85	2309	2.40	2497	3.00	2671	3.63	2849	4.33	3014	5.05	*	*	*	*	*	*	*	*	*	*	*	*
2200	1732	1741	0.99	1973	1.49	2179	2.03	2365	2.59	2549	3.22	2720	3.87	2882	4.56	3047	5.30	3203	6.08	*	*	*	*	*	*	*	*	*	*
2350	1850	1827	1.14	2050	1.66	2247	2.22	2431	2.82	2601	3.44	2772	4.13	2929	4.83	3081	5.57	3236	6.36	3883	7.18	3523	8.02	*	*	*	*	*	*
2500	1969	1913	1.30	2128	1.85	2318	2.43	2498	3.05	2662	3.70	2824	4.39	2980	5.12	3127	5.87	3269	6.66	3416	7.50	3556	8.37	-	-	-	-	-	-
2650	2087	2001	1.48	2207	2.06	2394	2.67	2565	3.30	2728	3.98	2878	4.68	3032	5.43	3179	6.21	3316	7.00	3449	7.83	3589	8.72	-	-	-	-	-	-
2800	2205	2089	1.67	2288	2.28	2470	2.92	2634	3.58	2795	4.28	2943	5.00	3085	5.75	3230	6.55	3368	7.38	3498	8.22	-	-	-	-	-	-	-	-
2950	2323	2179	1.89	2372	2.53	2548	3.19	2709	3.88	2863	4.60	3009	5.34	3147	6.11	3283	6.92	3419	7.76	3549	8.63	-	-	-	-	-	-	-	-
3100	2441	2268	2.12	2456	2.79	2626	3.48	2785	4.19	2931	4.93	3076	5.70	3212	6.50	3341	7.31	3472	8.17	3601	9.07	-	-	-	-	-	-	-	-
3250	2559	2359	2.38	2542	3.07	2706	3.79	2861	4.53	3004	5.29	3144	6.09	3279	6.91	3406	7.75	3527	8.60	-	-	-	-	-	-	-	-	-	-
3400	2677	2449	2.65	2628	3.38	2786	4.12	2939	4.90	3080	5.68	3213	6.49	3346	7.34	3472	8.20	3592	9.09	-	-	-	-	-	-	-	-	-	-
3550	2795	2540	2.95	2714	3.70	2870	4.48	3017	5.28	3156	6.09	3286	6.93	3414	7.79	3539	8.68	-	-	-	-	-	-	-	-	-	-	-	-
3700	2913	2632	3.27	2802	4.06	2954	4.86	3096	5.69	3233	6.53	3362	7.39	3483	8.27	3607	9.19	-	-	-	-	-	-	-	-	-	-	-	-
3850	3031	2724	3.62	2890	4.43	3039	5.27	3176	6.12	3311	6.99	3438	7.88	3557	8.78	-	-	-	-	-	-	-	-	-	-	-	-	-	-
4000	3150	2816	3.99	2979	4.84	3124	5.70	3259	6.59	3390	7.48	3514	8.39	-	-	-	-	-	-	-	-	-	-	-	-	-	-	-	-
4150	3268	2909	4.39	3068	5.27	3210	6.16	3342	7.07	3469	8.00	3592	8.94	-	-	-	-	-	-	-	-	-	-	-	-	-	-	-	-
4300	3386	3002	4.82	3158	5.73	3297	6.65	3426	7.58	3549	8.54	-	-	-	-	-	-	-	-	-	-	-	-	-	-	-	-	-	-
4450	3504	3096	5.28	3248	6.21	3384	7.16	3511	8.13	-	-	-	-	-	-	-	-	-	-	-	-	-	-	-	-	-	-	-	-
4600	3622	3190	5.77	3338	6.73	3472	7.71	3597	8.71	-	-	-	-	-	-	-	-	-	-	-	-	-	-	-	-	-	-	-	-
4750	3740	3284	6.28	3428	7.27	3560	8.28	-	-	-	-	-	-	-	-	-	-	-	-	-	-	-	-	-	-	-	-	-	-
4900	3858	3378	6.83	3519	7.85	-	-	-	-	-	-	-	-	-	-	-	-	-	-	-	-	-	-	-	-	-	-	-	-
5050	3976	3473	7.41	3611	8.47	-	-	-	-	-	-	-	-	-	-	-	-	-	-	-	-	-	-	-	-	-	-	-	-

All capacities based on Standard Air (Density .075 #/cu. ft. — 70°F —29.92" Hg. Bar). Performance shown is for NH exhaust fans for installation type B-free inlet, ducted outlet.
Power rating (BHP) does not include drive losses. Performance ratings do not include the effects of appurtenances in the airstream.
Note: Dash (-) = Exceeds Maximum RPM; Asterisk (*) = Unstable Operating Range

Type NH Fans

NON-OVERLOADING MEDIUM SPEED HIGH EFFICIENCY

NH SIZE 33

Outlet Size 13-1/8" x 17-1/8" I.D • Inlet Size 17-3/8" I.D. • Tip speed = RPM x 4.32
Wheel diameter 16-1/2" • Outlet Area 1.56 Sq. Ft. Inside • Max. BHP = .33 $(\frac{RPM}{1000})^3$

S.P.		1.00		2.00		3.00		4.00		5.00		6.00		7.00		8.00		9.00		10.00		11.00		12.00		13.00		14.00	
CFM	OV	RPM	BHP	RPM	BHP	RPM	BHP	RPM	BHP	RPM	BHP	RPM	BHP	RPM	BHP	RPM	BHP	RPM	BHP	RPM	BHP	RPM	BHP	RPM	BHP	RPM	BHP	RPM	BHP
1800	1154	1237	0.59	1496	1.06	1727	1.59	1945	2.20	*	*	*	*	*	*	*	*	*	*	*	*	*	*	*	*	*	*	*	*
1950	1250	1294	0.68	1543	1.16	1766	1.71	1970	2.33	2165	3.01	*	*	*	*	*	*	*	*	*	*	*	*	*	*	*	*	*	*
2100	1346	1352	0.77	1592	1.27	1805	1.84	2000	2.47	2189	3.16	2365	3.91	*	*	*	*	*	*	*	*	*	*	*	*	*	*	*	*
2250	1442	1412	0.87	1643	1.40	1844	1.98	2039	2.64	2214	3.33	2390	4.10	2552	4.90	*	*	*	*	*	*	*	*	*	*	*	*	*	*
2400	1538	1473	0.98	1695	1.54	1893	2.14	2077	2.81	2250	3.52	2415	4.29	2576	5.12	*	*	*	*	*	*	*	*	*	*	*	*	*	*
2550	1635	1535	1.10	1751	1.68	1943	2.31	2117	2.99	2288	3.73	2444	4.50	2601	5.34	2752	6.23	*	*	*	*	*	*	*	*	*	*	*	*
2700	1731	1599	1.24	1808	1.85	1994	2.50	2163	3.20	2327	3.95	2483	4.75	2626	5.57	2777	6.49	2918	7.42	3052	8.39	*	*	*	*	*	*	*	*
2850	1827	1663	1.38	1866	2.02	2045	2.70	2212	3.42	2367	4.18	2521	5.00	2664	5.85	2802	6.75	2943	7.71	3077	8.71	3204	9.72	*	*	*	*	*	*
3000	1923	1728	1.54	1925	2.21	2098	2.91	2262	3.65	2412	4.43	2560	5.27	2703	6.15	2837	7.06	2968	8.01	3101	9.02	3229	10.07	-	-	-	-	-	-
3150	2019	1794	1.72	1984	2.41	2155	3.14	2313	3.90	2461	4.71	2600	5.55	2742	6.45	2875	7.38	3001	8.34	3126	9.35	3253	10.41	-	-	-	-	-	-
3300	2115	1860	1.90	2044	2.63	2212	3.38	2364	4.17	2511	5.00	2647	5.86	2781	6.76	2914	7.72	3039	8.71	3158	9.72	3278	10.77	-	-	-	-	-	-
3450	2212	1927	2.11	2106	2.86	2270	3.64	2418	4.45	2562	5.31	2696	6.19	2822	7.10	2953	8.08	3039	9.08	3196	10.12	3309	11.17	-	-	-	-	-	-
3600	2308	1994	2.33	2169	3.11	2328	3.92	2474	4.75	2613	5.63	2746	6.53	2871	7.47	2992	8.44	3077	9.47	3235	10.54	-	-	-	-	-	-	-	-
3750	2404	2062	2.56	2233	3.37	2387	4.21	2531	5.07	2664	5.96	2796	6.90	2920	7.86	3037	8.85	3116	9.89	3273	10.96	-	-	-	-	-	-	-	-
3900	2500	2129	2.81	2297	3.65	2447	4.52	2589	5.41	2719	6.32	2847	7.28	2970	8.27	3086	9.28	3156	10.31	3313	11.42	-	-	-	-	-	-	-	-
4050	2596	2197	3.08	2361	3.95	2507	4.85	2647	5.77	2776	6.71	2899	7.68	3020	8.69	3135	9.73	3244	10.78	-	-	-	-	-	-	-	-	-	-
4200	2692	2266	3.38	2426	4.27	2569	5.19	2705	6.14	2833	7.11	2952	8.10	3071	9.14	3185	10.20	3294	11.28	-	-	-	-	-	-	-	-	-	-
4350	2788	2334	3.68	2491	4.61	2632	5.56	2764	6.53	2890	7.53	3008	8.55	3122	9.60	3236	10.69	-	-	-	-	-	-	-	-	-	-	-	-
4500	2885	2403	4.01	2557	4.96	2695	5.94	2824	6.95	2948	7.97	3065	9.02	3175	10.09	3287	11.20	-	-	-	-	-	-	-	-	-	-	-	-
4650	2981	2472	4.36	2624	5.35	2759	6.35	2884	7.38	3007	8.44	3122	9.51	3231	10.60	3338	11.73	-	-	-	-	-	-	-	-	-	-	-	-
4800	3077	2542	4.73	2690	5.74	2823	6.78	2946	7.84	3066	8.92	3179	10.01	3287	11.14	-	-	-	-	-	-	-	-	-	-	-	-	-	-
4950	3173	2611	5.12	2757	6.17	2887	7.23	3008	8.32	3125	9.43	3238	10.56	-	-	-	-	-	-	-	-	-	-	-	-	-	-	-	-
5100	3269	2681	5.53	2824	6.61	2952	7.70	3071	8.82	3185	9.96	3296	11.11	-	-	-	-	-	-	-	-	-	-	-	-	-	-	-	-
5250	3365	2751	5.97	2892	7.08	3018	8.20	3135	9.35	3245	10.51	-	-	-	-	-	-	-	-	-	-	-	-	-	-	-	-	-	-
5400	3462	2822	6.44	2959	7.57	3083	8.72	3199	9.90	3307	11.08	-	-	-	-	-	-	-	-	-	-	-	-	-	-	-	-	-	-

All capacities based on Standard Air (Density .075 #/cu. ft. — 70°F —29.92" Hg. Bar). Performance shown is for NH exhaust fans for installation type B-free inlet, ducted outlet. Power rating (BHP) does not include drive losses. Performance ratings do not include the effects of appurtenances in the airstream.
Note: Dash (-) = Exceeds Maximum RPM; Asterisk (*) = Unstable Operating Range

NH SIZE 36-1/2

Outlet Size 14-1/2" x 19" I.D • Inlet Size 19-1/4" I.D. • Tip speed = RPM x 4.78
Wheel Diameter 18-1/4" • Outlet Area 1.90 Sq. Ft. Inside • Max. BHP = .57 $(\frac{RPM}{1000})^3$

S.P.		1.00		2.00		3.00		4.00		5.00		6.00		7.00		8.00		9.00		10.00		11.00		12.00		13.00		14.00	
CFM	OV	RPM	BHP	RPM	BHP	RPM	BHP	RPM	BHP	RPM	BHP	RPM	BHP	RPM	BHP	RPM	BHP	RPM	BHP	RPM	BHP	RPM	BHP	RPM	BHP	RPM	BHP	RPM	BHP
2300	1211	1146	0.78	1374	1.36	1580	2.02	1771	2.77	*	*	*	*	*	*	*	*	*	*	*	*	*	*	*	*	*	*	*	*
2500	1316	1203	0.90	1423	1.51	1618	2.19	1795	2.95	1971	3.80	*	*	*	*	*	*	*	*	*	*	*	*	*	*	*	*	*	*
2700	1421	1261	1.03	1472	1.67	1657	2.37	1833	3.16	1995	4.01	2154	4.94	*	*	*	*	*	*	*	*	*	*	*	*	*	*	*	*
2900	1526	1320	1.17	1523	1.84	1703	2.58	1871	3.39	2027	4.26	2179	5.20	2325	6.21	*	*	*	*	*	*	*	*	*	*	*	*	*	*
3100	1632	1382	1.33	1578	2.04	1752	2.81	1910	3.63	2065	4.54	2206	5.48	2349	6.50	2486	7.59	*	*	*	*	*	*	*	*	*	*	*	*
3300	1737	1445	1.51	1634	2.26	1802	3.06	1955	3.91	2103	4.82	2244	5.80	2374	6.81	2510	7.93	2638	9.08	2759	10.26	*	*	*	*	*	*	*	*
3500	1842	1508	1.70	1691	2.49	1852	3.32	2003	4.20	2142	5.13	2282	6.14	2411	7.18	2535	8.28	2662	9.46	2783	10.67	2898	11.92	*	*	*	*	*	*
3700	1947	1572	1.92	1749	2.74	1905	3.60	2053	4.52	2188	5.48	2321	6.50	2449	7.57	2570	8.69	2687	9.85	2808	11.11	2923	12.39	3032	13.69	*	*	*	*
3900	2053	1637	2.16	1807	3.01	1961	3.91	2103	4.86	2237	5.85	2360	6.87	2488	7.99	2608	9.13	2721	10.31	2832	11.54	2947	12.85	3057	14.20	3162	15.57	3264	16.98
4100	2158	1702	2.41	1867	3.31	2018	4.24	2153	5.21	2286	6.24	2408	7.30	2527	8.41	2646	9.59	2759	10.80	2867	12.05	2972	13.34	3081	14.71	3187	16.13	3288	17.56
4300	2263	1768	2.69	1929	3.63	2075	4.60	2208	5.60	2336	6.66	2457	7.75	2570	8.87	2685	10.07	2798	11.32	2904	12.59	3007	13.91	3106	15.24	3211	16.68	3313	18.16
4500	2368	1835	3.00	1991	3.97	2133	4.98	2264	6.02	2386	7.09	2506	8.22	2619	9.39	2724	10.57	2836	11.85	2943	13.17	3044	14.50	3142	15.87	3236	17.26	3337	18.76
4700	2474	1901	3.32	2054	4.33	2191	5.38	2320	6.45	2439	7.56	2556	8.72	2667	9.91	2772	11.13	2875	12.41	2981	13.75	3083	15.13	3180	16.53	3273	17.94	3364	19.41
4900	2579	1968	3.67	2117	4.72	2250	5.81	2377	6.92	2494	8.06	2607	9.25	2717	10.48	2821	11.73	2920	13.02	3020	14.36	3121	15.77	3218	17.20	3311	18.66	3401	20.14
5100	2684	2035	4.05	2181	5.14	2311	6.26	2435	7.41	2550	8.59	2658	9.80	2767	11.06	2870	12.35	2969	13.68	3062	15.01	3160	16.44	3256	17.90	3349	19.39	3439	20.91
5300	2789	2103	4.46	2246	5.59	2373	6.75	2493	7.93	2607	9.15	2713	10.39	2817	11.67	2920	13.00	3018	14.36	3111	15.74	3200	17.13	3295	18.63	3388	20.16	3477	21.70
5500	2895	2171	4.90	2310	6.06	2435	7.26	2552	8.49	2664	9.74	2769	11.01	2869	12.32	2970	13.68	3067	15.07	3159	16.47	3248	17.91	3334	19.37	3427	20.95	3516	22.53
5700	3000	2239	5.36	2376	6.57	2498	7.80	2611	9.07	2722	10.36	2826	11.67	2924	13.01	3021	14.39	3117	15.81	3209	17.26	3297	18.73	3382	20.22	3466	21.76	3554	23.36
5900	3105	2307	5.85	2441	7.10	2561	8.38	2672	9.68	2780	11.01	2883	12.36	2980	13.73	3072	15.12	3167	16.58	3258	18.06	3346	19.57	3431	21.11	3512	22.64	3593	24.23
6100	3211	2376	6.38	2507	7.67	2625	8.99	2734	10.33	2838	11.68	2940	13.07	3036	14.48	3128	15.92	3218	17.39	3308	18.90	3396	20.46	3480	22.02	3561	23.60	3639	25.19
6300	3316	2445	6.95	2574	8.28	2689	9.62	2796	11.00	2897	12.40	2998	13.83	3093	15.28	3183	16.74	3270	18.23	3359	19.78	3445	21.35	3529	22.96	3610	24.58	3688	26.22
6500	3421	2514	7.54	2640	8.91	2753	10.29	2858	11.70	2958	13.16	3056	14.61	3150	16.10	3240	17.61	3326	19.14	3410	20.69	3496	22.31	3579	23.94	3659	25.59	3737	27.27
6700	3526	2584	8.18	2707	9.58	2818	11.01	2922	12.46	3019	13.94	3115	15.44	3208	16.96	3296	18.49	3382	20.07	3464	21.66	3546	23.27	3629	24.95	3708	26.63	3786	28.35
6900	3632	2653	8.84	2774	10.29	2883	11.75	2985	13.24	3081	14.76	3174	16.30	3266	17.86	3353	19.42	3438	21.04	3519	22.65	3598	24.30	3679	25.99	3758	27.71	3835	29.46
7100	3737	2723	9.55	2841	11.03	2949	12.54	3049	14.07	3143	15.61	3234	17.20	3324	18.79	3411	20.41	3495	22.05	3575	23.70	3653	25.38	3730	27.08	3809	28.85	3885	30.62

All capacities based on Standard Air (Density .075 #/cu. ft. — 70°F —29.92" Hg. Bar). Performance shown is for NH exhaust fans for installation type B-free inlet, ducted outlet. Power rating (BHP) does not include drive losses. Performance ratings do not include the effects of appurtenances in the airstream.
Note: Uncolored area indicates Class II wheel; Purple area indicates Class III wheel; Green area indicates Class IV wheel. Asterisk (*) = Unstable Operating Range

Type NH Fans

NON-OVERLOADING MEDIUM SPEED HIGH EFFICIENCY

NH SIZE 40

Outlet Size 15-7/8" x 20-7/8" I.D • Inlet Size 21" I.D. • Tip speed = RPM x 5.24
Wheel Diameter 20" • Outlet Area 2.30 Sq. Ft. Inside • Max. BHP = .90 $(\frac{RPM}{1000})^3$

S.P.		1.00		2.00		3.00		4.00		5.00		6.00		7.00		8.00		9.00		10.00		11.00		12.00		13.00		14.00	
CFM	OV	RPM	BHP	RPM	BHP	RPM	BHP	RPM	BHP	RPM	BHP	RPM	BHP	RPM	BHP	RPM	BHP	RPM	BHP	RPM	BHP	RPM	BHP	RPM	BHP	RPM	BHP	RPM	BHP
3000	1304	1097	1.07	1298	1.81	1476	2.63	1638	3.54	1798	4.56	*	*	*	*	*	*	*	*	*	*	*	*	*	*	*	*	*	*
3250	1413	1152	1.24	1345	2.01	1513	2.86	1674	3.81	1821	4.83	1966	5.94	*	*	*	*	*	*	*	*	*	*	*	*	*	*	*	*
3500	1522	1209	1.42	1393	2.23	1557	3.12	1710	4.09	1852	5.14	1990	6.27	2123	7.48	*	*	*	*	*	*	*	*	*	*	*	*	*	*
3750	1630	1267	1.62	1445	2.48	1604	3.41	1747	4.40	1888	5.48	2017	6.62	2146	7.85	2270	9.15	*	*	*	*	*	*	*	*	*	*	*	*
4000	1739	1327	1.85	1499	2.75	1651	3.71	1790	4.74	1925	5.85	2053	7.03	2171	8.25	2294	9.59	2410	10.96	2521	12.40	*	*	*	*	*	*	*	*
4250	1848	1387	2.09	1553	3.04	1699	4.05	1837	5.12	1962	6.24	2089	7.46	2207	8.72	2318	10.03	2434	11.46	2544	12.92	2649	14.43	*	*	*	*	*	*
4500	1957	1449	2.37	1608	3.37	1750	4.41	1884	5.52	2007	6.68	2126	7.91	2243	9.21	2353	10.56	2457	11.95	2567	13.45	2672	15.00	2772	16.58	*	*	*	*
4750	2065	1510	2.67	1664	3.72	1804	4.81	1931	5.94	2053	7.15	2165	8.39	2280	9.73	2389	11.11	2493	12.55	2591	14.01	2695	15.59	2795	17.21	2892	18.89	2984	20.58
5000	2174	1572	3.00	1721	4.09	1857	5.22	1980	6.40	2100	7.65	2211	8.93	2317	10.27	2426	11.70	2529	13.17	2627	14.68	2720	16.22	2819	17.88	2915	19.58	3007	21.31
5250	2283	1635	3.36	1780	4.50	1912	5.68	2033	6.90	2148	8.18	2258	9.51	2361	10.87	2463	12.31	2565	13.82	2663	15.37	2756	16.95	2845	18.57	2938	20.28	3031	22.07
5500	2391	1698	3.75	1839	4.93	1967	6.16	2086	7.43	2196	8.74	2305	10.11	2407	11.52	2503	12.96	2602	14.49	2699	16.08	2792	17.71	2881	19.37	2966	21.05	3054	22.83
5750	2500	1762	4.17	1899	5.40	2023	6.68	2140	7.99	2247	9.34	2353	10.75	2454	12.20	2549	13.68	2640	15.21	2736	16.84	2828	18.50	2917	20.20	3002	21.93	3084	23.68
6000	2609	1825	4.62	1960	5.91	2079	7.23	2194	8.59	2300	9.98	2401	11.42	2501	12.91	2596	14.45	2686	16.01	2773	17.61	2865	19.32	2953	21.06	3038	22.83	3120	24.63
6250	2717	1889	5.11	2021	6.45	2138	7.82	2249	9.22	2354	10.66	2452	12.14	2549	13.67	2643	15.24	2732	16.84	2817	18.47	2902	20.17	2990	21.96	3074	23.76	3156	25.61
6500	2826	1954	5.65	2082	7.02	2197	8.44	2305	9.90	2408	11.38	2504	12.89	2597	14.45	2690	16.07	2779	17.72	2863	19.38	2945	21.11	3027	22.88	3111	24.73	3193	26.63
6750	2935	2018	6.21	2144	7.64	2256	9.10	2361	10.61	2462	12.13	2558	13.70	2648	15.29	2738	16.94	2826	18.63	2910	20.35	2991	22.10	3069	23.89	3148	25.73	3229	27.65
7000	3043	2083	6.81	2206	8.29	2316	9.81	2418	11.36	2517	12.92	2612	14.54	2701	16.18	2786	17.84	2873	19.57	2957	21.35	3037	23.13	3115	24.97	3189	26.80	3266	28.73
7250	3152	2148	7.46	2269	9.00	2377	10.56	2476	12.14	2573	13.77	2666	15.42	2754	17.10	2838	18.81	2921	20.56	3004	22.37	3084	24.22	3161	26.09	3235	27.97	3307	29.89
7500	3261	2214	8.15	2332	9.74	2437	11.34	2535	12.97	2629	14.65	2721	16.35	2808	18.08	2891	19.83	2970	21.61	3052	23.46	3131	25.34	3208	27.26	3281	29.17	3353	31.14
7750	3370	2279	8.88	2395	10.52	2498	12.17	2595	13.86	2686	15.59	2776	17.32	2862	19.09	2944	20.89	3023	22.72	3100	24.58	3179	26.51	3255	28.47	3328	30.44	399	32.44
8000	3478	2345	9.66	2458	11.34	2560	13.05	2655	14.79	2744	16.55	2832	18.35	2917	20.17	2998	22.01	3076	23.88	3151	25.78	3227	27.73	3302	29.71	3375	31.74	3446	33.79
8250	3587	2411	10.49	2522	12.23	2622	13.98	2715	15.76	2803	17.57	2888	19.42	2972	21.28	3052	23.16	3129	25.07	3203	27.01	3275	28.98	3350	31.02	3422	33.08	3493	35.19
8500	3696	2477	11.36	2585	13.14	2684	14.95	2775	16.77	2862	18.64	2944	20.52	3027	22.44	3107	24.38	3183	26.33	3256	28.30	3328	30.34	3398	32.37	3470	34.48	3540	36.62
8750	3804	2544	12.29	2649	14.11	2746	15.97	2836	17.84	2922	19.77	3003	21.70	3083	23.66	3161	25.62	3237	27.64	3310	29.67	3380	31.71	3449	33.81	3518	35.92	3588	38.12
9000	3913	2610	13.26	2714	15.15	2809	17.05	2898	18.98	2981	20.92	3062	22.92	3139	24.92	3217	26.95	3292	29.01	3364	31.08	3434	33.18	3501	35.28	3567	37.43	3636	39.66

NH SIZE 44-1/2

Outlet Size 17-5/8" x 23-1/4" I.D • Inlet Size 23-5/8" I.D. • Tip speed = RPM x 5.83
Wheel Diameter 22-1/4" • Outlet Area 2.83 Sq. Ft. Inside • Max. BHP = 1.54 $(\frac{RPM}{1000})^3$

S.P.		1.00		2.00		3.00		4.00		5.00		6.00		7.00		8.00		9.00		10.00		11.00		12.00		13.00		14.00	
CFM	OV	RPM	BHP	RPM	BHP	RPM	BHP	RPM	BHP	RPM	BHP	RPM	BHP	RPM	BHP	RPM	BHP	RPM	BHP	RPM	BHP	RPM	BHP	RPM	BHP	RPM	BHP	RPM	BHP
3500	1237	952	1.20	1138	2.07	1304	3.07	1458	4.19	1602	5.42	*	*	*	*	*	*	*	*	*	*	*	*	*	*	*	*	*	*
3800	1343	1000	1.38	1178	2.30	1336	3.33	1481	4.47	1622	5.73	1753	7.09	*	*	*	*	*	*	*	*	*	*	*	*	*	*	*	*
4100	1449	1048	1.58	1220	2.55	1369	3.61	1513	4.80	1643	6.07	1773	7.46	1893	8.92	*	*	*	*	*	*	*	*	*	*	*	*	*	*
4400	1555	1098	1.81	1262	2.82	1409	3.94	1544	5.14	1672	6.45	1793	7.85	1913	9.36	2025	10.93	*	*	*	*	*	*	*	*	*	*	*	*
4700	1661	1149	2.06	1308	2.13	1449	4.28	1577	5.52	1703	6.87	1819	8.29	1933	9.81	2045	11.43	2150	13.11	*	*	*	*	*	*	*	*	*	*
5000	1767	1201	2.33	1355	3.46	1491	4.66	1616	5.94	1735	7.31	1850	8.78	1957	10.31	2065	11.94	2170	13.67	2269	15.44	*	*	*	*	*	*	*	*
5300	1873	1254	2.64	1402	3.82	1533	5.06	1656	6.39	1768	7.78	1882	9.30	1988	10.87	2087	12.49	2190	14.24	2289	16.06	2384	17.95	*	*	*	*	*	*
5600	1979	1307	2.97	1450	4.20	1578	5.50	1697	6.87	1808	8.32	1914	9.84	2020	11.47	2118	13.13	2212	14.86	2310	16.73	2404	18.64	2494	20.61	2580	22.61	*	*
5900	2085	1361	3.33	1499	4.63	1624	5.97	1739	7.39	1848	8.88	1949	10.43	2052	12.09	2150	13.81	2243	15.58	2331	17.39	2424	19.35	2514	21.36	2601	23.44	2684	25.54
6200	2191	1415	3.73	1549	5.08	1671	6.48	1782	7.95	1889	9.48	1989	11.08	2084	12.74	2182	14.51	2274	16.32	2362	18.19	2446	20.10	2535	22.16	2621	24.26	2704	26.41
6500	2297	1470	4.16	1600	5.57	1719	7.03	1827	8.54	1931	10.13	2030	11.77	2122	13.45	2214	15.24	2306	17.11	2394	19.03	2477	20.98	2557	22.97	2641	25.10	2724	27.30
6800	2403	1525	4.63	1652	6.09	1767	7.61	1874	9.18	1973	10.80	2071	12.50	2163	14.24	2249	16.02	2338	17.92	2425	19.88	2509	21.90	2589	23.96	2665	26.02	2745	28.24
7100	2509	1580	5.13	1704	6.65	1816	8.24	1921	9.86	2018	11.53	2112	13.25	2203	15.04	2289	16.88	2371	18.77	2457	20.77	2540	22.83	2620	24.94	2697	27.09	2771	29.27
7400	2615	1636	5.68	1757	7.26	1865	8.90	1968	10.56	2064	12.29	2154	14.05	2245	15.92	2330	17.80	2411	19.73	2490	21.72	2572	23.81	2652	25.98	2728	28.16	2802	30.39
7700	2721	1692	6.27	1810	7.90	1916	9.60	2016	11.32	2110	13.09	2198	14.90	2286	16.80	2371	18.75	2451	20.73	2528	22.75	2605	24.85	2684	27.05	2760	29.29	2833	31.55
8000	2827	1748	6.89	1864	8.59	1967	10.33	2064	12.12	2157	13.94	2244	15.81	2328	17.74	2412	19.74	2492	21.78	2568	23.84	2641	5.94	2716	28.15	2792	30.44	2865	32.76
8300	2933	1804	7.56	1917	9.31	2019	11.13	2113	12.97	2205	14.85	2291	16.78	2372	18.74	2453	20.76	2533	22.86	2608	24.96	2681	27.13	2751	29.32	2824	31.63	2897	34.01
8600	3039	1860	8.27	1972	10.10	2071	11.96	2163	13.87	2253	15.80	2338	17.78	2418	19.79	2495	21.84	2574	23.99	2649	26.15	2721	28.35	2791	30.61	2858	32.88	2829	35.28
8900	3145	1917	9.04	2026	10.92	2123	12.83	2214	14.81	2301	16.79	2385	18.83	2464	20.88	2540	23.00	2616	25.17	2690	27.38	2762	29.65	2831	31.94	2898	34.27	2963	36.64
9200	3251	1974	9.85	2081	11.80	2176	13.76	2265	15.79	2350	17.85	2432	19.91	2511	22.05	2586	24.21	2658	26.40	2732	28.68	2803	30.98	2872	33.34	2938	35.70	3003	38.13
9500	3357	2031	10.72	2136	12.72	2229	14.74	2317	16.83	2399	18.94	2480	21.06	2558	23.25	2632	25.46	2703	27.70	2774	30.01	2845	32.39	2913	34.78	2979	37.21	3043	39.67
9800	3463	2089	11.64	2191	13.70	2283	15.79	2369	17.93	2449	20.08	2529	22.29	2606	24.53	2679	26.78	2749	29.07	2817	31.41	2886	33.80	2954	36.26	3020	38.75	3083	41.24
10100	3569	2146	12.61	2246	14.73	2337	16.89	2421	19.07	2500	21.28	2578	23.56	2653	25.82	2726	28.15	2795	30.48	2862	32.86	2928	35.29	2996	37.82	3061	40.34	3124	42.90
10400	3675	2204	13.64	2302	15.82	2391	18.03	2474	20.28	2552	22.55	2627	24.88	2702	27.22	2773	29.57	2842	31.97	2909	34.43	2973	36.89	3038	39.42	3103	42.02	3165	44.60
10700	3781	2261	14.71	2357	16.95	2445	19.23	2527	21.54	2604	23.87	2677	26.24	2750	28.63	2821	31.06	2889	33.51	2955	36.01	3019	38.54	3080	41.07	3144	43.70	3207	46.39

All capacities based on Standard Air (Density .075 #/cu. ft. — 70°F —29.92" Hg. Bar). Performance shown is for NH exhaust fans for installation type B-free inlet, ducted outlet.
Power rating (BHP) does not include drive losses. Performance ratings do not include the effects of appurtenances in the airstream.
Note: Uncolored area indicates Class II wheel; Purple area indicates Class III wheel; Green area indicates Class IV wheel. Asterisk (*) = Unstable Operating Range

Type NH Fans

NON-OVERLOADING MEDIUM SPEED HIGH EFFICIENCY

NH SIZE 49

Outlet Size 19-1/2" x 25-1/2" I.D • Inlet Size 26" I.D. • Tip speed = RPM x 6.41
Wheel Diameter 24-1/2" • Outlet Area 3.45 Sq. Ft. Inside • Max. BHP = 2.44 $(\frac{RPM}{1000})^3$

S.P.		1.00		2.00		3.00		4.00		5.00		6.00		7.00		8.00		9.00		10.00		11.00		12.00		13.00		14.00	
CFM	OV	RPM	BHP	RPM	BHP	RPM	BHP	RPM	BHP	RPM	BHP	RPM	BHP	RPM	BHP	RPM	BHP	RPM	BHP	RPM	BHP	RPM	BHP	RPM	BHP	RPM	BHP	RPM	BHP
5500	1594	908	1.67	1062	2.65	1199	3.74	1324	4.89	*	*	*	*	*	*	*	*	*	*	*	*	*	*	*	*	*	*	*	*
5850	1696	947	1.88	1094	2.91	1227	4.03	1345	5.23	*	*	*	*	*	*	*	*	*	*	*	*	*	*	*	*	*	*	*	*
6200	1797	986	2.10	1126	3.19	1256	4.35	1372	5.59	1483	6.89	*	*	*	*	*	*	*	*	*	*	*	*	*	*	*	*	*	*
6550	1899	1026	2.35	1159	3.49	1285	4.69	1400	5.97	1504	7.31	*	*	*	*	*	*	*	*	*	*	*	*	*	*	*	*	*	*
6900	2000	1066	2.62	1193	3.82	1315	5.05	1429	6.38	1532	7.77	1631	9.21	*	*	*	*	*	*	*	*	*	*	*	*	*	*	*	*
7250	2101	1106	2.90	1227	4.16	1347	5.44	1458	6.82	1560	8.25	1653	9.72	1750	11.28	*	*	*	*	*	*	*	*	*	*	*	*	*	*
7600	2203	1147	3.22	1265	4.53	1380	5.87	1487	7.27	1588	8.75	1681	10.27	1771	11.87	*	*	*	*	*	*	*	*	*	*	*	*	*	*
7950	2304	1189	3.57	1304	4.93	1413	6.32	1517	7.75	1617	9.28	1709	10.85	1795	12.47	1883	14.17	*	*	*	*	*	*	*	*	*	*	*	*
8300	2406	1232	3.94	1342	5.34	1446	6.80	1549	8.27	1646	9.83	1738	11.46	1823	13.12	1903	14.82	1989	16.62	*	*	*	*	*	*	*	*	*	*
8650	2507	1275	4.33	1382	5.79	1480	7.31	1582	8.84	1675	10.40	1766	12.08	1851	13.79	1931	15.55	2010	17.37	2091	19.24	*	*	*	*	*	*	*	*
9000	2609	1319	4.77	1421	6.26	1516	7.84	1615	9.43	1706	11.03	1795	12.74	1880	14.51	1959	16.31	2035	18.16	2111	20.04	2189	22.02	*	*	*	*	*	*
9350	2710	1363	5.23	1461	6.77	1554	8.39	1648	10.04	1739	11.71	1824	13.42	1908	15.23	1987	17.08	2062	18.97	2134	20.91	2209	22.90	*	*	*	*	*	*
9700	2812	1407	5.73	1501	7.31	1593	8.99	1681	10.69	1771	12.40	1855	14.16	1937	16.00	2016	17.91	2090	19.83	2162	21.83	2230	23.83	2304	25.93	*	*	*	*
10050	2913	1452	6.26	1541	7.87	1631	9.59	1715	11.37	1804	13.14	1887	14.94	1967	16.82	2045	18.77	2119	20.75	2190	22.78	2257	24.81	2324	26.90	2395	29.08	*	*
10400	3014	1496	6.82	1582	8.48	1670	10.25	1752	12.09	1837	13.91	1919	15.75	1996	17.63	2074	19.65	2147	21.66	2218	23.75	2285	25.84	2350	27.97	2416	30.17	2484	32.42
10750	3116	1541	7.43	1622	9.11	1710	10.95	1790	12.83	1871	14.73	1952	16.62	2028	18.54	2103	20.55	2176	22.63	2246	24.75	2313	26.89	2378	29.09	2440	31.29	2504	33.55
11100	3217	1586	8.07	1663	9.78	1749	11.67	1828	13.60	1905	15.58	1985	17.52	2061	19.50	2133	21.52	2205	23.63	2275	25.80	2342	28.01	2406	30.23	2468	32.49	2528	34.78
11450	3319	1631	8.74	1707	10.52	1789	12.43	1867	14.42	1939	16.43	2018	18.44	2093	20.47	2165	22.55	2235	24.68	2304	26.89	2370	29.12	2434	31.40	2496	33.72	2555	36.03
11800	3420	1676	9.46	1750	11.27	1829	13.23	1906	15.27	1977	17.34	2052	19.43	2126	21.50	2197	23.61	2264	25.73	2333	28.01	2399	30.30	2463	32.64	2524	34.98	2583	37.34
12150	3522	1721	10.21	1794	12.09	1869	14.07	1945	16.16	2015	18.27	2086	20.45	2159	22.56	2230	24.74	2297	26.93	2362	29.15	2428	31.51	2491	33.87	2552	36.27	2612	38.73
12500	3623	1766	11.00	1837	12.92	1910	14.96	1984	17.09	2054	19.27	2120	21.49	2193	23.68	2262	25.87	2329	28.13	2393	30.40	2457	32.75	2520	35.17	2581	37.63	2640	40.11
12850	3725	1812	11.85	1881	13.81	1950	15.87	2024	18.07	2092	20.28	2158	22.57	2226	24.82	2295	27.07	2361	29.36	2425	31.69	2487	34.06	2549	36.51	2610	39.03	2669	41.57
13200	3826	1857	12.73	1925	14.75	1991	16.84	2063	19.07	2131	21.35	2196	23.68	2260	26.02	2329	28.35	2394	30.66	2457	33.03	2518	35.43	2579	37.92	2639	40.46	2697	43.01
13550	3928	1903	13.67	1969	15.72	2032	17.85	2103	20.13	2170	22.46	2234	24.83	2295	27.25	2362	29.62	2427	32.01	2490	34.44	2550	36.87	2608	39.32	2668	41.92	2726	44.54
13900	4029	1948	14.63	2014	16.77	2075	18.92	2143	21.23	2210	23.64	2273	26.06	2333	28.51	2396	30.97	2460	33.39	2522	35.85	2582	38.34	2640	40.86	2697	43.42	2755	46.10

NH SIZE 54

Outlet Size 21-1/2" x 28-1/8" I.D • Inlet Size 29" I.D. • Tip speed = RPM x 7.07
Wheel Diameter 27" • Outlet Area 4.20 Sq. Ft. Inside • Max. BHP = 3.96 $(\frac{RPM}{1000})^3$

S.P.		1.00		2.00		3.00		4.00		5.00		6.00		7.00		8.00		9.00		10.00		11.00		12.00		13.00		14.00	
CFM	OV	RPM	BHP	RPM	BHP	RPM	BHP	RPM	BHP	RPM	BHP	RPM	BHP	RPM	BHP	RPM	BHP	RPM	BHP	RPM	BHP	RPM	BHP	RPM	BHP	RPM	BHP	RPM	BHP
6900	1643	842	2.15	978	3.38	1101	4.72	1211	6.15	*	*	*	*	*	*	*	*	*	*	*	*	*	*	*	*	*	*	*	*
7300	1738	875	2.40	1006	3.69	1125	3.33	1231	6.54	*	*	*	*	*	*	*	*	*	*	*	*	*	*	*	*	*	*	*	*
7700	1833	909	2.67	1034	4.02	1150	5.07	1255	6.97	1353	8.57	*	*	*	*	*	*	*	*	*	*	*	*	*	*	*	*	*	*
8100	1928	943	2.96	1062	4.37	1175	5.44	1279	7.41	1373	9.06	1468	10.81	*	*	*	*	*	*	*	*	*	*	*	*	*	*	*	*
8500	2024	977	3.27	1091	4.75	1202	5.84	1304	7.90	1397	9.60	1485	11.36	*	*	*	*	*	*	*	*	*	*	*	*	*	*	*	*
8900	2119	1012	3.61	1121	5.15	1229	6.27	1328	8.38	1421	10.15	1506	11.96	1592	13.86	*	*	*	*	*	*	*	*	*	*	*	*	*	*
9300	2214	1047	3.98	1154	5.58	1257	6.73	1353	8.90	1445	10.72	1530	12.60	1610	14.53	1693	16.55	*	*	*	*	*	*	*	*	*	*	*	*
9700	2310	1083	4.38	1187	6.04	1285	7.22	1380	9.48	1470	11.34	1554	13.26	1632	15.24	1710	17.28	*	*	*	*	*	*	*	*	*	*	*	*
10100	2405	1120	4.81	1220	6.51	1314	7.73	1407	10.08	1495	11.98	1578	13.95	1655	15.96	1728	18.04	1806	20.23	*	*	*	*	*	*	*	*	*	*
10500	2500	1157	5.27	1253	7.02	1343	8.29	1435	10.72	1520	12.64	1602	14.65	1679	16.73	1752	18.88	1823	21.06	1897	23.35	*	*	*	*	*	*	*	*
10900	2595	1194	5.75	1287	7.57	1373	8.87	1463	11.39	1546	13.34	1627	15.41	1704	17.56	1776	19.74	1844	21.96	1915	24.30	1985	26.67	*	*	*	*	*	*
11300	2690	1232	6.29	1321	8.14	1406	9.47	1491	12.09	1574	14.11	1652	16.19	1728	18.38	1800	20.63	1868	22.92	1933	25.25	2002	27.67	*	*	*	*	*	*
11700	2786	1269	6.84	1355	8.75	1439	10.11	1520	12.84	1602	14.91	1677	17.00	1753	19.26	1800	21.55	1892	23.90	1957	26.30	2020	28.73	2087	31.26	*	*	*	*
12100	2881	1307	7.44	1389	9.38	1472	10.78	1549	13.61	1630	15.75	1705	17.91	1778	20.17	1824	22.53	1916	24.91	1980	27.34	2042	29.84	2104	32.36	2169	35.02	*	*
12500	2976	1345	8.07	1424	10.07	1505	11.48	1579	14.41	1658	16.61	1733	18.85	1803	21.11	1849	23.53	1941	25.99	2004	28.44	2066	31.01	2125	33.59	2186	36.21	2248	38.93
12900	3071	1383	8.74	1459	10.79	1538	12.21	1611	15.23	1686	17.50	1760	19.79	1830	22.12	1874	24.53	1965	27.05	2029	29.62	2090	32.21	2148	34.80	2205	37.49	2266	40.27
13300	3167	1421	9.44	1494	11.54	1572	13.79	1644	16.11	1715	18.46	1788	20.79	1857	23.17	1898	25.59	1990	28.19	2053	30.78	2114	33.44	2172	36.10	2229	38.85	2283	41.57
13700	3262	1460	10.21	1530	12.34	1606	14.65	1677	17.02	1744	19.45	1817	21.86	1885	24.28	1923	26.75	2015	29.36	2078	32.02	2138	34.70	2196	37.43	2252	40.19	2307	43.04
14100	3357	1498	10.99	1567	13.19	1640	15.54	1710	17.97	1775	20.45	1845	22.93	1913	25.43	1950	27.98	2040	30.55	2102	33.24	2163	36.04	2220	38.78	2276	41.62	2330	44.48
14500	3452	1537	11.84	1604	14.08	1674	16.47	1743	18.96	1808	21.51	1874	24.07	1941	26.61	1978	29.20	2066	31.81	2127	34.54	2187	37.36	2245	40.23	2301	43.13	2354	46.00
14900	3548	1575	12.71	1641	15.02	1708	17.43	1777	20.01	1841	22.62	1903	25.25	1970	27.87	2005	30.50	2094	33.19	2152	35.88	2212	38.77	2269	41.65	2325	44.62	2378	47.56
15300	3643	1614	13.64	1678	15.99	1743	18.46	1810	21.07	1873	23.72	1933	26.45	1998	29.13	2061	31.83	2121	34.55	2179	37.33	2237	40.21	2294	43.16	2349	46.15	2403	49.21
15700	3738	1653	14.62	1716	17.03	1778	19.54	1844	22.20	1906	24.90	1966	27.71	2027	30.47	2089	33.20	2149	36.00	2207	38.85	2262	41.69	2319	44.71	2374	47.77	2427	50.84
16100	3833	1692	15.64	1753	18.09	1813	20.65	1878	23.37	1940	26.16	1998	28.97	2056	31.85	2118	34.66	2177	37.49	2234	40.37	2289	43.28	2344	46.30	2399	49.42	2452	52.57
16500	3929	1731	16.71	1791	19.23	1848	21.81	1912	24.58	1973	27.43	2031	30.32	2086	33.24	2146	36.12	2205	39.02	2262	41.98	2317	44.96	2369	47.91	2424	51.12	2476	54.27

All capacities based on Standard Air (Density .075 #/cu. ft. — 70°F —29.92" Hg. Bar). Performance shown is for NH exhaust fans for installation type B-free inlet, ducted outlet.
Power rating (BHP) does not include drive losses. Performance ratings do not include the effects of appurtenances in the airstream.
Note: Uncolored area indicates Class II wheel; Purple area indicates Class III wheel; Green area indicates Class IV wheel. Asterisk (*) = Unstable Operating Range

Type NH Fans

NON-OVERLOADING MEDIUM SPEED HIGH EFFICIENCY

NH SIZE 60

Outlet Size 23-3/4" x 31-1/4" I.D • Inlet Size 32" I.D. • Tip speed = RPM x 7.85
Wheel Diameter 30" • Outlet Area 5.15 Sq. Ft. Inside • Max. BHP = 6.71 $(\frac{RPM}{1000})^3$

S.P.		1.00		2.00		3.00		4.00		5.00		6.00		7.00		8.00		9.00		10.00		11.00		12.00		13.00		14.00	
CFM	OV	RPM	BHP	RPM	BHP	RPM	BHP	RPM	BHP	RPM	BHP	RPM	BHP	RPM	BHP	RPM	BHP	RPM	BHP	RPM	BHP	RPM	BHP	RPM	BHP	RPM	BHP	RPM	BHP
8500	1650	757	2.65	879	4.15	990	5.81	1089	7.57	*	*	*	*	*	*	*	*	*	*	*	*	*	*	*	*	*	*	*	*
9000	1748	787	2.95	905	4.55	1012	6.24	1108	8.07	*	*	*	*	*	*	*	*	*	*	*	*	*	*	*	*	*	*	*	*
9500	1845	818	3.29	930	4.95	1035	6.72	1129	8.59	1218	10.58	*	*	*	*	*	*	*	*	*	*	*	*	*	*	*	*	*	*
10000	1942	849	3.65	956	5.40	1057	7.19	1151	9.15	1236	11.20	1321	13.34	*	*	*	*	*	*	*	*	*	*	*	*	*	*	*	*
10500	2039	880	4.04	982	5.87	1082	7.75	1174	9.76	1257	11.84	1337	14.04	*	*	*	*	*	*	*	*	*	*	*	*	*	*	*	*
11000	2136	911	4.46	1010	6.38	1107	8.32	1196	10.37	1279	12.53	1356	14.79	1433	17.12	*	*	*	*	*	*	*	*	*	*	*	*	*	*
11500	2233	943	4.92	1039	6.90	1132	8.93	1219	11.03	1301	13.25	1377	15.56	1449	17.95	1524	20.45	*	*	*	*	*	*	*	*	*	*	*	*
12000	2330	976	5.42	1069	7.46	1158	9.59	1243	11.74	1324	14.03	1399	16.39	1469	18.83	1540	21.38	*	*	*	*	*	*	*	*	*	*	*	*
12500	2427	1010	5.97	1100	8.08	1184	10.27	1268	12.50	1346	14.80	1421	17.25	1491	19.77	1557	22.35	1626	25.03	*	*	*	*	*	*	*	*	*	*
13000	2524	1044	6.55	1130	8.71	1210	10.99	1293	13.29	1369	15.64	1444	18.18	15.13	20.74	1578	23.37	1642	26.09	1709	28.94	*	*	*	*	*	*	*	*
13500	2621	1078	7.17	1161	9.40	1239	11.77	1319	14.14	1394	16.56	1466	19.10	15.35	21.75	1600	24.46	1662	27.24	1724	30.06	1788	33.04	*	*	*	*	*	*
14000	2718	1112	7.83	1192	10.13	1268	12.55	1345	15.03	1419	17.51	1489	20.09	1558	22.83	1622	25.58	1683	27.40	1742	31.31	1804	34.32	*	*	*	*	*	*
14500	2816	1146	8.52	1223	10.89	1298	13.39	1371	15.96	1444	18.50	1512	21.11	1580	23.90	1644	26.73	1705	29.63	1763	32.58	1820	35.63	1880	38.74	*	*	*	*
15000	2913	1181	9.29	1254	11.68	1328	14.27	1397	16.92	1470	19.56	1537	22.22	1603	25.04	1667	27.97	1727	30.91	1785	33.94	1840	36.98	1896	40.16	1954	43.41	*	*
15500	3010	1215	10.07	1286	12.55	1358	15.18	1425	17.93	1496	20.67	1563	23.42	1626	26.23	1689	29.19	1749	32.21	1807	35.33	1862	38.46	1915	41.65	1970	44.95	2025	48.26
16000	3107	1250	10.92	1317	13.43	1389	16.17	1455	18.99	1522	21.81	1588	24.62	1651	27.52	1712	30.50	1772	33.61	1829	36.76	1884	39.97	1937	43.24	1987	46.48	2041	49.90
16500	3204	1285	11.82	1349	14.38	1420	17.21	1484	20.05	1548	22.99	1614	25.90	1676	28.85	1735	31.85	1794	34.99	1851	38.22	1906	41.52	1958	44.81	2009	48.20	2058	51.61
17000	3301	1320	12.77	1382	15.39	1450	18.25	1514	21.20	1574	24.22	1639	27.18	1701	30.22	1759	33.27	1817	36.47	1874	39.79	1928	43.11	1980	46.48	2031	49.96	2080	53.45
17500	3398	1355	13.77	1416	16.47	1481	19.37	1544	22.39	1603	25.48	1665	28.55	1727	31.69	1784	34.78	1840	37.99	1896	41.34	1950	44.74	2002	48.20	2053	51.76	2101	55.25
18000	3495	1390	14.82	1450	17.60	1513	20.58	1575	23.67	1633	26.82	1692	30.02	1752	33.15	1810	36.39	1865	39.65	1919	42.99	1973	46.48	2025	50.03	2075	53.60	2123	57.18
18500	3592	1425	15.93	1484	18.79	1544	21.79	1605	4.95	1663	28.21	1718	31.48	1778	34.72	1835	37.99	1890	41.34	1942	44.68	1996	48.27	2047	51.82	2097	55.48	2145	59.15
19000	3689	1460	17.09	1518	20.03	1576	23.10	1636	26.32	1693	29.64	1746	32.97	1804	36.33	1861	39.70	1915	43.08	1967	46.52	2018	50.02	2070	53.74	2119	57.41	2167	61.16
19500	3786	1496	18.34	1552	21.32	1607	24.41	1667	27.75	1723	31.13	1776	34.56	1830	37.99	1886	41.40	1940	44.87	1992	48.40	2041	51.89	2092	55.63	2142	59.46	2190	63.30
20000	3883	1531	19.62	1586	22.67	1639	25.83	1698	29.23	1753	32.66	1806	36.20	1857	39.76	1912	43.21	1966	46.78	2017	50.34	2066	53.91	2115	57.63	2164	61.47	2212	65.40
20500	3981	1567	20.99	1621	24.12	1672	27.33	1729	30.76	1784	34.30	1836	37.89	1885	41.50	1939	45.14	1992	48.75	2042	52.32	2091	55.99	2139	59.75	2139	59.75	2235	67.64

NH SIZE 66

Outlet Size 26-1/4" x 34-3/8" I.D • Inlet Size 34-1/2" I.D. • Tip speed = RPM x 8.64
Wheel Diameter 33" • Outlet Area 6.27 Sq. Ft. Inside • Max. BHP = 10.80 $(\frac{RPM}{1000})^3$

S.P.		1.00		2.00		3.00		4.00		5.00		6.00		7.00		8.00		9.00		10.00		11.00		12.00		13.00		14.00	
CFM	OV	RPM	BHP	RPM	BHP	RPM	BHP	RPM	BHP	RPM	BHP	RPM	BHP	RPM	BHP	RPM	BHP	RPM	BHP	RPM	BHP	RPM	BHP	RPM	BHP	RPM	BHP	RPM	BHP
10300	1643	689	3.22	800	5.04	900	7.03	991	9.19	*	*	*	*	*	*	*	*	*	*	*	*	*	*	*	*	*	*	*	*
10900	1738	716	3.58	823	5.51	920	7.56	1007	9.76	*	*	*	*	*	*	*	*	*	*	*	*	*	*	*	*	*	*	*	*
11500	1834	744	3.99	846	6.01	941	8.13	1027	10.41	1107	12.80	*	*	*	*	*	*	*	*	*	*	*	*	*	*	*	*	*	*
12100	1930	771	4.41	869	6.53	961	8.71	1047	11.09	1123	13.53	1201	16.14	*	*	*	*	*	*	*	*	*	*	*	*	*	*	*	*
12700	2026	800	4.89	893	7.11	983	9.36	1067	11.80	1143	14.33	1215	16.96	*	*	*	*	*	*	*	*	*	*	*	*	*	*	*	*
13300	2121	828	5.39	918	7.72	1006	10.06	1087	12.54	1163	15.17	1232	17.86	1303	20.72	*	*	*	*	*	*	*	*	*	*	*	*	*	*
13900	2217	857	5.95	944	8.33	1029	10.80	1107	13.30	1183	16.04	1252	18.84	1317	21.69	1385	24.71	*	*	*	*	*	*	*	*	*	*	*	*
14500	2313	886	6.53	971	9.01	1052	11.57	1129	14.16	1203	16.95	1271	19.80	1335	22.75	1399	25.81	*	*	*	*	*	*	*	*	*	*	*	*
15100	2408	917	7.19	998	9.73	1075	12.38	1152	15.09	1223	17.88	1291	20.83	1355	23.89	1414	26.96	1478	30.26	*	*	*	*	*	*	*	*	*	*
15700	2504	947	7.87	1026	10.51	1099	13.26	1175	16.05	1244	18.90	1311	21.91	1375	25.07	1434	28.24	1492	31.50	1552	34.88	*	*	*	*	*	*	*	*
16300	2600	978	8.62	1053	11.30	1124	14.16	1198	17.06	1266	19.98	1332	23.07	1394	26.23	1454	29.55	1509	32.83	1567	36.33	1624	39.84	*	*	*	*	*	*
16900	2695	1009	9.42	1081	12.17	1151	15.12	1221	18.11	1288	21.09	1352	24.21	1415	27.54	1473	30.84	1529	34.28	1582	37.76	1639	41.42	*	*	*	*	*	*
17500	2791	1040	10.26	1109	13.08	1178	16.12	1244	19.19	1311	22.30	1373	25.45	1435	8.83	1493	32.24	1549	35.78	1601	39.28	1653	42.95	1708	46.75	*	*	*	*
18100	2887	1071	11.16	1138	14.07	1205	17.17	1268	20.37	1334	23.54	1396	26.81	1455	30.15	1513	33.67	1569	37.31	1621	40.92	1671	44.60	1722	48.41	1775	52.36	*	*
18700	2982	1102	12.10	1166	15.07	1232	18.27	1293	21.58	1357	24.84	1418	28.16	1476	31.59	1534	35.21	1589	38.89	1641	42.60	1691	46.38	1739	50.21	1789	54.16	1840	58.25
19300	3078	1133	13.10	1195	16.16	1260	19.45	1320	22.85	1381	26.23	1441	29.62	1498	33.10	1554	36.73	1609	40.51	1661	44.32	1711	48.20	1759	52.14	1805	56.10	1854	60.18
19900	3174	1165	14.19	1223	17.27	1287	20.64	1346	24.11	1405	27.68	1464	31.13	1521	34.72	1575	38.36	1629	42.18	1681	46.09	1730	49.99	1778	54.02	1824	58.07	1869	62.24
20500	3270	1196	15.30	1253	18.48	1315	21.93	1373	25.48	1428	29.12	1488	32.75	1544	36.40	1597	40.09	1649	43.89	1701	47.91	1750	51.91	1798	56.04	1844	60.19	1888	64.35
21100	3365	1228	16.52	1283	19.75	1343	23.27	1401	26.95	1454	30.64	1511	34.36	1567	38.12	1619	41.85	1670	45.73	1721	49.77	1771	53.96	1818	58.11	1864	62.36	1908	66.62
21700	3461	1259	17.75	1314	21.11	1371	24.67	1428	28.42	1481	32.24	1535	36.09	1590	39.90	1642	43.74	1692	47.67	1742	51.76	1791	5.98	1838	60.22	1883	64.48	1927	68.84
22300	3557	1291	19.08	1345	22.54	1400	26.18	1455	29.95	1508	33.89	1558	37.80	1613	41.74	1665	45.69	1715	49.73	1762	53.72	1811	58.04	1858	62.39	1903	66.75	1947	71.21
22900	3652	1323	20.49	1375	23.99	1428	27.69	1483	31.60	1535	35.60	1584	39.68	1637	43.70	1688	47.70	1737	51.77	1785	55.97	1832	60.25	1878	64.61	1924	69.18	1967	73.63
23500	3748	1355	21.96	1406	25.55	1457	29.32	1511	33.30	1562	37.37	1610	41.49	1660	45.65	1711	49.77	1760	53.95	1807	58.17	1852	62.41	1899	66.98	1944	71.55	1987	76.11
24100	3844	1387	23.50	1437	27.17	1485	30.95	1539	35.07	1589	39.20	1637	43.45	1684	47.74	1735	51.98	1783	56.19	1830	60.53	1875	64.89	1919	69.30	1964	73.98	2007	78.64
24700	3939	1419	25.11	1468	28.87	1514	32.70	1567	36.90	1617	41.16	1664	45.46	1709	49.84	1758	54.16	1806	58.49	1853	62.95	1897	67.31	1940	71.77	1985	76.58	2028	81.34

All capacities based on Standard Air (Density .075 #/cu. ft. — 70°F —29.92" Hg. Bar). Performance shown is for NH exhaust fans for installation type B-free inlet, ducted outlet.
Power rating (BHP) does not include drive losses. Performance ratings do not include the effects of appurtenances in the airstream.
Note: Uncolored area indicates Class II wheel; Purple area indicates Class III wheel; Green area indicates Class IV wheel. Asterisk (*) = Unstable Operating Range

Type NH Fans

NON-OVERLOADING MEDIUM SPEED HIGH EFFICIENCY

NH SIZE 73

Outlet Size 29" x 38" I.D • Inlet Size 38-1/2" I.D. • Tip speed = RPM x 9.56
Wheel Diameter 36-1/2" • Outlet Area 7.65 Sq. Ft. Inside • Max. BHP = 18.70 $(\frac{RPM}{1000})^3$

S.P.		1.00		2.00		3.00		4.00		5.00		6.00		7.00		8.00		9.00		10.00		11.00		12.00		13.00		14.00	
CFM	OV	RPM	BHP	RPM	BHP	RPM	BHP	RPM	BHP	RPM	BHP	RPM	BHP	RPM	BHP	RPM	BHP	RPM	BHP	RPM	BHP	RPM	BHP	RPM	BHP	RPM	BHP	RPM	BHP
14800	1935	668	4.94	758	7.48	840	10.15	918	13.04	*	*	*	*	*	*	*	*	*	*	*	*	*	*	*	*	*	*	*	*
15600	2039	694	5.50	781	8.18	859	10.91	936	13.91	*	*	*	*	*	*	*	*	*	*	*	*	*	*	*	*	*	*	*	*
16400	2144	720	6.10	803	8.89	881	11.76	954	14.81	*	*	*	*	*	*	*	*	*	*	*	*	*	*	*	*	*	*	*	*
17200	2248	746	6.74	827	9.67	903	12.66	972	15.74	1041	19.10	*	*	*	*	*	*	*	*	*	*	*	*	*	*	*	*	*	*
18000	2353	774	7.48	852	10.50	925	13.60	992	16.80	1059	20.21	1122	23.79	*	*	*	*	*	*	*	*	*	*	*	*	*	*	*	*
18800	2458	803	8.29	877	11.37	948	14.64	1013	17.88	1077	21.36	1140	25.08	*	*	*	*	*	*	*	*	*	*	*	*	*	*	*	*
19600	2562	831	9.13	902	12.29	970	15.68	1035	19.06	1096	22.62	1158	26.41	1215	30.24	*	*	*	*	*	*	*	*	*	*	*	*	*	*
20400	2667	860	10.05	928	13.30	993	16.81	1057	20.30	1116	23.91	1176	27.78	1233	31.75	*	*	*	*	*	*	*	*	*	*	*	*	*	*
21200	2771	889	11.05	954	14.37	1017	17.97	1080	21.65	1138	25.35	1194	29.20	1251	33.30	1305	37.52	*	*	*	*	*	*	*	*	*	*	*	*
22000	2876	918	12.10	980	15.49	1042	19.21	1102	22.99	1160	26.84	1213	30.71	1269	34.90	1322	39.17	*	*	*	*	*	*	*	*	*	*	*	*
22800	2980	947	13.22	1006	16.68	1067	20.51	1125	24.46	1182	28.39	1235	32.40	1287	36.55	1340	40.95	1391	45.51	*	*	*	*	*	*	*	*	*	*
23600	3085	977	14.46	1032	17.92	1092	21.87	1148	25.98	1204	29.99	1257	34.15	1306	38.33	1359	42.88	1409	47.48	1456	52.09	1527	60.21	*	*	*	*	*	*
24400	3190	1006	15.72	1058	19.23	1118	23.34	1172	27.52	1227	31.74	1279	35.97	1328	40.29	1377	44.78	1427	49.51	1474	54.24	1542	62.22	*	*	*	*	*	*
25200	3294	1036	17.11	1086	20.69	1143	24.82	1197	29.16	1250	33.55	1301	37.85	1350	42.31	1396	46.81	1445	51.59	1492	56.46	1556	64.16	1600	69.33	*	*	*	*
26000	3399	1065	18.53	1114	22.21	1169	26.43	1222	30.87	1273	35.43	1324	39.88	1372	44.40	1417	48.94	1463	53.73	1510	58.73	1571	66.26	1614	71.42	1656	76.71	*	*
26800	3503	1095	20.08	1143	23.89	1195	28.13	1247	32.65	1296	37.33	1346	41.98	1394	46.74	1439	51.52	1482	56.38	1529	61.52	1586	68.40	1629	73.67	1670	78.93	*	*
27600	3608	1125	21.71	1172	25.63	1221	29.88	1273	34.58	1321	39.34	1369	44.13	1416	48.94	1461	53.87	1504	58.88	1547	63.98	1601	70.59	1644	75.97	1685	81.35	1725	86.83
28400	3712	1154	23.37	1200	27.39	1247	31.71	1298	36.50	1346	41.42	1392	46.35	1439	51.32	1483	56.29	1526	61.44	1567	66.64	1616	72.82	1658	78.18	1700	83.81	1739	89.24
29200	3817	1184	25.18	1229	29.31	1274	33.69	1324	38.58	1371	43.57	1415	48.63	1461	53.67	1505	58.78	1548	64.08	1588	69.30	1631	75.10	1673	80.57	1714	86.16	1754	91.86
30000	3922	1214	27.08	1258	31.31	1300	35.67	1349	40.64	1396	45.81	1440	51.02	1484	56.19	1528	61.47	1570	66.80	1610	72.15	1647	77.37	1688	83.01	1729	88.71	1769	94.53
30800	4026	1244	29.08	1287	33.41	1328	37.87	1375	42.88	1421	48.11	1464	53.38	1507	58.80	1550	64.11	1592	69.59	1632	75.09	1665	79.88	1703	85.49	1744	91.31	1783	97.08

NH SIZE 80-1/2

Outlet Size 32" x 42" I.D • Inlet Size 42-1/4" I.D. • Tip speed = RPM x 10.54
Wheel Diameter 40-1/4" • Outlet Area 9.33 Sq. Ft. Inside • Max. BHP = 30.42 $(\frac{RPM}{1000})^3$

S.P.		1.00		2.00		3.00		4.00		5.00		6.00		7.00		8.00		9.00		10.00		11.00		12.00		13.00		14.00	
CFM	OV	RPM	BHP	RPM	BHP	RPM	BHP	RPM	BHP	RPM	BHP	RPM	BHP	RPM	BHP	RPM	BHP	RPM	BHP	RPM	BHP	RPM	BHP	RPM	BHP	RPM	BHP	RPM	BHP
19000	2036	630	6.71	708	9.96	780	13.40	849	16.98	*	*	*	*	*	*	*	*	*	*	*	*	*	*	*	*	*	*	*	*
19750	2117	648	7.26	724	10.64	795	14.17	862	17.87	*	*	*	*	*	*	*	*	*	*	*	*	*	*	*	*	*	*	*	*
20500	2197	667	7.88	741	11.39	810	14.97	875	18.79	937	22.72	*	*	*	*	*	*	*	*	*	*	*	*	*	*	*	*	*	*
21250	2278	685	8.50	758	12.12	825	15.80	887	19.67	950	23.79	*	*	*	*	*	*	*	*	*	*	*	*	*	*	*	*	*	*
22000	2358	705	9.21	775	12.88	841	16.72	901	20.65	962	24.83	1019	29.13	*	*	*	*	*	*	*	*	*	*	*	*	*	*	*	*
22750	2438	725	9.96	793	13.72	857	17.67	917	21.75	975	25.97	1031	30.32	*	*	*	*	*	*	*	*	*	*	*	*	*	*	*	*
23500	2519	745	10.75	810	14.55	873	18.66	932	22.81	988	27.14	1044	31.62	*	*	*	*	*	*	*	*	*	*	*	*	*	*	*	*
24250	2599	765	11.59	828	15.47	889	19.69	947	23.91	1001	28.33	1057	32.96	1109	37.66	*	*	*	*	*	*	*	*	*	*	*	*	*	*
25000	2680	785	12.46	846	16.42	905	20.75	963	25.12	1016	29.60	1069	34.24	1121	39.06	*	*	*	*	*	*	*	*	*	*	*	*	*	*
25750	2760	805	13.38	864	17.42	922	21.84	979	26.36	1031	30.90	1082	35.65	1134	40.60	1182	45.56	*	*	*	*	*	*	*	*	*	*	*	*
26500	2840	826	14.40	882	18.45	939	22.97	994	27.57	1047	32.33	1095	37.09	1147	42.18	1195	47.26	*	*	*	*	*	*	*	*	*	*	*	*
27250	2921	846	15.41	900	19.53	957	24.20	1010	28.90	1062	33.71	1110	38.60	1159	43.69	1208	49.01	1253	54.25	*	*	*	*	*	*	*	*	*	*
28000	001	866	16.48	919	20.72	974	25.41	1026	30.27	1078	35.23	1125	40.15	1172	45.35	1220	50.68	1266	56.17	*	*	*	*	*	*	*	*	*	*
28750	3081	887	17.65	937	21.88	992	26.73	1042	31.68	1093	36.69	1141	41.86	1186	47.12	1233	52.51	1278	57.99	1321	63.58	*	*	*	*	*	*	*	*
29500	3162	908	18.87	955	23.09	1010	28.10	1059	33.14	1109	38.29	1156	43.49	1201	48.89	1246	54.38	1291	60.00	1334	65.71	*	*	*	*	*	*	*	*
30250	3242	928	20.09	974	24.41	1027	29.43	1077	34.72	1125	39.95	1172	45.29	1216	50.71	1259	56.30	1304	62.04	1346	67.74	1388	73.78	*	*	*	*	*	*
31000	3323	949	21.43	994	25.83	1045	30.89	1094	36.24	1141	41.64	1187	47.02	1231	52.57	1273	58.26	1316	63.99	1359	69.95	1400	75.97	1439	82.00	*	*	*	*
31750	3403	970	22.82	1014	27.31	1063	32.41	1111	37.81	1157	43.39	1203	48.91	1247	54.60	1288	60.29	1329	66.12	1372	72.22	1413	78.37	1452	84.53	*	*	*	*
32500	3483	990	24.21	1034	28.85	1082	34.06	1129	39.53	1173	45.15	1219	50.85	1262	56.55	1303	62.38	1342	68.28	1385	74.53	14.25	80.65	1464	86.92	1502	93.35	*	*
33250	3564	1011	25.72	1054	30.45	1100	35.67	1147	41.31	1191	47.08	1235	52.84	1278	58.69	1318	64.51	1357	70.54	1397	76.73	1438	83.14	1477	89.54	1515	96.10	*	*
34000	3644	1032	27.30	1074	32.10	1118	37.34	1164	43.03	1208	48.95	1251	54.88	1293	60.74	1334	66.84	1373	73.01	1410	79.14	1451	85.68	1490	92.21	1527	98.70	1563	105.31
34750	3725	1053	28.94	1094	33.82	1136	39.06	1183	44.90	1225	50.86	1267	56.98	1309	62.98	1349	69.08	1388	75.38	1425	81.71	1464	88.27	1502	94.75	1540	101.55	1576	108.28
35500	3805	1074	30.65	1114	35.59	1155	40.94	1200	46.84	1243	52.96	1283	59.11	1325	65.28	1365	71.52	1403	77.80	1440	84.26	1476	90.72	1515	97.52	1552	104.26	1588	111.11
36250	3885	1095	32.43	1135	37.53	1173	42.76	1218	48.83	1260	54.98	1300	61.28	1341	67.63	1381	74.01	1419	80.44	1455	86.86	1490	93.42	1528	100.34	1565	107.21	1601	114.19
37000	3966	1116	34.27	1155	39.44	1192	44.75	1236	50.87	1278	57.18	1318	63.64	1357	70.04	1396	76.40	1434	82.96	1471	89.70	1506	96.40	1541	103.21	1578	110.21	1614	117.33

All capacities based on Standard Air (Density .075 #/cu. ft. — 70°F —29.92" Hg. Bar). Performance shown is for NH exhaust fans for installation type B-free inlet, ducted outlet.
Power rating (BHP) does not include drive losses. Performance ratings do not include the effects of appurtenances in the airstream.
Note: Uncolored area indicates Class II wheel; Purple area indicates Class III wheel; Green area indicates Class IV wheel. Asterisk (*) = Unstable Operating Range

Type NH Fans

NON-OVERLOADING MEDIUM SPEED HIGH EFFICIENCY

NH SIZE 89

Outlet Size 35-3/8" x 46-1/2" I.D • Inlet Size 46-1/4" I.D. • Tip speed = RPM x 11.65
Wheel Diameter 44-1/2" • Outlet Area 11.41 Sq. Ft. Inside • Max. BHP = 50.18 $(\frac{RPM}{1000})^3$

S.P.		1.00		2.00		3.00		4.00		5.00		6.00		7.00		8.00		9.00		10.00		11.00		12.00		13.00		14.00	
CFM	OV	RPM	BHP	RPM	BHP	RPM	BHP	RPM	BHP	RPM	BHP	RPM	BHP	RPM	BHP	RPM	BHP	RPM	BHP	RPM	BHP	RPM	BHP	RPM	BHP	RPM	BHP	RPM	BHP
23000	2016	566	8.05	637	11.98	702	16.14	765	20.49	*	*	*	*	*	*	*	*	*	*	*	*	*	*	*	*	*	*	*	*
23950	2099	583	8.75	652	12.84	716	17.11	777	21.60	*	*	*	*	*	*	*	*	*	*	*	*	*	*	*	*	*	*	*	*
24900	2182	600	9.49	667	13.73	730	18.11	789	22.73	846	27.59	*	*	*	*	*	*	*	*	*	*	*	*	*	*	*	*	*	*
25850	2266	617	10.27	683	14.65	745	19.22	801	23.91	857	28.83	*	*	*	*	*	*	*	*	*	*	*	*	*	*	*	*	*	*
26800	2349	636	11.18	700	15.68	759	20.30	814	25.16	869	30.21	921	35.52	*	*	*	*	*	*	*	*	*	*	*	*	*	*	*	*
27750	2432	654	12.08	716	16.69	774	21.51	828	26.45	881	31.64	932	36.98	*	*	*	*	*	*	*	*	*	*	*	*	*	*	*	*
28700	2515	673	13.10	733	17.81	789	22.76	842	27.79	893	33.10	944	38.61	*	*	*	*	*	*	*	*	*	*	*	*	*	*	*	*
29650	2599	692	14.16	749	18.91	804	24.06	857	29.27	905	34.59	956	40.28	1003	46.02	*	*	*	*	*	*	*	*	*	*	*	*	*	*
30600	2682	711	15.29	766	20.13	819	25.41	872	30.80	920	36.30	968	42.00	1015	47.91	*	*	*	*	*	*	*	*	*	*	*	*	*	*
31550	2765	730	16.48	783	21.41	835	26.79	886	32.28	934	37.94	980	43.77	1026	49.69	1070	55.84	*	*	*	*	*	*	*	*	*	*	*	*
32500	2848	749	17.73	800	22.73	851	28.22	901	33.91	948	39.64	992	45.55	1038	51.67	1082	57.98	*	*	*	*	*	*	*	*	*	*	*	*
33450	2932	768	19.04	817	24.12	868	29.81	916	35.61	963	41.51	1006	47.46	1050	53.69	1094	60.17	1135	66.64	*	*	*	*	*	*	*	*	*	*
34400	3015	787	20.41	834	25.56	884	31.35	931	37.35	977	43.31	1021	49.57	1062	55.77	1106	62.42	1147	69.05	*	*	*	*	*	*	*	*	*	*
35350	3098	806	21.86	851	27.06	901	33.05	946	39.16	992	45.30	1035	51.60	1075	57.96	1118	64.71	1159	71.51	1198	78.40	*	*	*	*	*	*	*	*
36300	3181	826	23.45	869	28.71	917	34.70	962	40.99	1007	47.35	1049	53.67	1090	60.36	1130	67.07	1171	74.03	1209	80.88	1247	88.16	*	*	*	*	*	*
37250	3265	845	25.03	886	30.31	934	36.53	978	42.89	1022	49.46	1064	55.96	1104	62.67	1142	69.47	1182	76.41	1221	3.61	1258	90.84	*	*	*	*	*	*
38200	3348	864	26.69	905	32.16	951	38.42	995	44.98	1037	51.63	1079	58.32	1118	65.03	1156	72.04	1194	79.03	1233	86.40	1270	93.79	1306	101.38	*	*	*	*
39150	3431	884	28.51	924	34.09	968	40.37	1011	47.00	1052	53.86	1093	60.57	1133	67.63	1170	74.63	1207	81.92	1245	89.25	1282	96.80	1317	104.32	*	*	*	*
40100	3514	903	30.31	943	36.10	985	42.39	1028	49.23	1068	56.21	1108	63.06	1147	70.12	1184	77.29	1220	84.71	1257	92.16	1294	99.88	1329	107.55	1363	115.37	*	*
41050	3598	923	32.30	961	38.06	1002	44.48	1044	51.38	1084	58.54	1123	65.61	1162	72.85	1199	80.20	1234	87.60	1269	95.13	1306	103.02	1341	110.85	1375	118.84	1408	126.94
42000	3681	942	34.26	980	40.22	1019	46.64	1061	53.74	1100	60.94	1138	68.22	1177	75.66	1213	82.98	1248	90.54	1282	98.31	1318	106.22	1353	114.22	1387	122.36	1419	130.36
42950	3764	962	36.42	999	42.47	1036	48.86	1078	56.17	1116	63.41	1153	70.91	1191	78.33	1228	86.04	1262	93.56	1296	101.50	1330	109.49	1365	117.65	1398	125.69	1431	134.11
43900	3848	982	38.66	1018	44.79	1054	51.31	1094	58.52	1133	66.12	1169	73.71	1206	81.28	1242	88.96	1277	96.87	1310	104.75	1342	112.79	1377	121.15	1410	129.35	1443	137.93
44850	3931	1001	40.88	1037	47.20	1071	53.69	1111	61.10	1149	68.73	1185	76.51	1221	84.30	1257	92.16	1291	100.02	1324	108.07	1356	116.27	1389	124.71	1422	133.07	1455	141.82
45800	4014	1021	43.30	1056	49.70	1089	56.25	1128	63.76	1166	71.60	1201	79.38	1236	87.39	1272	95.44	1306	103.48	1339	111.71	1370	119.83	1401	128.33	1434	136.87	1467	145.78

NH SIZE 98

Outlet Size 39" x 51-1/8" I.D • Inlet Size 51-1/4" I.D. • Tip speed = RPM x 12.83
Wheel Diameter 49" • Outlet Area 13.85 Sq. Ft. Inside • Max. BHP = 81.31 $(\frac{RPM}{1000})^3$

S.P.		1.00		2.00		3.00		4.00		5.00		6.00		7.00		8.00		9.00		10.00		11.00		12.00		13.00		14.00	
CFM	OV	RPM	BHP	RPM	BHP	RPM	BHP	RPM	BHP	RPM	BHP	RPM	BHP	RPM	BHP	RPM	BHP	RPM	BHP	RPM	BHP	RPM	BHP	RPM	BHP	RPM	BHP	RPM	BHP
28000	2022	515	9.81	580	14.64	638	19.61	696	25.00	*	*	*	*	*	*	*	*	*	*	*	*	*	*	*	*	*	*	*	*
29100	2101	530	10.64	593	15.63	651	20.81	706	26.23	*	*	*	*	*	*	*	*	*	*	*	*	*	*	*	*	*	*	*	*
30200	2181	545	11.51	606	16.66	663	21.96	717	27.62	768	33.42	*	*	*	*	*	*	*	*	*	*	*	*	*	*	*	*	*	*
31300	2260	560	12.43	620	17.75	676	23.25	727	28.93	778	34.91	*	*	*	*	*	*	*	*	*	*	*	*	*	*	*	*	*	*
32400	2339	576	13.45	634	18.87	688	24.48	738	30.35	788	36.45	*	*	*	*	*	*	*	*	*	*	*	*	*	*	*	*	*	*
33500	2419	592	14.52	648	20.04	701	25.87	750	31.82	799	38.18	845	44.59	*	*	*	*	*	*	*	*	*	*	*	*	*	*	*	*
34600	2498	608	15.65	663	21.36	714	27.31	763	33.47	809	39.81	855	46.40	*	*	*	*	*	*	*	*	*	*	*	*	*	*	*	*
35700	2578	625	16.91	677	22.63	727	28.80	775	35.04	820	41.63	866	48.42	908	55.22	*	*	*	*	*	*	*	*	*	*	*	*	*	*
36800	265	641	18.16	692	24.06	740	30.35	788	36.80	832	43.47	876	50.33	919	57.49	*	*	*	*	*	*	*	*	*	*	*	*	*	*
37900	2736	658	19.56	706	25.44	754	31.98	801	38.62	844	45.34	886	52.29	929	59.64	969	67.05	*	*	*	*	*	*	*	*	*	*	*	*
39000	2816	674	20.94	721	26.98	768	33.64	813	40.35	856	47.25	897	54.47	939	61.83	979	69.42	*	*	*	*	*	*	*	*	*	*	*	*
40100	2895	691	22.48	736	28.59	782	35.35	826	42.28	869	49.40	909	56.70	950	64.27	989	71.85	1027	79.80	*	*	*	*	*	*	*	*	*	*
41200	2975	707	23.99	750	30.14	796	37.12	839	44.27	882	51.60	921	58.93	960	66.57	999	74.33	1037	82.46	*	*	*	*	*	*	*	*	*	*
42300	3054	724	25.68	765	31.87	811	39.10	852	46.32	894	53.70	934	61.40	970	68.93	1010	77.09	1047	85.18	1083	93.58	*	*	*	*	*	*	*	*
43400	3134	741	27.45	780	33.67	825	41.00	866	48.52	907	56.03	946	63.75	983	71.70	1020	79.69	1057	87.96	1093	96.54	*	*	*	*	*	*	*	*
44500	3213	757	29.18	795	35.53	840	43.11	880	50.70	920	58.43	959	66.36	995	74.30	1031	82.58	1068	91.05	1103	99.57	1137	108.34	*	*	*	*	*	*
45600	3292	774	31.11	811	37.57	854	45.14	894	52.95	933	60.90	971	68.83	1007	76.96	1042	85.45	1078	93.95	1113	102.65	1147	111.60	*	*	*	*	*	*
46700	3372	791	33.12	828	39.82	869	47.39	908	55.26	946	63.43	984	71.58	1020	79.92	1054	88.37	1088	96.91	1123	105.79	1157	114.93	1189	123.97	*	*	*	*
47800	3451	808	35.22	844	42.01	883	49.55	923	57.83	959	66.04	997	74.40	1032	82.71	1066	91.35	1099	100.20	1134	109.28	1167	118.31	1199	127.54	1230	136.93	*	*
48900	3531	825	37.40	860	44.28	898	51.96	937	60.29	973	68.73	1010	77.30	1045	85.82	1079	94.67	1111	103.54	1144	112.55	1178	122.08	1210	131.50	1241	141.08	*	*
50000	3610	842	39.68	876	46.63	913	54.44	951	62.82	987	71.48	1023	80.27	1058	89.00	1091	97.79	1123	106.85	1155	116.18	1188	125.60	1220	135.21	1251	144.97	1281	154.85
51100	3690	858	41.90	893	49.24	928	56.99	966	65.62	1001	74.30	1036	83.32	1071	92.26	1104	101.26	1135	110.24	1166	119.72	1198	129.19	1230	138.98	1261	148.92	1291	158.98
52200	3769	875	44.35	909	51.77	943	59.63	980	68.29	1015	77.20	1049	86.44	1083	95.34	1116	104.53	1148	113.99	1178	123.37	1209	133.17	1240	142.82	1271	152.94	1301	163.19
53300	3848	892	46.90	926	54.56	958	62.36	995	71.26	1030	80.40	1063	89.70	1096	98.75	1129	108.16	1160	117.53	1190	127.10	1219	136.83	1251	147.07	1281	157.04	1311	167.47
54400	3928	909	49.55	942	57.27	973	65.16	1010	74.31	1044	83.46	1077	92.97	1109	102.24	1142	111.87	1173	121.45	1203	131.22	1232	141.16	1261	151.06	1292	161.58	1321	171.82

All capacities based on Standard Air (Density .075 #/cu. ft. — 70°F —29.92" Hg. Bar). Performance shown is for NH exhaust fans for installation type B-free inlet, ducted outlet.
Power rating (BHP) does not include drive losses. Performance ratings do not include the effects of appurtenances in the airstream.
Note: Uncolored area indicates Class II wheel; Purple area indicates Class III wheel; Green area indicates Class IV wheel. Asterisk (*) = Unstable Operating Range

Type NH Fans

NON-OVERLOADING MEDIUM SPEED HIGH EFFICIENCY

NH SIZE 108

Outlet Size 43-1/8" x 56-1/2" I.D • Inlet Size 56" I.D. • Tip speed = RPM x 14.20
Wheel Diameter 54-1/4" • Outlet Area 16.92 Sq. Ft. Inside • Max. BHP = 135.0 $(\frac{RPM}{1000})^3$

S.P.		1.00		2.00		3.00		4.00		5.00		6.00		7.00		8.00		9.00		10.00		11.00		12.00		13.00		14.00	
CFM	OV	RPM	BHP	RPM	BHP	RPM	BHP	RPM	BHP	RPM	BHP	RPM	BHP	RPM	BHP	RPM	BHP	RPM	BHP	RPM	BHP	RPM	BHP	RPM	BHP	RPM	BHP	RPM	BHP
34000	2009	462	11.80	521	17.66	574	23.76	626	30.22	*	*	*	*	*	*	*	*	*	*	*	*	*	*	*	*	*	*	*	*
35400	2092	476	12.83	533	18.89	586	25.26	636	31.87	*	*	*	*	*	*	*	*	*	*	*	*	*	*	*	*	*	*	*	*
36800	2175	490	13.92	545	0.17	597	26.67	646	33.57	692	40.63	*	*	*	*	*	*	*	*	*	*	*	*	*	*	*	*	*	*
38200	2258	504	15.08	558	21.54	609	28.28	655	35.18	702	42.64	*	*	*	*	*	*	*	*	*	*	*	*	*	*	*	*	*	*
39600	2340	519	16.37	572	23.06	621	29.67	666	37.11	711	45.52	*	*	*	*	*	*	*	*	*	*	*	*	*	*	*	*	*	*
41000	2423	534	17.73	585	24.53	633	31.69	677	38.94	721	46.65	763	54.60	*	*	*	*	*	*	*	*	*	*	*	*	*	*	*	*
42400	2506	549	19.16	598	26.07	645	33.49	689	41.00	731	48.85	772	56.82	*	*	*	*	*	*	*	*	*	*	*	*	*	*	*	*
43800	2589	565	20.78	612	27.80	657	35.36	701	43.14	741	51.11	782	59.32	821	67.91	*	*	*	*	*	*	*	*	*	*	*	*	*	*
45200	2671	580	22.37	625	29.47	669	37.30	712	45.16	752	53.39	792	61.89	830	70.48	*	*	*	*	*	*	*	*	*	*	*	*	*	*
46600	2754	595	24.05	639	31.36	82	39.35	724	47.43	64	55.93	802	64.54	840	73.37	876	82.44	*	*	*	*	*	*	*	*	*	*	*	*
48000	2837	611	25.93	653	33.32	695	41.44	736	49.79	775	58.33	811	67.01	850	76.33	885	85.36	*	*	*	*	*	*	*	*	*	*	*	*
49400	2920	626	27.79	667	35.37	709	43.79	748	52.22	787	61.03	823	69.99	859	79.10	895	88.64	929	98.32	*	*	*	*	*	*	*	*	*	*
50800	3002	642	29.86	681	37.50	722	46.04	761	54.94	799	63.81	834	72.77	869	82.21	905	92.00	938	101.60	*	*	*	*	*	*	*	*	*	*
52200	3085	658	32.05	695	39.72	736	48.56	773	57.54	811	66.67	846	75.89	879	85.33	914	5.13	948	105.28	980	115.46	*	*	*	*	*	*	*	*
53600	3168	673	34.18	709	42.02	749	50.97	786	60.27	823	69.62	858	79.10	891	88.80	924	98.65	958	109.05	990	119.47	*	*	*	*	*	*	*	*
55000	3251	689	36.57	723	44.40	763	53.68	799	63.05	835	72.65	870	82.40	902	92.06	934	102.25	967	112.55	999	123.20	1030	134.13	*	*	*	*	*	*
56400	3333	705	39.07	738	47.02	776	56.26	812	65.90	847	75.77	882	85.79	914	95.70	945	106.00	977	116.49	1009	127.38	1039	138.16	1068	149.15	*	*	*	*
57800	3416	721	41.68	753	49.74	790	59.15	826	69.10	859	78.98	894	89.27	926	99.44	956	109.66	987	120.51	1018	131.26	1049	142.68	1078	153.90	*	*	*	*
59200	3499	736	44.23	769	52.77	804	62.14	839	72.14	872	82.47	906	92.85	938	103.28	968	113.75	997	124.52	1028	135.62	1058	146.87	1087	158.32	1115	169.92	*	*
60600	3582	752	47.07	784	55.71	818	65.23	853	75.54	885	85.88	918	96.52	949	106.88	980	117.95	1009	128.97	1038	140.07	1068	151.56	1097	163.26	1125	175.10	*	*
62000	3664	768	50.03	799	58.76	832	68.42	866	78.77	898	89.38	930	100.29	961	110.91	991	121.88	1020	133.14	1048	144.61	1078	156.35	1107	168.30	1134	179.91	1161	192.07
63400	3747	784	53.11	815	62.15	846	71.72	880	82.37	912	93.29	942	104.15	973	115.04	1003	126.27	1032	137.80	1059	149.15	1088	161.24	1116	172.97	1144	185.29	1171	197.69
64800	830	800	56.32	830	65.44	860	75.12	893	85.80	925	97.00	955	108.35	986	119.63	1015	130.77	1044	142.56	1071	154.17	1097	165.78	1126	178.20	1154	190.76	1180	202.90
66200	3913	816	59.66	846	69.08	874	78.63	907	89.62	938	100.80	968	112.43	998	123.98	1027	135.37	1055	147.02	1082	158.86	1109	171.31	1136	183.53	1163	195.84	1190	208.73
67600	3995	832	63.13	861	72.61	888	82.22	921	93.55	952	105.04	981	116.62	1010	128.42	1039	140.08	1067	151.99	1094	164.10	1120	176.34	1146	188.97	1173	201.52	1200	214.66

NH SIZE 120

Outlet Size 47-3/4" x 62-1/2" I.D • Inlet Size 62" I.D. • Tip speed = RPM x 15.71
Wheel Diameter 60" • Outlet Area 20.71 Sq. Ft. Inside • Max. BHP = 223.8 $(\frac{RPM}{1000})^3$

S.P.		1.00		2.00		3.00		4.00		5.00		6.00		7.00		8.00		9.00		10.00		11.00		12.00		13.00		14.00	
CFM	OV	RPM	BHP	RPM	BHP	RPM	BHP	RPM	BHP	RPM	BHP	RPM	BHP	RPM	BHP	RPM	BHP	RPM	BHP	RPM	BHP	RPM	BHP	RPM	BHP	RPM	BHP	RPM	BHP
42000	2028	421	14.75	474	22.00	521	29.40	568	37.40	*	*	*	*	*	*	*	*	*	*	*	*	*	*	*	*	*	*	*	*
43700	2110	433	15.96	485	23.54	532	31.26	577	39.43	*	*	*	*	*	*	*	*	*	*	*	*	*	*	*	*	*	*	*	*
45400	2192	446	17.36	496	25.15	542	33.02	586	41.52	628	50.32	*	*	*	*	*	*	*	*	*	*	*	*	*	*	*	*	*	*
47100	2274	459	18.83	507	26.70	553	35.03	595	43.68	636	52.53	*	*	*	*	*	*	*	*	*	*	*	*	*	*	*	*	*	*
48800	2356	472	20.35	519	28.48	564	37.12	604	45.80	645	55.07	683	64.56	*	*	*	*	*	*	*	*	*	*	*	*	*	*	*	*
50500	2438	486	22.09	531	30.33	574	39.09	614	48.06	654	57.68	691	67.17	*	*	*	*	*	*	*	*	*	*	*	*	*	*	*	*
52200	2521	499	3.79	543	32.27	585	41.34	625	50.64	662	60.09	700	70.15	*	*	*	*	*	*	*	*	*	*	*	*	*	*	*	*
53900	2603	513	25.72	555	34.28	596	43.67	635	53.03	671	62.82	709	73.22	744	83.71	*	*	*	*	*	*	*	*	*	*	*	*	*	*
55600	2685	527	27.75	568	36.58	607	46.10	646	55.80	682	65.89	717	76.05	752	86.81	*	*	*	*	*	*	*	*	*	*	*	*	*	*
57300	2767	541	29.89	580	38.78	619	48.64	657	58.65	692	68.77	726	79.28	761	90.34	793	101.28	*	*	*	*	*	*	*	*	*	*	*	*
59000	2849	555	32.14	592	41.06	631	51.28	668	61.59	703	72.04	735	82.57	770	93.97	802	105.19	*	*	*	*	*	*	*	*	*	*	*	*
60700	2931	569	34.51	605	43.65	643	54.02	678	64.34	713	75.09	746	86.25	778	97.31	811	109.21	841	120.78	*	*	*	*	*	*	*	*	*	*
62400	3013	583	36.99	617	46.13	655	56.85	689	67.47	724	78.55	756	89.69	787	101.11	819	112.90	850	125.18	*	*	*	*	*	*	*	*	*	*
64100	3095	597	39.59	630	48.93	667	59.78	700	70.70	735	82.11	766	93.21	796	104.86	828	117.10	858	129.24	887	141.74	*	*	*	*	*	*	*	*
65800	3177	611	42.31	643	51.85	679	62.81	712	74.10	745	85.44	777	97.21	807	109.17	837	121.40	867	133.83	896	146.64	924	159.75	*	*	*	*	*	*
67500	3259	625	45.15	656	54.85	691	65.95	724	77.58	756	89.22	788	101.31	817	113.19	846	125.80	876	138.53	905	151.64	932	164.52	*	*	*	*	*	*
69200	3341	639	48.13	669	57.93	703	69.19	736	81.17	767	93.10	798	105.14	828	117.73	856	130.36	884	142.85	913	156.23	941	169.92	967	183.2	*	*	*	*
70900	3423	653	51.23	683	61.39	716	72.84	748	84.88	778	97.09	809	109.47	838	121.96	866	134.88	893	147.76	922	161.44	949	174.88	976	189.09	*	*	*	*
72600	3506	667	54.46	696	64.71	728	76.31	760	88.70	790	101.44	820	113.91	849	126.73	876	139.50	903	153.09	931	166.76	958	180.50	984	194.42	1009	208.45	*	*
74300	3588	682	58.09	710	68.45	741	80.21	772	92.63	801	105.33	831	118.47	860	131.62	887	144.71	913	158.11	939	171.65	967	186.23	993	200.45	1018	214.77	*	*
76000	3670	696	61.61	724	72.32	753	83.91	784	96.68	813	109.73	842	123.16	870	136.17	897	149.56	923	163.25	948	177.17	975	191.49	1001	205.98	1026	220.57	1281	154.85
77700	3752	710	65.27	738	76.34	766	88.07	796	100.85	825	114.25	853	127.96	881	141.31	908	155.02	934	169.03	959	183.28	984	197.45	1010	212.23	1035	227.12	1291	158.98
79400	3834	724	69.07	752	80.52	778	92.02	809	105.54	837	118.89	864	132.73	892	146.57	919	160.62	944	174.40	969	188.94	993	203.52	1019	218.61	1044	233.80	1051	235.87
81100	3916	739	73.33	765	84.51	791	96.44	821	109.96	849	123.67	876	137.85	903	151.97	929	165.81	955	180.45	979	194.72	1003	209.72	1028	225.11	1052	239.92	1059	242.04
82800	3998	753	77.44	779	88.98	804	100.96	833	114.52	861	128.57	888	143.11	914	157.49	940	171.66	966	186.64	990	201.23	1013	215.91	1036	231.07	1061	246.84	1068	249.01

All capacities based on Standard Air (Density .075 #/cu. ft. — 70°F —29.92" Hg. Bar). Performance shown is for NH exhaust fans for installation type B-free inlet, ducted outlet.
Power rating (BHP) does not include drive losses. Performance ratings do not include the effects of appurtenances in the airstream.
Note: Uncolored area indicates Class II wheel; Purple area indicates Class III wheel; Green area indicates Class IV wheel. Asterisk (*) = Unstable Operating Range

Specification for Non-Metallic Exhaust Fans

Ratings
Met-Pro Corporation Duall Division certifies that the NH/R2B2 type exhaust fans are licensed to bear the AMCA Seal. Ratings are based on tests made in accordance with AMCA Standard 210 and comply with the requirements of the AMCA Certified Ratings Program.

Fan Units
Duall type NH Exhaust Fans are of centrifugal design with backward-inclined impeller. Duall type R2B2 Exhaust Fans are of centrifugal design with radial blade impeller. Each fan is complete with coated steel pedestal base, TEFC motor, belt drive, drain, OSHA-approved belt and shaft guards.

Corrosion-Resistant Construction
The fan housing, belt guard, and access door are constructed of Type II Grade I PVC, conforming to ASTM D1784-78 and containing no plasticizers, or polypropylene, conforming to ASTM P2146-78. FRP and PVC/FRP construction is also available. All hardware is 316 stainless steel. The drain connection is a 1-1/2" pipe.

Non-Overloading Wheels
Duall NH fans have non-overloading backward-inclined steel wheels of Class II construction. Duall R2B2 fans have radial blade steel wheels of Class II construction. They are coated with corrosion resistant glass-reinforced vinyl ester resin. The wheels are keyed to steel shafts and are statically and dynamically balanced, to a maximum of one mil vibration at design speed, utilizing a Model 206 analyzer from Production Measurements Corporation.

Bearings and Shaft
Duall fans have heavy-duty, grease-lubricated, self-aligning, precision, anti-friction pillow block bearings that have a minimum average life (AFBMA L50) of 100,000 hours. Fan shaft is mild steel, turned, ground, and polished and conforms to AISI 1045.

Drives
Duall provides constant-pitch, V-belt drives with 1.5 service factor. Belts are at minimum size "B", high-capacity type and are provided in matched sets.

Motors
Motors are high efficiency totally-enclosed, fan-cooled type operating with 460 volt, 3 phase, 60 hertz electrical power. They are NEMA design B and Class F insulated with 1.15 service factor. Motors are mounted on a slide-rail base.

Base
Arrangement 9 is provided with the motor factory-mounted on a PVC coated steel pedestal. When Arrangement 1 is required, the fan and motor are factory-mounted on a PVC coated unitary steel base.

Drive Arrangements for Centrifugal Fans

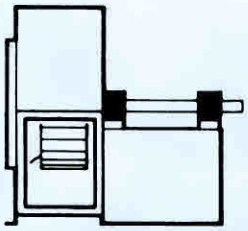

Arr.1 For belt drive or direct connection. Impeller overhung. Two bearings on base.

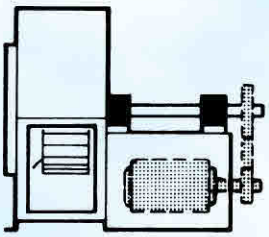

Arr. 9 For belt drive. Impeller overhung, two bearings, with prime mover outside base.

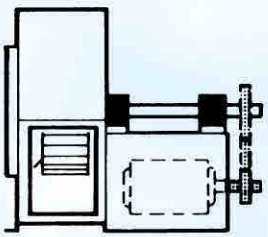

Arr. 10 For belt drive. Impeller overhung, two bearings, with prime mover inside base.

Rotation and Discharge for Centrifugal Fans

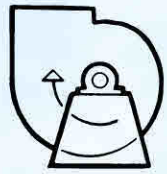

Clockwise
Up Blast

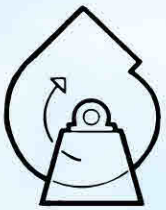

Clockwise
Top Angular Up

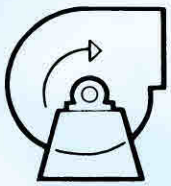

Clockwise
Top Horizontal

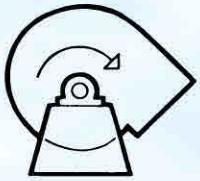

Clockwise
Top Angular Down

Clockwise
Down Blast

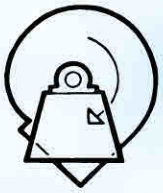

Clockwise
Bottom Angular Down

Clockwise
Bottom Horizontal

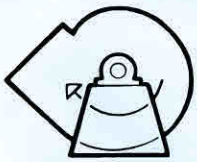

Clockwise
Bottom Angular Up

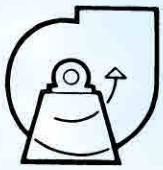

Counterclockwise
Up Blast

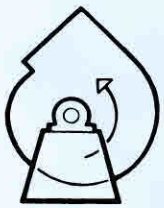

Counterclockwise
Top Angular Up

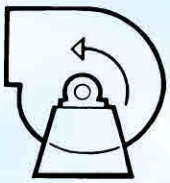

Counterclockwise
Top Horizontal

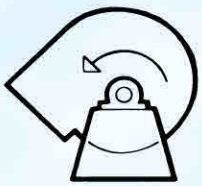

Counterclockwise
Top Angular Down

Counterclockwise
Down Blast

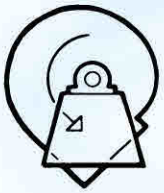

Counterclockwise
Bottom Angular Down

Counterclockwise
Bottom Horizontal

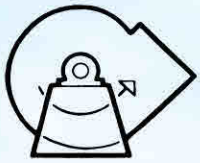

Counterclockwise
Bottom Angular Up

NOTES:

1. *Direction of rotation is determined from drive side of fan.*
2. *On single inlet fans, drive side is always considered as the side opposite fan inlet.*

Printed on Recycled Paper

11-5002 207

MET PRO CORPORATION

Duall Division

1550 Industrial Drive, Owosso, MI 48867
(989) 725-8184, FAX: (989) 725-8188
E-mail: info@dualldiv.com, Web Site: www.dualldiv.com