

## L811 STATIONARY LOUVER ROLL FORMED STEEL

### STANDARD CONSTRUCTION

#### FRAME

4" (102) deep, 16 gauge (1.6) galvanized steel.

#### BLADES

16 gauge (1.3) galvanized steel, J-style blades (formerly "weatherproof") are positioned at 45° angle and spaced approximately 5" (127) center to center.

#### SCREEN

1/2" x 19 gauge (13 x 1.1) galvanized bird screen in removable frame. Screen adds approximately 1/2" (13) to louver depth.

#### FINISH

Mill.

#### MINIMUM SIZE

12"w x 12"h (305 x 305).

#### APPROXIMATE SHIPPING WEIGHT

6 lbs. per sq. ft. (29.3 per m<sup>2</sup>).

#### MAXIMUM FACTORY ASSEMBLY SIZE

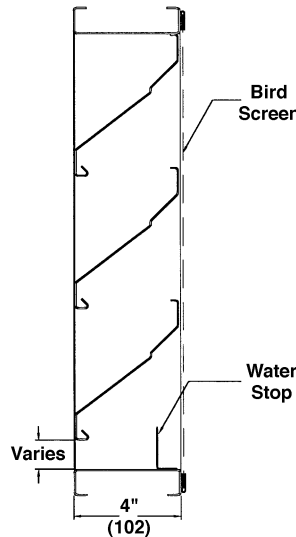
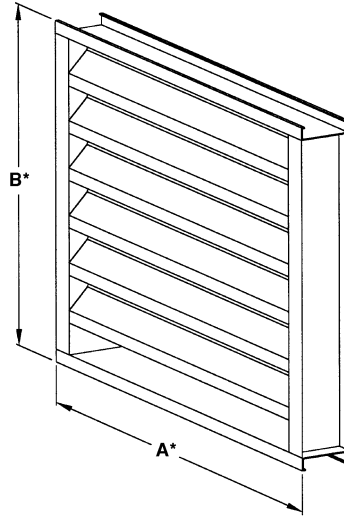
Single sections shall not exceed 120"w x 90"h (3048 x 2286) or 90"w x 120"h (2286 x 3048).

Louvers larger than the maximum factory assembly size will require field assembly of smaller sections.

#### SUPPORTS

Louvers may be provided with rear mounted blade supports that increase overall louver depth depending on louver size, assembly configuration or wind-load.

Consult Ruskin for additional information.



### FEATURES

- 45% Free Area.
- Published performance ratings based on testing in accordance with AMCA Publication 511.
- Hidden mullions for attractive appearance.
- Economical galvanized steel construction.

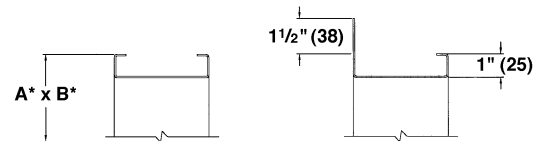
### VARIATIONS

Variations to the basic design of this louver are available at additional cost. They include:

- Extended sill.
- 304 or 316 stainless steel construction.
- Hinged frame.
- Front or rear security bars.
- Filter racks.
- Frame caps.
- Installation angles.
- A variety of bird and insect screens.
- Selection of finishes: Prime coat, 50% PDVF (modified fluoropolymer), Epoxy, Pearledize 50 and 70, 70% PVDF, Clear and Color Anodized finishes. (Some variation in anodize color consistency is possible).

Consult Ruskin for other special requirements.

### FRAME CONSTRUCTION



STANDARD

INTEGRAL FLANGE

Dimensions in parenthesis ( ) indicate millimeters.

\*Units furnished 1/4" (6) smaller than given opening dimensions.

## SUGGESTED SPECIFICATION

Furnish and install louvers as hereinafter specified where shown on plans or as described in schedules. Louvers shall be stationary type entirely contained within a 4" (102) frame. Louver components (heads, jambs, sills, blades, & mullions) shall be factory assembled by the louver manufacturer. Louver sizes too large for shipping shall be built up by the contractor from factory assembled louver sections to provide overall sizes required. Louver design shall incorporate structural supports required to withstand a wind load of 20 lbs. per sq. ft. (.96kPa) (equivalent of a 90 mph wind [145 KPH] – specifier may substitute any loading required).

Louvers shall be Ruskin Model L811 construction as follows:

- Frame: 16 gage (1.6) galvanized steel.
- Blades: 16 gage (1.3) galvanized steel at 45° angle on approximately 5" (127) center to center.
- Screen: 1/2" mesh x 19 gage (13 x 1.1) galvanized in removable frame.
- Finish: Select finish specification from Ruskin/Valspar Finishes Brochure.

Published louver performance data bearing the AMCA Certified Ratings Seal for Air Performance & Water Penetration must be submitted for approval prior to fabrication and must demonstrate pressure drop and water penetration equal to or less than the Ruskin model specified.

## PERFORMANCE DATA


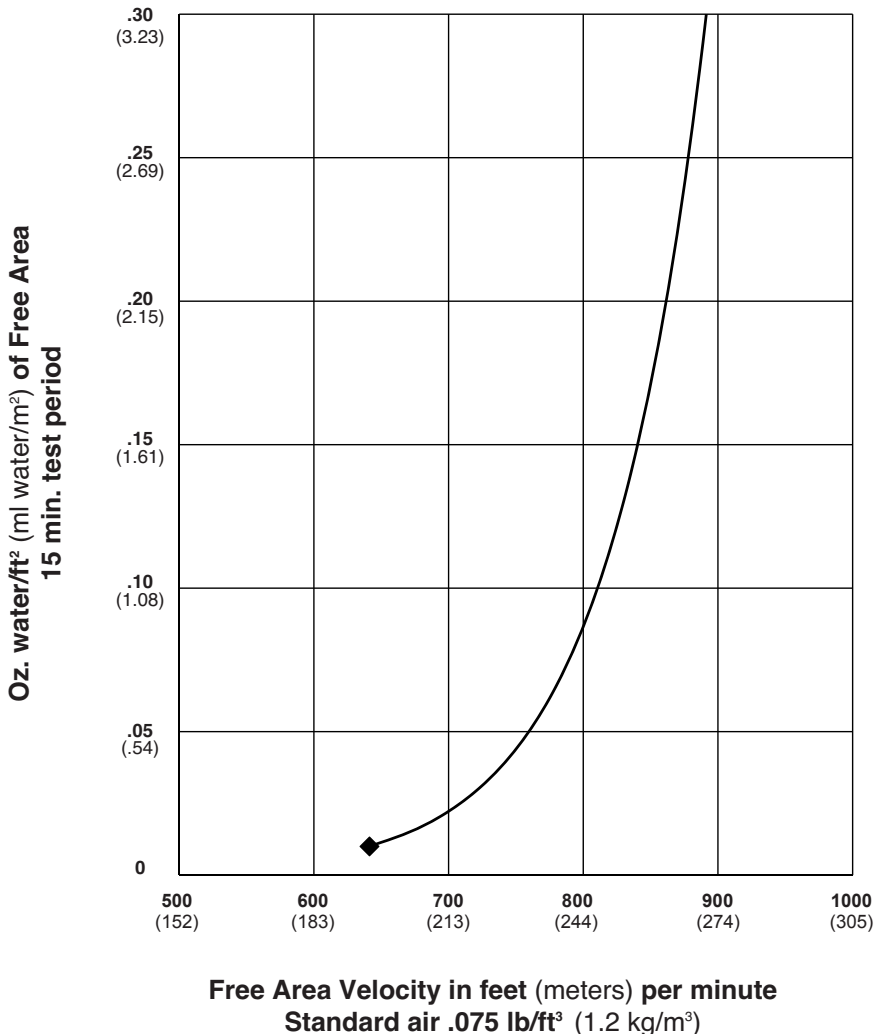
AMCA Standard 500 provides a reasonable basis for testing and rating louvers. Testing to AMCA 500 is performed under a certain set of laboratory conditions. This does not guarantee that other conditions will not occur in the actual environment where louvers must operate.

Designs should provide a reasonable safety factor for louver performance by selecting at some point below pressure drop or water penetration system requirements.

### WATER PENETRATION

Test size 48" wide x 48" high (1219 x 1219)

Beginning point of water penetration at .01 oz./sq. ft. is 643 fpm (196 m/min).



Ruskin® Company certifies that the louvers shown herein are licensed to bear the AMCA Seal. The ratings shown are based on tests and procedures performed in accordance with AMCA Publication 511 and comply with the requirements of the AMCA Certified Ratings Program. The AMCA Certified Ratings Seal applies to air performance and water penetration ratings only.

# FREE AREA GUIDE

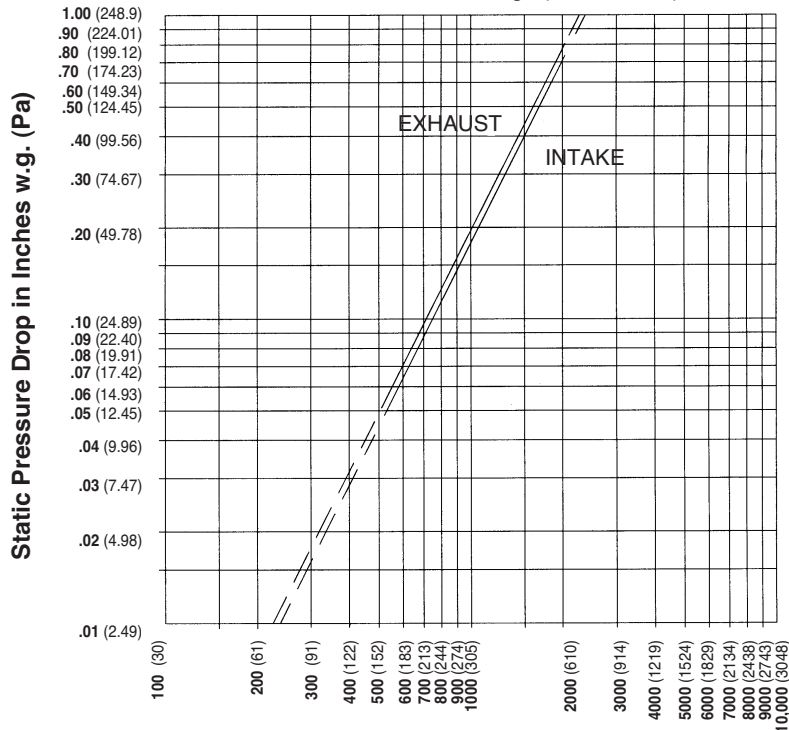
Free Area Guide shows free area in ft<sup>2</sup> and m<sup>2</sup> for various sizes of L811  
Width – Inches and Meters

Height – Inches and Meters

	12	18	24	30	36	42	48	54	60	66	72	78	84	90	96	102	108	114	120
	0.30	0.45	0.60	0.75	0.90	1.05	1.20	1.35	1.50	1.65	1.80	1.95	2.10	2.25	2.40	2.55	2.70	2.85	3.00
12	0.25	0.40	0.54	0.69	0.84	0.99	1.14	1.29	1.44	1.58	1.73	1.88	2.03	2.18	2.33	2.48	2.62	2.77	2.92
0.30	0.02	0.04	0.05	0.06	0.08	0.09	0.11	0.12	0.13	0.15	0.16	0.18	0.19	0.20	0.22	0.23	0.24	0.26	0.27
18	0.42	0.67	0.93	1.18	1.43	1.69	1.94	2.19	2.44	2.70	2.95	3.20	3.46	3.71	3.96	4.21	4.47	4.72	4.97
0.45	0.04	0.06	0.09	0.11	0.13	0.16	0.18	0.20	0.23	0.25	0.27	0.30	0.32	0.34	0.37	0.39	0.42	0.44	0.46
24	0.66	1.06	1.46	1.86	2.25	2.65	3.05	3.45	3.84	4.24	4.64	5.04	5.43	5.83	6.23	6.63	7.02	7.42	7.82
0.60	0.06	0.10	0.14	0.17	0.21	0.25	0.28	0.32	0.36	0.39	0.43	0.47	0.51	0.54	0.58	0.62	0.65	0.69	0.73
30	0.90	1.45	1.99	2.53	3.07	3.62	4.16	4.70	5.24	5.78	6.33	6.87	7.41	7.95	8.50	9.04	9.58	10.12	10.67
0.75	0.08	0.13	0.18	0.24	0.29	0.34	0.39	0.44	0.49	0.54	0.59	0.64	0.69	0.74	0.79	0.84	0.89	0.94	0.99
36	1.15	1.83	2.52	3.21	3.89	4.58	5.27	5.95	6.64	7.33	8.02	8.70	9.39	10.08	10.76	11.45	12.14	12.83	13.51
0.90	0.11	0.17	0.23	0.30	0.36	0.43	0.49	0.55	0.62	0.68	0.75	0.81	0.87	0.94	1.00	1.06	1.13	1.19	1.26
42	1.39	2.22	3.05	3.88	4.71	5.55	6.38	7.21	8.04	8.87	9.70	10.54	11.37	12.20	13.03	13.86	14.70	15.53	16.36
1.05	0.13	0.21	0.28	0.36	0.44	0.52	0.59	0.67	0.75	0.83	0.90	0.98	1.06	1.13	1.21	1.29	1.37	1.44	1.52
48	1.56	2.50	3.43	4.37	5.30	6.24	7.18	8.11	9.05	9.98	10.92	11.86	12.79	13.73	14.66	15.60	16.54	17.47	18.41
1.20	0.15	0.23	0.32	0.41	0.49	0.58	0.67	0.75	0.84	0.93	1.02	1.10	1.19	1.28	1.36	1.45	1.54	1.62	1.71
54	1.80	2.88	3.96	5.04	6.12	7.21	8.29	9.37	10.45	11.53	12.61	13.69	14.77	15.85	16.93	18.01	19.09	20.18	21.26
1.35	0.17	0.27	0.37	0.47	0.57	0.67	0.77	0.87	0.97	1.07	1.17	1.27	1.37	1.47	1.57	1.68	1.78	1.88	1.98
60	2.04	3.27	4.49	5.72	6.94	8.17	9.40	10.62	11.85	13.07	14.30	15.52	16.75	17.97	19.20	20.43	21.65	22.88	24.10
1.50	0.19	0.30	0.42	0.53	0.65	0.76	0.87	0.99	1.10	1.22	1.33	1.44	1.56	1.67	1.79	1.90	2.01	2.13	2.24
66	2.28	3.65	5.02	6.39	7.77	9.14	10.51	11.88	13.25	14.62	15.99	17.36	18.73	20.10	21.47	22.84	24.21	25.58	26.95
1.65	0.21	0.34	0.47	0.59	0.72	0.85	0.98	1.10	1.23	1.36	1.49	1.61	1.74	1.87	2.00	2.12	2.25	2.38	2.51
72	2.53	4.04	5.56	7.07	8.59	10.10	11.62	13.13	14.65	16.16	17.68	19.19	20.71	22.22	23.74	25.25	26.77	28.28	29.80
1.80	0.23	0.38	0.52	0.66	0.80	0.94	1.08	1.22	1.36	1.50	1.64	1.78	1.93	2.07	2.21	2.35	2.49	2.63	2.77
78	2.70	4.32	5.94	7.56	9.18	10.80	12.41	14.03	15.65	17.27	18.89	20.51	22.13	23.75	25.37	26.99	28.61	30.23	31.85
1.95	0.25	0.40	0.55	0.70	0.85	1.00	1.15	1.31	1.46	1.61	1.76	1.91	2.06	2.21	2.36	2.51	2.66	2.81	2.96
84	2.94	4.70	6.47	8.23	10.00	11.76	13.52	15.29	17.05	18.82	20.58	22.34	24.11	25.87	27.64	29.40	31.16	32.93	34.69
2.10	0.27	0.44	0.60	0.77	0.93	1.09	1.26	1.42	1.59	1.75	1.91	2.08	2.24	2.41	2.57	2.73	2.90	3.06	3.23
90	3.18	5.09	7.00	8.91	10.82	12.73	14.63	16.54	18.45	20.36	22.27	24.18	26.09	28.00	29.90	31.81	33.72	35.63	37.54
2.25	0.30	0.47	0.65	0.83	1.01	1.18	1.36	1.54	1.72	1.89	2.07	2.25	2.43	2.60	2.78	2.96	3.14	3.31	3.49
96	3.42	5.48	7.53	9.58	11.64	13.69	15.74	17.80	19.85	21.90	23.96	26.01	28.07	30.12	32.17	34.23	36.28	38.33	40.39
2.40	0.32	0.51	0.70	0.89	1.08	1.27	1.46	1.66	1.85	2.04	2.23	2.42	2.61	2.80	2.99	3.18	3.37	3.56	3.76
102	3.66	5.86	8.06	10.26	12.46	14.66	16.85	19.05	21.25	23.45	25.65	27.85	30.04	32.24	34.44	36.64	38.84	41.03	43.23
2.55	0.34	0.55	0.75	0.95	1.16	1.36	1.57	1.77	1.98	2.18	2.39	2.59	2.79	3.00	3.20	3.41	3.61	3.82	4.02
108	3.84	6.14	8.44	10.75	13.05	15.35	17.65	19.96	22.26	24.56	26.86	29.17	31.47	33.77	36.07	38.38	40.68	42.98	45.28
2.70	0.36	0.57	0.79	1.00	1.21	1.43	1.64	1.86	2.07	2.28	2.50	2.71	2.93	3.14	3.35	3.57	3.78	4.00	4.21
114	4.08	6.53	8.97	11.42	13.87	16.32	18.76	21.21	23.66	26.10	28.55	31.00	33.45	35.89	38.34	40.79	43.24	45.68	48.13
2.85	0.38	0.61	0.83	1.06	1.29	1.52	1.74	1.97	2.20	2.43	2.66	2.88	3.11	3.34	3.57	3.79	4.02	4.25	4.48
120	4.32	6.91	9.50	12.10	14.69	17.28	19.87	22.46	25.06	27.65	30.24	32.83	35.42	38.02	40.61	43.20	45.79	48.38	50.98
3.00	0.40	0.64	0.88	1.12	1.37	1.61	1.85	2.09	2.33	2.57	2.81	3.05	3.29	3.54	3.78	4.02	4.26	4.50	4.74

## PRESSURE DROP

Test size 48" wide x 48" high (1219 x 1219)



Ratings do not include the effect of a bird screen.

Air Velocity in feet and (meters) per minute through Free Area  
(Data corrected to standard air density and AMCA figure or figures tested to 5.5)



3900 Dr. Greaves Rd.  
Kansas City, MO 64030  
(816) 761-7476  
FAX (816) 765-8955  
www.ruskin.com