



MODEL 1280A

STANDARD CONSTRUCTION

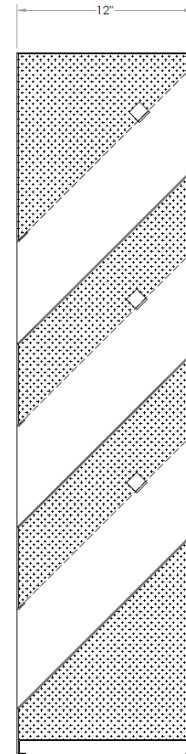
- **Material:** Formed Aluminum 5005-H34
- **Frame:** 12" (305mm) deep, .081" (2.1mm) nominal wall thickness
- **Blades:** 12" (305mm) deep, .081" (2.1mm) nominal wall thickness
- **Absorbent Material:** 8 lb Mineral Wool
- **Blade Spacing:** 12.5" (317.5mm) on center
- **Screen:** 1/2" x .063" flattened expanded bird screen and/or 18 x 14 mesh charcoal insect screen.
- **Finish:** Mill

OPTIONAL ACCESSORIES

- Extended Sill Flashing
- Insulated and Non-insulated Blank-off Panels
- Flanged & Glazing Frames of various sizes
- Hinged Access Panels
- Sub-frames
- Visible Mullions

FINISHES

- **2 coat Fluoropolymer:** Kynar® 500 / Hylar® 5000 custom colors available in 70% PVDF (AAMA 2605) or 50% PVDF (AAMA 2604) formulas.
- **3 coat Fluoropolymer:** Kynar 500 / Hylar 5000 custom colors available in 70% PVDF (AAMA 2605) formulas.
- **Anodic finishes:** Class I and Class II in Clear, Light/Medium/Dark Bronze, Champagne, and Black.
- **Prime coat**
- **Mill**



Vertical Section

Qty.	Size:		Mullion Type	No. of Sections	Notes
	Width	Height			
<input type="checkbox"/>	Sill flashing:		Project:		
<input type="checkbox"/>	Screen:		Location:		
<input type="checkbox"/>	Finish:		Architect:		
	Color:		Representative:		
<input type="checkbox"/>	Other:		Date:	Job #:	





MODEL 1280A

SUGGESTED SPECIFICATIONS

General: Furnish and install where indicated on drawings 12" (305mm) Acoustical Louver Model 1280A as manufactured by Industrial Louvers, Inc., Delano, MN.

Material: Formed aluminum frames and blades shall be one piece 5005-H34 alloy. Frame shall have a material thickness of .081" (2.1mm). Fixed blades shall have a material thickness of .081" (2.1mm). The interior face of the blade shall be .032" perforated aluminum sheet. Frames and blades shall be joined by welding, and frame will be caulked to prevent water penetration to interior wall construction.

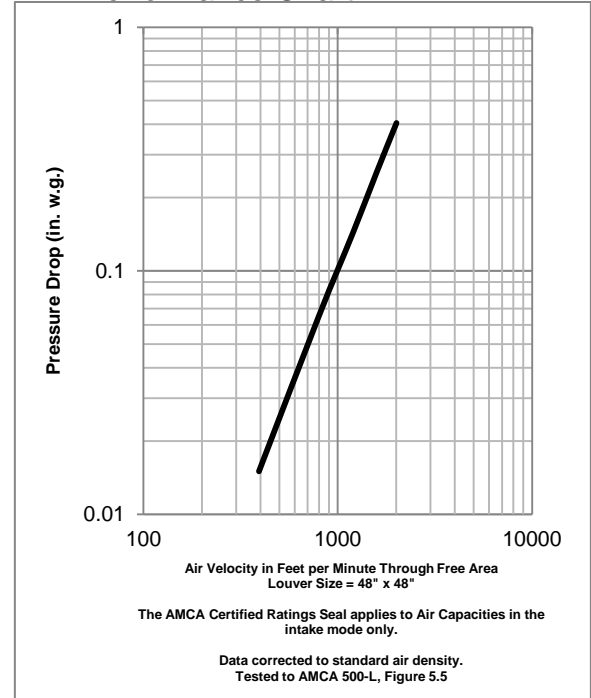
Performance

- Free area (4' x 4' louver) = 4.23 sq. ft. (26.4%)
- Free area velocity at point of beginning water penetration (.01 oz/sq. ft.) = 754.2 fpm
- Pressure drop @ 1,226.9 FPM velocity = .15" water
- Air volume @ 1,226.9 FPM free area velocity = 5,189.79CFM

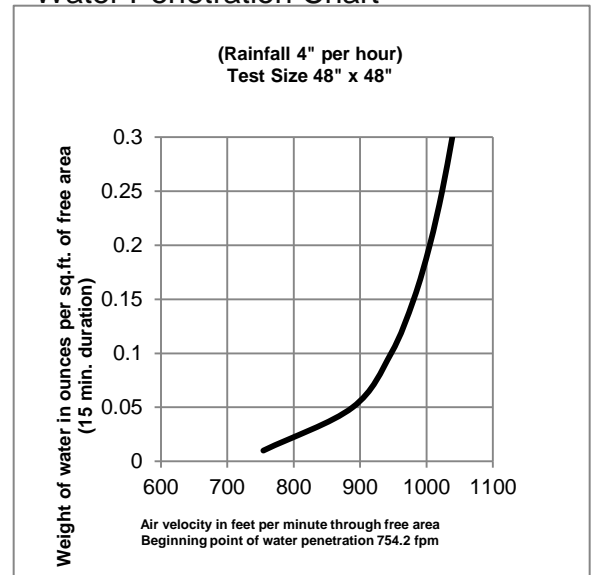
Free Area

Square Feet (Square Meters)						
Free Area AMCA Licensed for openings up to 72" x 120"						
For free area data for larger openings, contact factory.						
3048.0	0.26	0.57	0.88	1.19	1.51	1.82
120	2.80	6.15	9.50	12.86	16.21	19.57
2743.2	0.23	0.51	0.78	1.06	1.34	1.61
108	2.48	5.46	8.44	11.42	14.40	17.38
2438.4	0.20	0.44	0.69	0.93	1.17	1.41
96	2.17	4.77	7.38	9.98	12.59	15.19
2133.6	0.17	0.38	0.59	0.79	1.00	1.21
84	1.86	4.09	6.32	8.55	10.77	13.00
1828.8	0.14	0.32	0.49	0.66	0.83	1.00
72	1.55	3.40	5.25	7.11	8.96	10.82
1524	0.11	0.25	0.39	0.53	0.66	0.80
60	1.23	2.71	4.19	5.67	7.15	8.63
1219.2	0.09	0.19	0.29	0.39	0.50	0.60
48	0.92	2.02	3.13	4.23	5.34	6.44
914.4	0.06	0.12	0.19	0.26	0.33	0.40
36	0.61	1.34	2.07	2.80	3.52	4.25
609.6	0.03	0.06	0.09	0.13	0.16	0.19
24	0.30	0.65	1.00	1.36	1.71	2.07
304.8						
12						
H/W	304.8	609.6	914.4	1219.2	1524	1828.8
	12	24	36	48	60	72

Air Performance Chart



Water Penetration Chart



Sound Transmission Chart

Selected 1/3 Octave Bands Center Frequency HZ	125	250	500	1000	2000	4000	5000
Transmission Loss In Decibels	5	8	11	15	15	12	10
Free Field Noise	11	14	17	21	21	18	16



Industrial Louvers, Inc. certifies that Model 1280A shown hereon is licensed to bear the AMCA Seal. The ratings shown are based on tests and procedures performed in accordance with AMCA Publication 511 and comply with the requirements of the AMCA Certified Ratings Program. The AMCA Certified Ratings Seal applies to air performance ratings and water penetration ratings.

